



NATIONAL BUREAU OF STATISTICS

Transport Fare Watch

(DECEMBER 2023)



Report Date: January 2024

Data Source: National Bureau of Statistics (NBS)

CONTENT

Methodology	3
Executive Summary	4
Average Transport Fare Across States	
- States Bus Journey Within City, Per Drop Constant Route	6
- States Bus Journey Intercity, State Route, Charge per person	7
- Air Fare Charge for Specified Routes Single Journey	8
- Journey by Motorcycle (Okada) Per Drop	9
- Waterway Passenger Transport	10
Average Transport Fare by Categories - All Zones	
North Central.....	11
North East.....	12
North West.....	13
South East	14
South West	15
South-South.....	16
Appendix	17
Contact	19

METHODOLOGY

Fieldwork is done solely by over 700 NBS Staff in all States of the federation supported by supervisors who are monitored by internal and external observers.

Prices are collected across all the 774 local governments across all States and the FCT from over 10,000 respondents and locations and reflect actual fare households state they actually paid for those services.

The average of all these fares is then reported for each state and the average for the country is the average for the state.

NBS audit team subsequently conducts randomly selected verification of fares recorded.

EXECUTIVE SUMMARY

Transport Fare Watch for December 2023 covers the following categories: bus journey within the city per drop constant route; bus journey intercity (state route) charge per person; air fare charge for specified routes single journey; journey by motorcycle (Okada) per drop; and water way passenger transport.

The average fare paid by commuters for bus journeys within the city per drop declined to 13.83% from N1,047.64 in November to N902.70 in December 2023. On a year-on-year basis, it rose by 40.03% from N644.66 in December 2022.

In another category, the average fare paid by commuters for bus journey intercity per drop was N7,402.16 in December 2023, indicating an increase of 19.26% on a month-on-month basis compared to N6,206.53 in November 2023. On a year-on-year basis, the fare rose by 86.40% from N3,971.22 in December 2022.

In air travel, the average fare paid by air passengers for specified routes single journey was N85,692.12 in December 2023, showing an increase of 5.36% while compared to previous month (November 2023). On a year-on-year basis, the fare rose by 14.87% from N74,597.30 in December 2022.

The average transport fare paid on Okada transportation was N419.73 in December 2023 which declined by 11.29% when compared with the value recorded in November 2023 (N473.13). On a year-on-year basis, the fare declined by 9.04% when compared with December 2022 (N461.45).

For water transport (waterway passenger transportation), the average fare paid in December 2023 increased to N1,386.76 from N1,352.70 which indicates an increase of 2.52% on monthly basis. On a year-on-year basis, it increased by 34.77% from N1,029.00 in December 2022.

On state profile analysis, for intercity bus travel (state route charged per person fare), the highest fare was recorded in Akwa Ibom and Anambra with N10,000.00, followed by Abia, Abuja, Adamawa, Bayelsa, Cross River and Gombe with N8,500.00. The least fare was recorded in Kwara with N5,500.00, followed by Taraba with N6,000.00. Taraba state recorded the highest bus journey within the city (per drop constant route) in December 2023 with N1,350.00 followed by Jigawa with N1,200.00. On the other hand, Abia, Adamawa and Sokoto states recorded the least with N500.00, followed by Kano with N700.00.

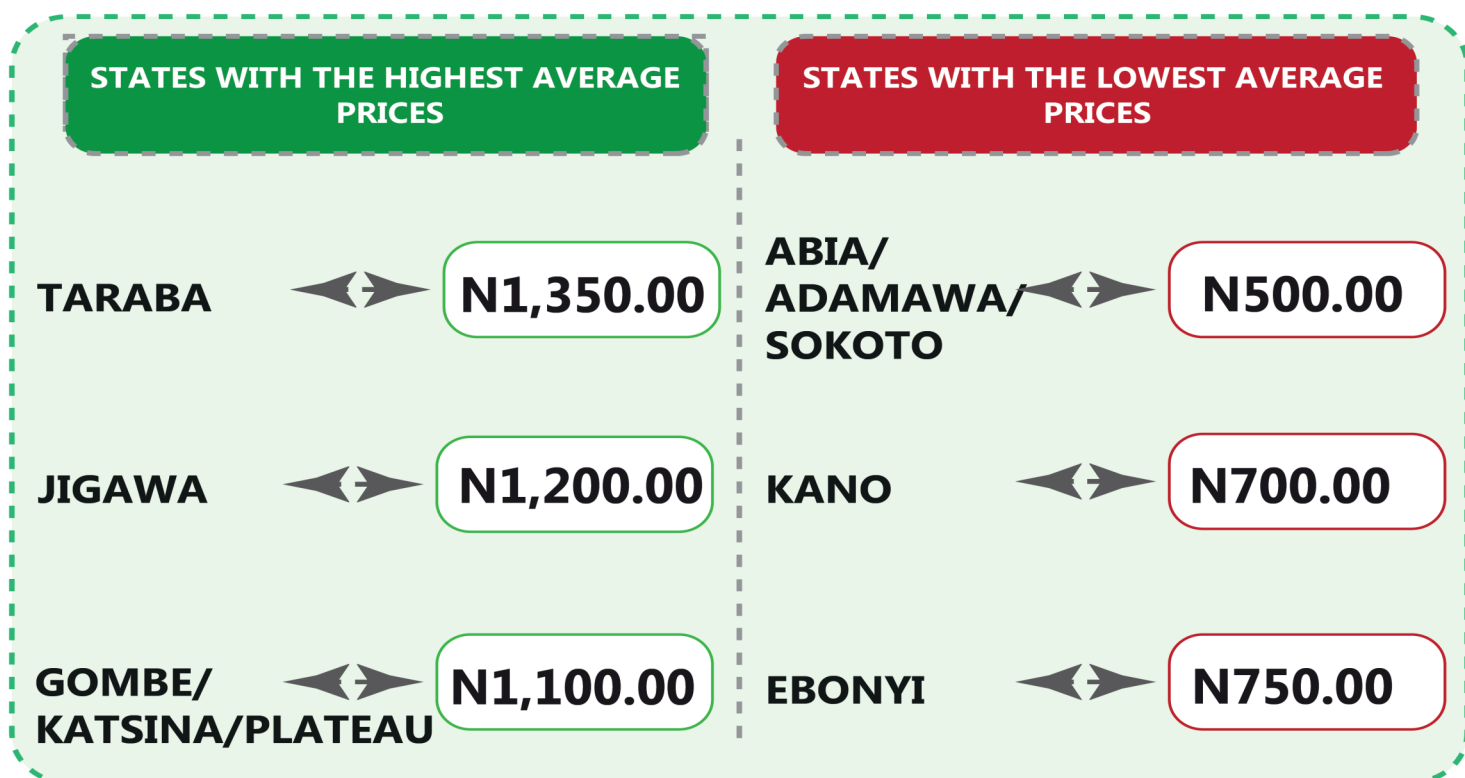
Similarly, Akwa Ibom recorded the highest air transport charges (for specified routes single journeys) with N95,000.00, followed by Borno with N91,000.00. Conversely, Abia recorded the least fare with N71,000.00, followed by Nassarawa, Niger and Plateau with N80,000.00. Also, Lagos State had the highest motorcycle transport fare in December 2023 with N800.00, followed by Ondo with N700.00. The least fare was recorded in Anambra with N200.00, while Bayelsa, Edo and Niger followed with N250.00. Similarly, water transport fare was highest in Bayelsa with N4,500.00, followed by Delta and Rivers with N4,100.00, while the least fare was recorded in Borno with N450.00, followed by Gombe with N550.00.

For Analysis by zone in December 2023, transport fares of bus journeys within the city recorded the highest in the South-South with N950.00, followed by the North-East with N925.00, while the South-East recorded the least with N840.00. In terms of bus journey intercity, the South-South had the highest fare with N8,083.33 followed by the South-East with N7,800.00, while North-Central recorded the least with N7,011.43. Air transportation in December 2023, the South-South recorded the highest fare with N88,918.06, followed by the North-East with N86,750.00, while the North-Central had the least with N82,157.14. Also, commuters on a motorcycle (Okada) paid the highest fare in the South-West with N488.33 and North-East with N450.00, while the South-South recorded the least with N391.67. The South-South zone had the highest fare on water transport with N3,500.00, followed by the South-West with N1,375.00, while the North-East had the least with N780.00.

TRANSPORT FARE WATCH - DECEMBER 2023

Average Transport Fare Across States

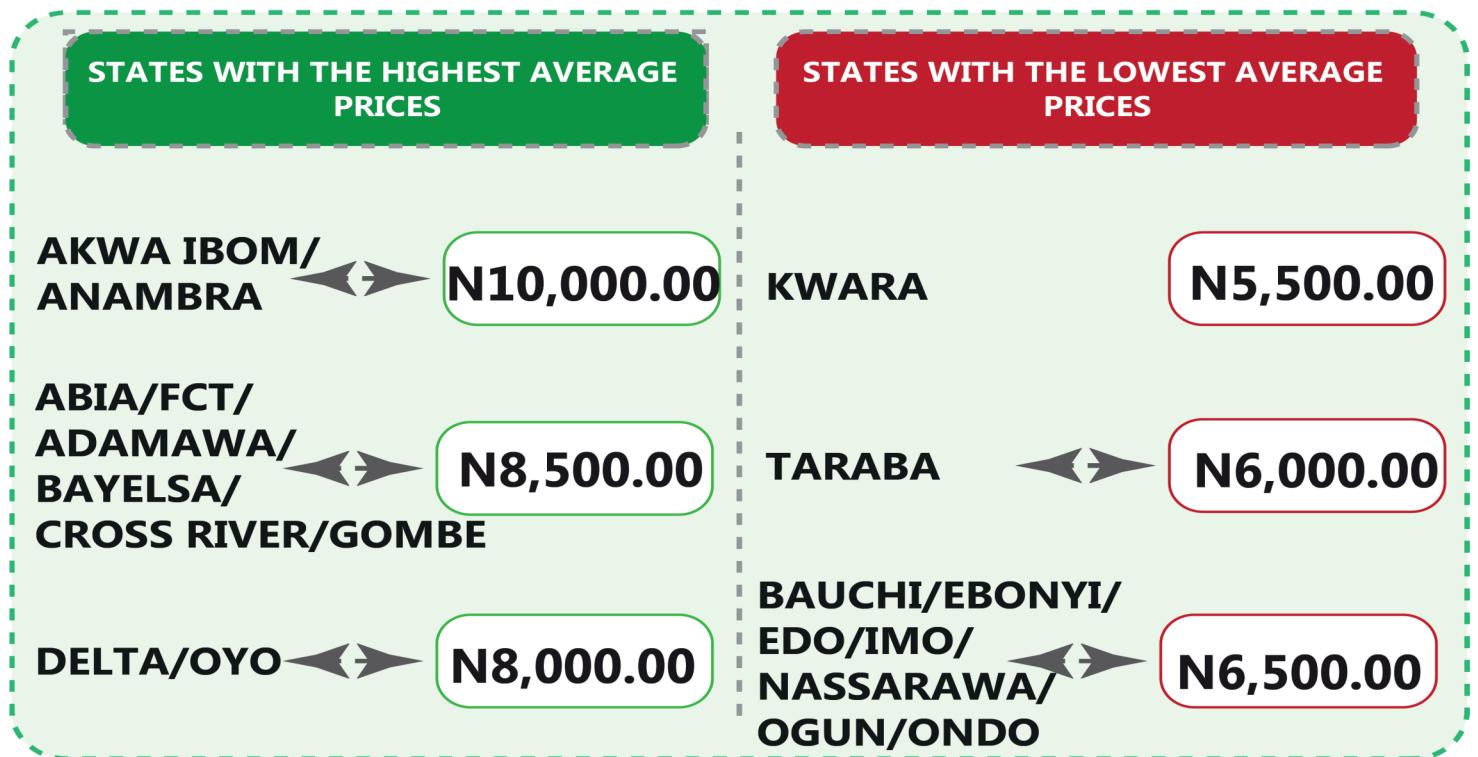

-Bus Journey Within City , Per Drop Constant Route



TRANSPORT FARE WATCH - DECEMBER 2023

Average Transport Fare Across States

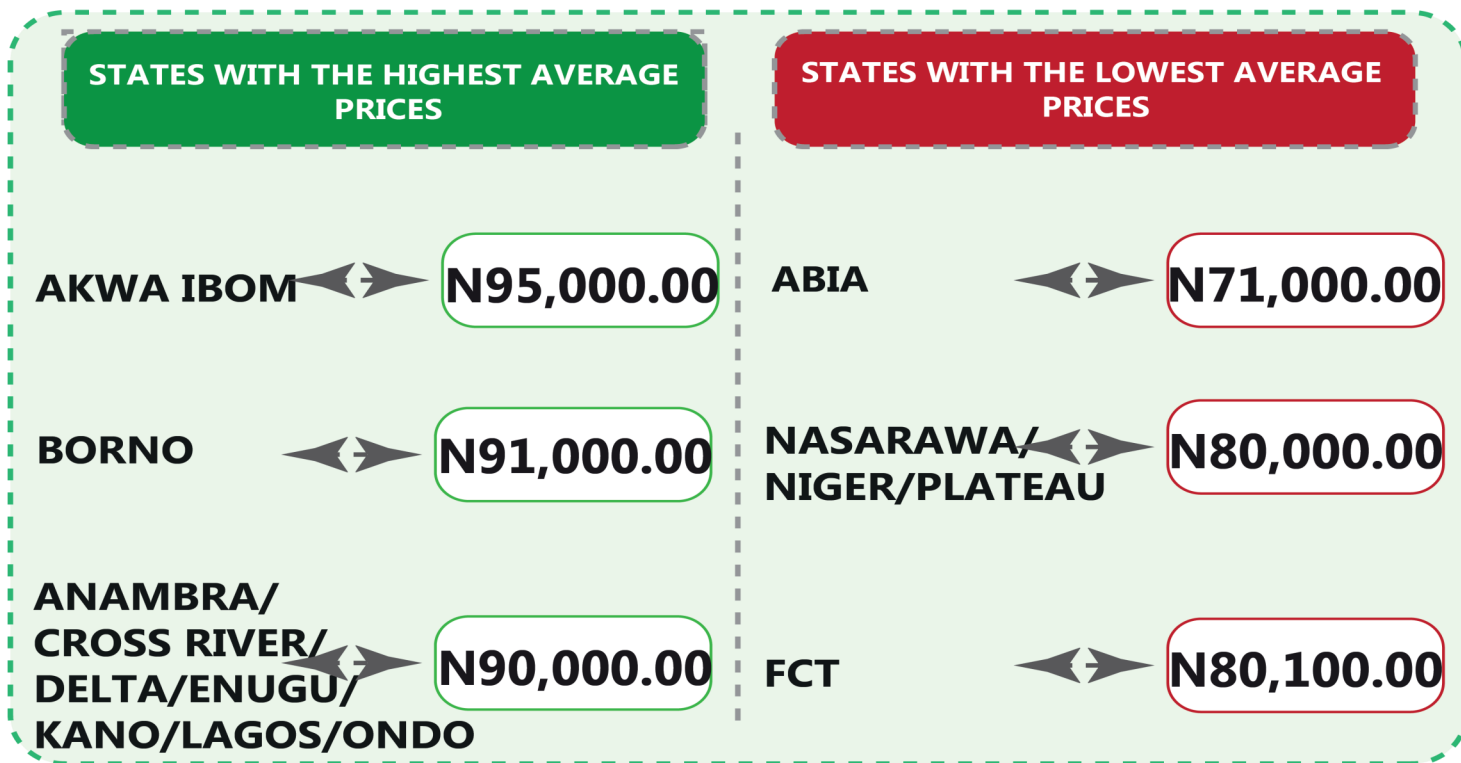
-Bus Journey Intercity, State Route, Charge Per Person



TRANSPORT FARE WATCH - DECEMBER 2023

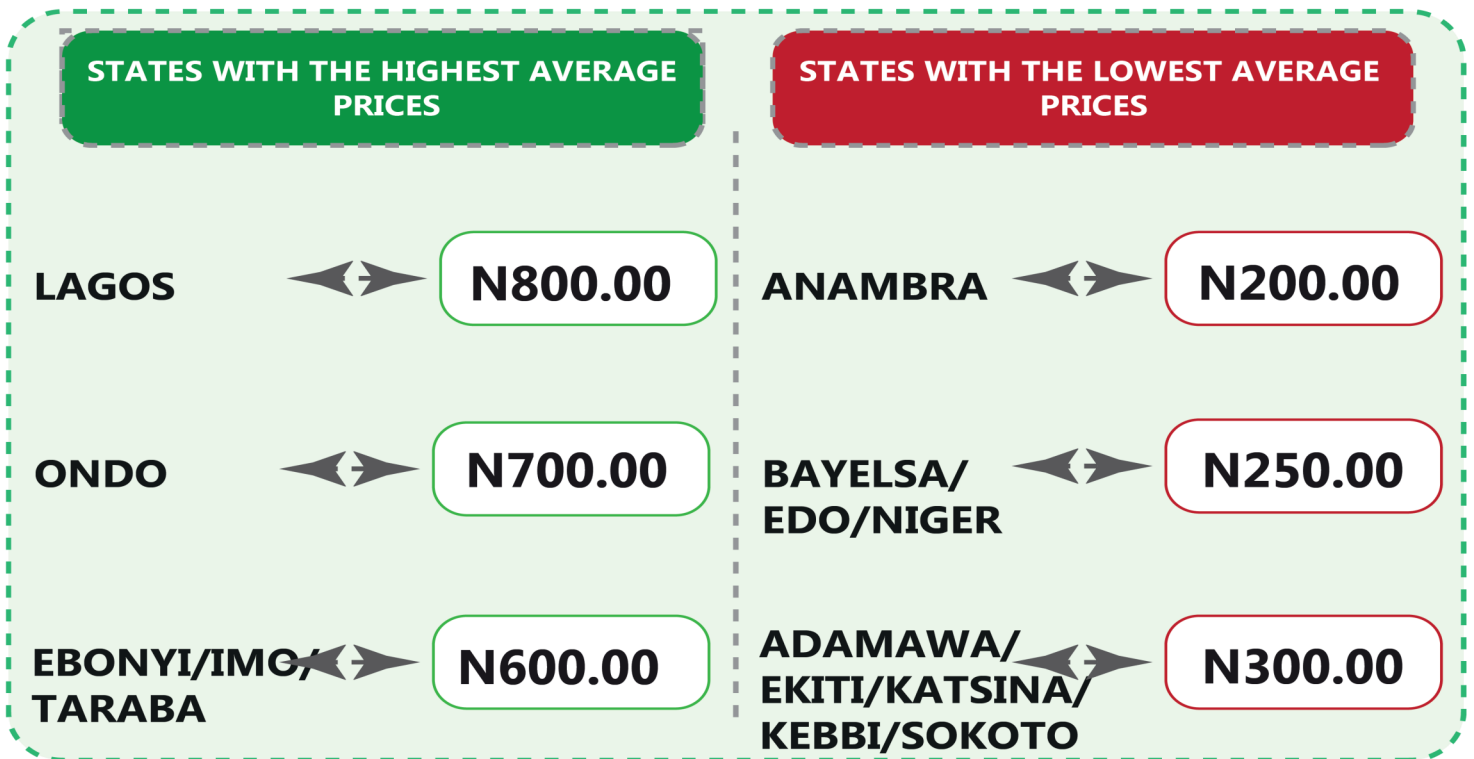

Average Transport Fare Across States

-Air Fare Charge For Specified Routes Single Journey



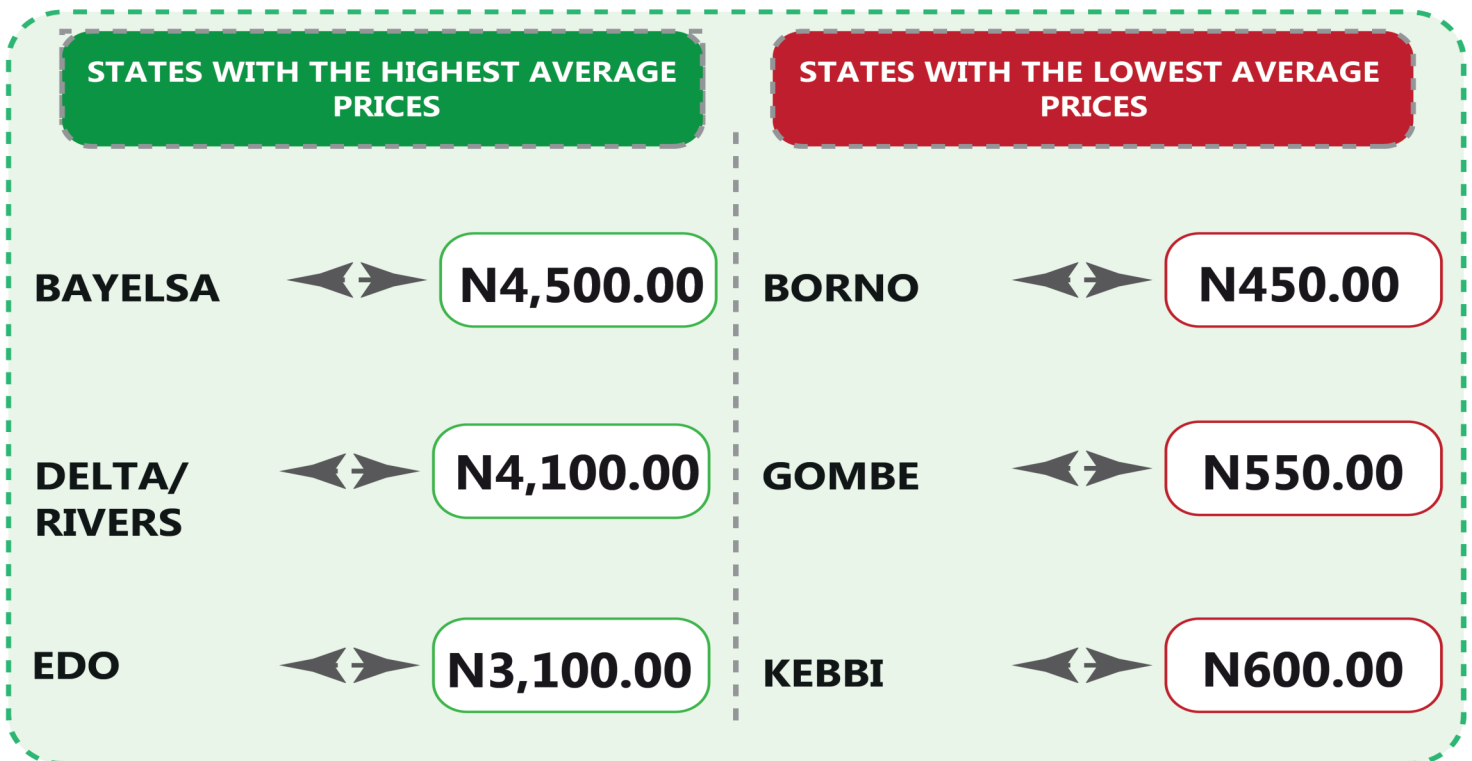
TRANSPORT FARE WATCH - DECEMBER 2023

Average Transport Fare Across States
-Journey by Motorcycle (Okada) Per Drop



TRANSPORT FARE WATCH - DECEMBER 2023

Average Transport Fare Across States
-Waterway Passenger Transport



TRANSPORT FARE WATCH - DECEMBER 2023

Average Transport Fare by Categories
NORTH CENTRAL



BUS JOURNEY WITHIN CITY, PER DROP CONSTANT ROUTE



BUS JOURNEY INTERCITY, STATE ROUTE, CHARGE PER PERSON



AIR FARE CHARGE FOR SPECIFIED ROUTES SINGLE JOURNEY



JOURNEY BY MOTORCYCLE (OKADA) PER DROP



WATER TRANSPORT: WATER WAY PASSENGER TRANSPORTATION



TRANSPORT FARE WATCH - DECEMBER 2023

Average Transport Fare by Categories NORTH EAST



BUS JOURNEY WITHIN CITY, PER DROP CONSTANT ROUTE



BUS JOURNEY INTERCITY, STATE ROUTE, CHARGE PER PERSON



AIR FARE CHARGE FOR SPECIFIED ROUTES SINGLE JOURNEY



JOURNEY BY MOTORCYCLE (OKADA) PER DROP



WATER TRANSPORT: WATER WAY PASSENGER TRANSPORTATION



TRANSPORT FARE WATCH - DECEMBER 2023

Average Transport Fare by Categories NORTH WEST



BUS JOURNEY WITHIN CITY, PER DROP CONSTANT ROUTE



BUS JOURNEY INTERCITY, STATE ROUTE, CHARGE PER PERSON



AIR FARE CHARGE FOR SPECIFIED ROUTES SINGLE JOURNEY



JOURNEY BY MOTORCYCLE (OKADA) PER DROP



WATER TRANSPORT: WATER WAY PASSENGER TRANSPORTATION



TRANSPORT FARE WATCH - DECEMBER 2023

Average Transport Fare by Categories
SOUTH EAST



BUS JOURNEY WITHIN CITY, PER DROP CONSTANT ROUTE



BUS JOURNEY INTERCITY, STATE ROUTE, CHARGE PER PERSON



AIR FARE CHARGE FOR SPECIFIED ROUTES SINGLE JOURNEY



JOURNEY BY MOTORCYCLE (OKADA) PER DROP



WATER TRANSPORT: WATER WAY PASSENGER TRANSPORTATION



TRANSPORT FARE WATCH - DECEMBER 2023

Average Transport Fare by Categories SOUTH WEST



BUS JOURNEY WITHIN CITY, PER DROP CONSTANT ROUTE



BUS JOURNEY INTERCITY, STATE ROUTE, CHARGE PER PERSON



AIR FARE CHARGE FOR SPECIFIED ROUTES SINGLE JOURNEY



JOURNEY BY MOTORCYCLE (OKADA) PER DROP



WATER TRANSPORT: WATER WAY PASSENGER TRANSPORTATION



TRANSPORT FARE WATCH - DECEMBER 2023

Average Transport Fare by Categories
SOUTH SOUTH



BUS JOURNEY WITHIN CITY, PER DROP CONSTANT ROUTE



BUS JOURNEY INTERCITY, STATE ROUTE, CHARGE PER PERSON



AIR FARE CHARGE FOR SPECIFIED ROUTES SINGLE JOURNEY



JOURNEY BY MOTORCYCLE (OKADA) PER DROP



WATER TRANSPORT: WATER WAY PASSENGER TRANSPORTATION



APPENDIX

Zone	Average of Dec-22	Average of Nov-23	Average of Dec-23	MoM	YoY
Air fare charg.for specified routes single journey	74,597.30	81,334.05	85,692.12	5.36	14.87
NORTH CENTRAL	71,942.86	77,257.14	82,157.14	6.34	14.20
NORTH EAST	75,850.00	82,300.00	86,750.00	5.41	14.37
NORTH WEST	74,557.14	82,035.71	85,357.14	4.05	14.49
SOUTH EAST	76,260.00	81,340.00	84,800.00	4.25	11.20
SOUTH SOUTH	75,250.00	83,768.33	88,918.06	6.15	18.16
SOUTH WEST	74,450.00	81,866.67	86,666.67	5.86	16.41
Bus journey intercity, state route, charg. per per	3,971.22	6,206.53	7,402.16	19.26	86.40
NORTH CENTRAL	3,877.14	5,750.00	7,011.43	21.94	80.84
NORTH EAST	4,077.50	6,394.44	7,383.33	15.46	81.08
NORTH WEST	3,802.80	6,035.71	7,142.86	18.34	87.83
SOUTH EAST	3,932.07	6,530.00	7,800.00	19.45	98.37
SOUTH SOUTH	3,928.13	6,375.00	8,083.33	26.80	105.78
SOUTH WEST	4,246.88	6,312.50	7,166.67	13.53	68.75
Bus journey within city , per drop constant rou	644.66	1,047.64	902.70	- 13.83	40.03
NORTH CENTRAL	637.42	1,028.57	892.86	- 13.19	40.07
NORTH EAST	695.87	1,116.67	925.00	- 17.16	32.93
NORTH WEST	650.25	1,042.86	907.14	- 13.01	39.51
SOUTH EAST	604.31	1,000.00	840.00	- 16.00	39.00
SOUTH SOUTH	657.46	1,108.33	950.00	- 14.29	44.50
SOUTH WEST	616.22	985.42	891.67	- 9.51	44.70
Journey by motorcycle (okada) per drop	461.45	473.13	419.73	- 11.29	- 9.04
NORTH CENTRAL	526.18	471.43	414.29	- 12.12	- 21.27
NORTH EAST	512.84	507.22	450.00	- 11.28	- 12.25
NORTH WEST	333.29	392.86	357.14	- 9.09	7.16
SOUTH EAST	472.52	470.00	430.00	- 8.51	- 9.00
SOUTH SOUTH	416.21	483.33	391.67	- 18.97	- 5.90
SOUTH WEST	520.08	527.08	488.33	- 7.35	- 6.10
Water transport : water way passenger transportat	1,029.00	1,352.70	1,386.76	2.52	34.77
NORTH CENTRAL	766.70	950.00	1,007.14	6.02	31.36
NORTH EAST	648.25	750.00	780.00	4.00	20.32
NORTH WEST	724.79	800.00	814.29	1.79	12.35
SOUTH EAST	704.41	900.00	926.00	2.89	31.46
SOUTH SOUTH	2,419.38	3,466.67	3,500.00	0.96	44.67
SOUTH WEST	950.81	1,333.33	1,375.00	3.13	44.61

State	Air fare charg.for specified routes single journey	Bus journey inter-city, state route, charg. per per	Bus journey within city , per drop constant rou	Journey by motorcycle (okada) per drop	Water transport : water way passenger transportat
ABIA	71,000.00	8,500.00	500.00	400.00	700.00
ABUJA	80,100.00	8,500.00	1,000.00	500.00	650.00
ADAMAWA	85,000.00	8,500.00	500.00	300.00	1,300.00
AKWA IBOM	95,000.00	10,000.00	1,000.00	350.00	2,200.00
ANAMBRA	90,000.00	10,000.00	1,000.00	200.00	850.00
BAUCHI	88,000.00	6,500.00	1,000.00	450.00	980.00
BAYELSA	88,508.33	8,500.00	900.00	250.00	4,500.00
BENUE	85,000.00	6,580.00	800.00	500.00	1,000.00
BORNO	91,000.00	7,000.00	800.00	400.00	450.00
CROSS RIVER	90,000.00	8,500.00	800.00	500.00	3,000.00
DELTA	90,000.00	8,000.00	1,000.00	500.00	4,100.00
EBONYI	85,000.00	6,500.00	750.00	600.00	1,100.00
EDO	85,000.00	6,500.00	1,000.00	250.00	3,100.00
EKITI	85,000.00	7,000.00	850.00	300.00	950.00
ENUGU	90,000.00	7,500.00	1,000.00	350.00	1,000.00
GOMBE	85,500.00	8,500.00	1,100.00	450.00	550.00
IMO	88,000.00	6,500.00	950.00	600.00	980.00
JIGAWA	85,000.00	7,000.00	1,200.00	350.00	900.00
KADUNA	82,500.00	7,000.00	1,000.00	450.00	850.00
KANO	90,000.00	7,500.00	700.00	450.00	800.00
KATSINA	85,000.00	7,000.00	1,100.00	300.00	950.00
KEBBI	85,000.00	7,000.00	850.00	300.00	600.00
KOGI	85,000.00	7,500.00	800.00	400.00	1,450.00
KWARA	85,000.00	5,500.00	900.00	400.00	1,350.00
LAGOS	90,000.00	7,500.00	1,000.00	800.00	1,650.00
NASARAWA	80,000.00	6,500.00	850.00	400.00	850.00
NIGER	80,000.00	7,500.00	800.00	250.00	800.00
OGUN	85,000.00	6,500.00	850.00	330.00	2,150.00
ONDO	90,000.00	6,500.00	1,000.00	700.00	1,550.00
OSUN	85,000.00	7,500.00	850.00	350.00	1,000.00
OYO	85,000.00	8,000.00	800.00	450.00	950.00
PLATEAU	80,000.00	7,000.00	1,100.00	450.00	950.00
RIVERS	85,000.00	7,000.00	1,000.00	500.00	4,100.00
SOKOTO	85,000.00	7,500.00	500.00	300.00	900.00
TARABA	88,000.00	6,000.00	1,350.00	600.00	700.00
YOBE	83,000.00	7,800.00	800.00	500.00	700.00
ZAMFARA	85,000.00	7,000.00	1,000.00	350.00	700.00
Average	85,692.12	7,402.16	902.70	419.73	1,386.76

CONTACT



National Bureau of Statistics

Head Office

No 1, Wole Olanipekun Street,
Formerly, Plot 762 Independence
Avenue
Off Constitution Avenue,
CBD, Abuja, F. C. T.

Mr. Ichedi S.J

Information Desk

Head, Communication & Public
Relations Department (C&PRD)
Phone: +2348037051701
sjchedi@nigerianstat.gov.ng

Moses Mathew

Statistical Information Officer

Phone: +2347069071157
matmoses@nigerianstat.gov.ng

Dr A.A. Ayo

Head Prices Division

Phone: +2348036082904
anthonyayo@nigerianstat.gov.ng



@nbs_nigeria



NBSNigeria



nbs_nigeria

