



NATIONAL BUREAU OF STATISTICS

Liquefied Petroleum Gas (Cooking Gas) Price Watch

DECEMBER 2023)

Report Date: January 2024

Data Source: National Bureau of Statistics (NBS)

CONTENT

Methodology	3
Executive Summary	4
Average Cooking Gas Prices across States – 5KG Refilling	5
Average Cooking Gas Prices across Zones – 5KG Refilling	6
12 Month Average Prices – 5KG Refilling	7
Average Cooking Gas Prices across States – 12.5KG Refilling	8
Average Cooking Gas Prices across Zones – 12.5KG Refilling	9
12 Month Average Prices – 12.5KG Refilling	10
Appendix	11
Contact	13

METHODOLOGY

Fieldwork is done solely by over 700 NBS Staff in all the States of the federation, supported by supervisors whom internal and external observers monitor.

Gas Prices are collected across all the 774 local governments across all States and the FCT from over 10,000 respondents and outlets and the estimates reflect the weights derived from estimates of household expenditures on gas and the actual prices households bought different KG of gases.

The average prices are reported for each state and the country.

The NBS audit team subsequently conducts randomly selected verification of prices recorded.

EXECUTIVE SUMMARY

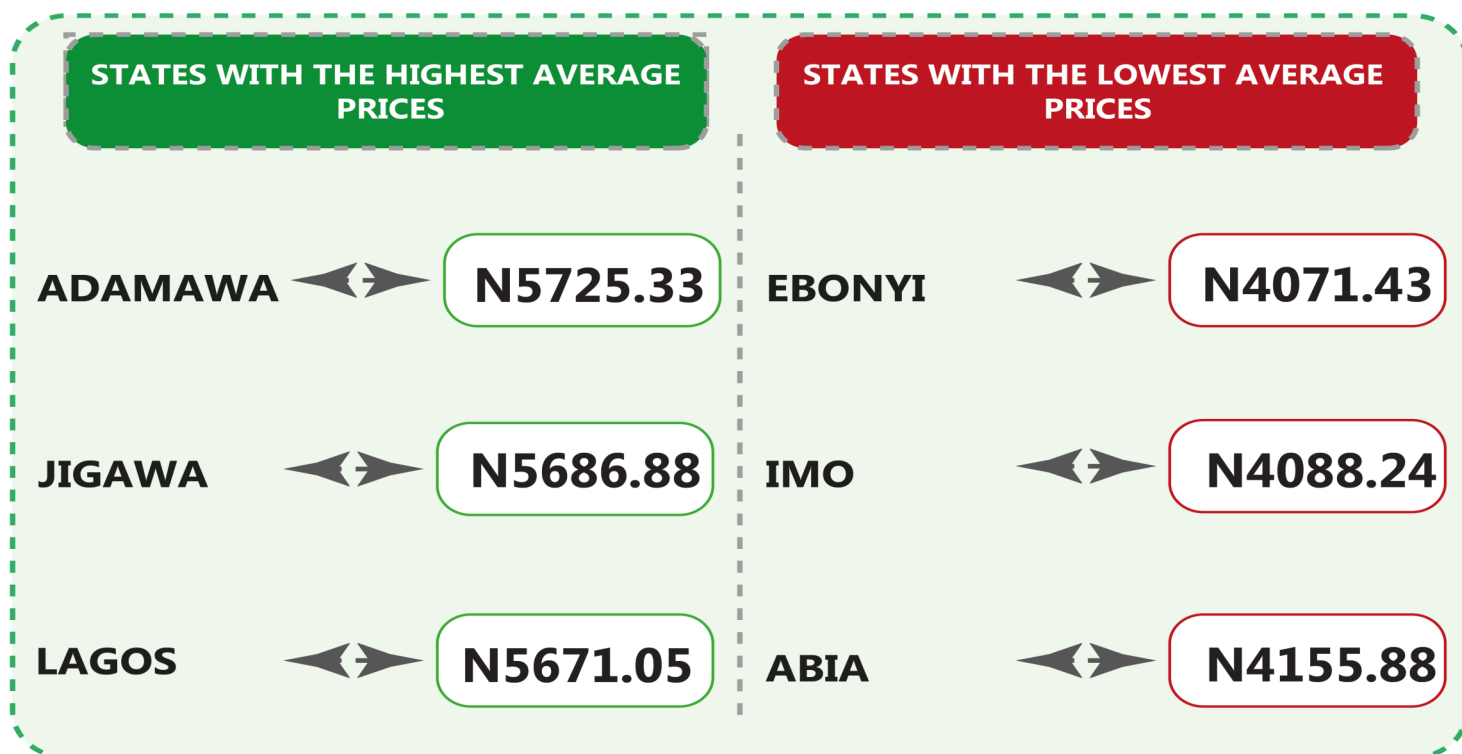

The average retail price for refilling a 5kg Cylinder of Liquefied Petroleum Gas (Cooking Gas) increased by 2.79% on a month-on-month basis from N4,828.18 recorded in November 2023 to N4,962.87 in December 2023. On a year-on-year basis, this increased by 8.70% from N4,565.56 in December 2022. On state profile analysis, Adamawa recorded the highest average price for refilling a 5kg Cylinder of Liquefied Petroleum Gas (Cooking Gas) with N5,725.33, followed by Jigawa with N5,686.88, and Lagos with N5,671.05. On the other hand, Ebonyi recorded the lowest price with N4,071.43, followed by Imo and Abia with N4,088.24 and N4,155.88 respectively. In addition, analysis by zone showed that the North-East recorded the highest average retail price for refilling a 5kg Cylinder of Liquefied Petroleum Gas (Cooking Gas) with N5,256.61, followed by the North-West with N5,144.50, while the South-East recorded the lowest retail price with N4,155.59.

Also, the average retail price for refilling a 12.5kg Cylinder of Liquefied Petroleum Gas (Cooking Gas) increased by 3.18% on a month-on-month basis from N11,155.15 in November 2023 to N11,510.16 in December 2023. On a year-on-year basis, the retail prices rose by 12.31% from N10,248.97 in December 2022. On state profile analysis, Cross River recorded the highest average retail price for the refilling of a 12.5kg Cylinder of Liquefied Petroleum Gas (Cooking Gas) with N13,572.22, followed by Edo with N13,265.63 and Delta with N13,041.67. Conversely, the lowest average price was recorded in Ebonyi with N10,142.86, followed by Imo and Anambra with N10,150.90 and N10,264.29 respectively. Analysis by zone showed that the South-South recorded the highest average retail price for refilling a 12.5kg Cylinder of Liquefied Petroleum Gas (Cooking Gas) with N12,700.14, followed by the North-Central with N11,585.89. In contrast the South-East recorded the lowest price with N10,632.14.

LIQUEFIED PETROLEUM GAS (COOKING GAS)

PRICE WATCH - DECEMBER 2023

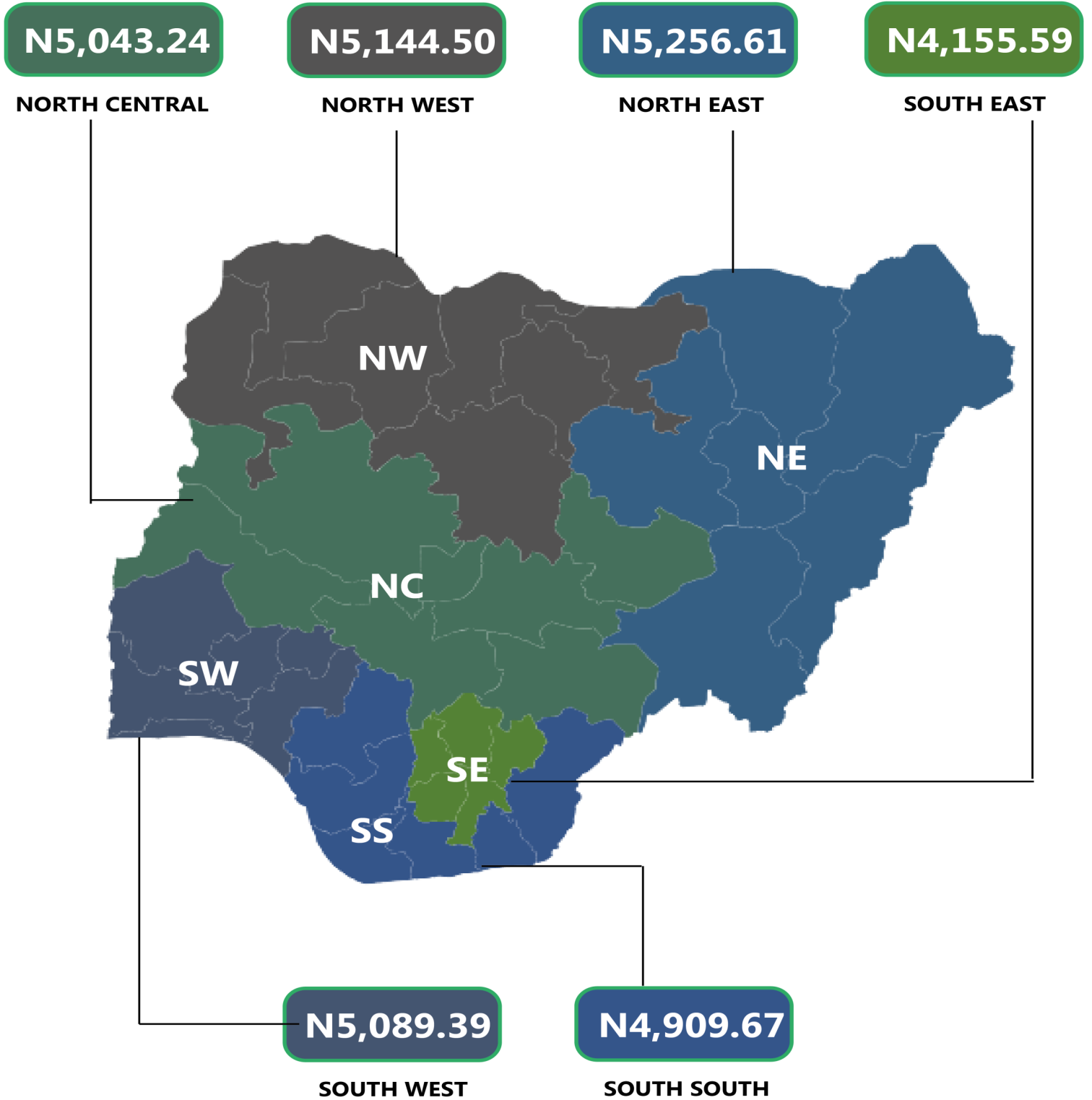
Average Cooking Gas Prices Across States – 5KG Refilling



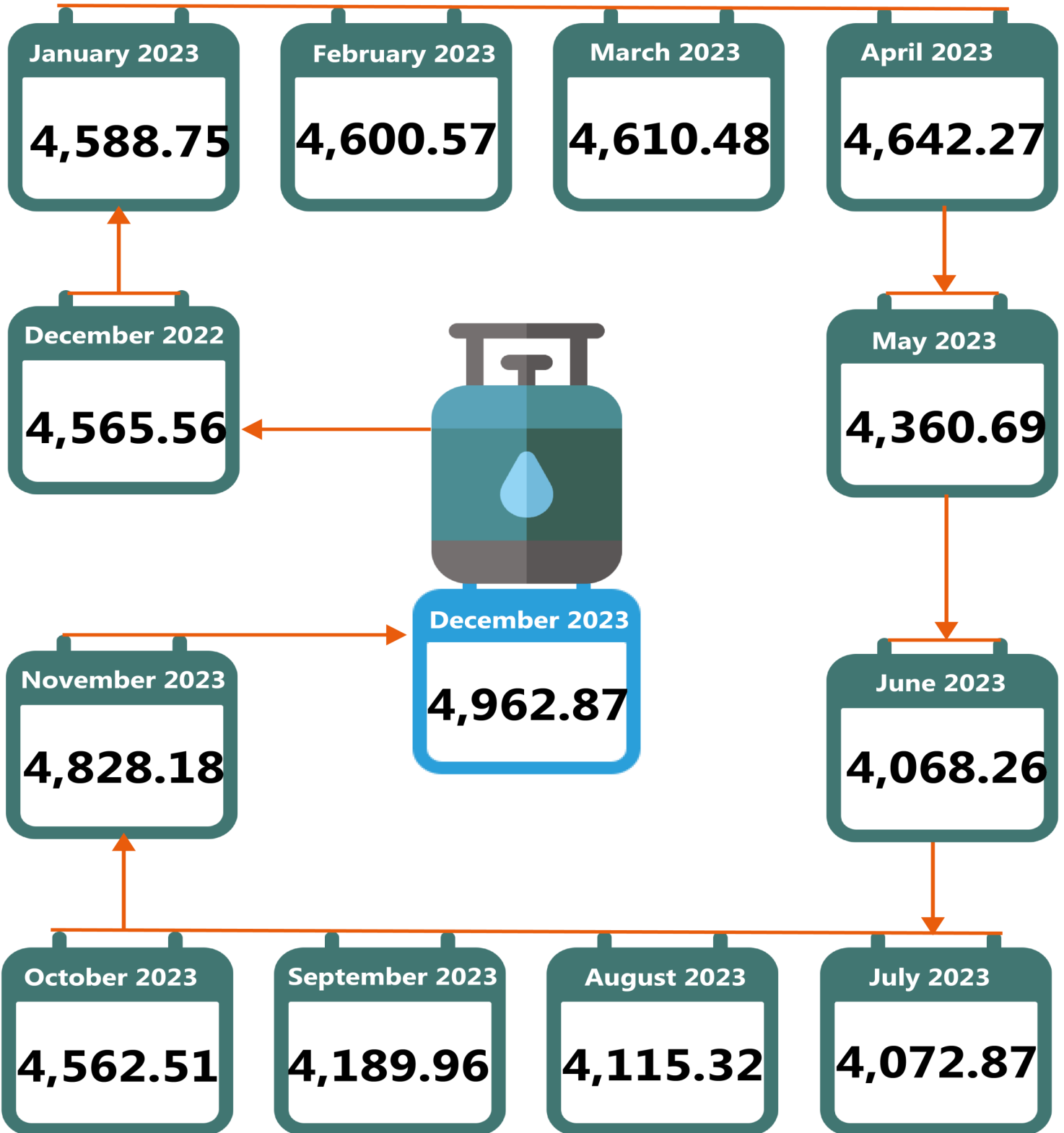
LIQUEFIED PETROLEUM GAS (COOKING GAS)

PRICE WATCH - DECEMBER 2023

Average Cooking Gas Prices Across Zones – 5KG Refilling



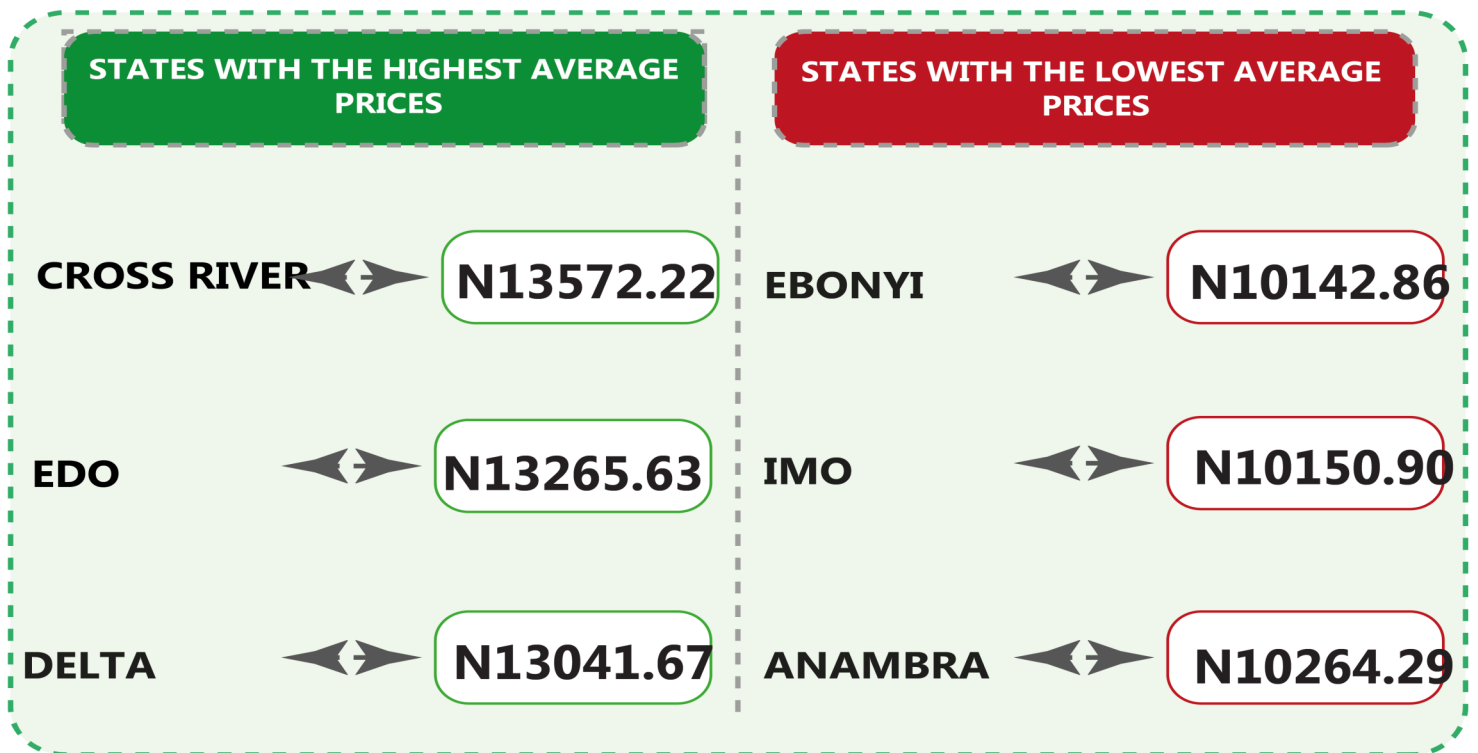

**LIQUEFIED PETROLEUM GAS (COOKING GAS)
PRICE WATCH - DECEMBER 2023**
12 Month Average Prices– 5KG Refilling



LIQUEFIED PETROLEUM GAS (COOKING GAS)

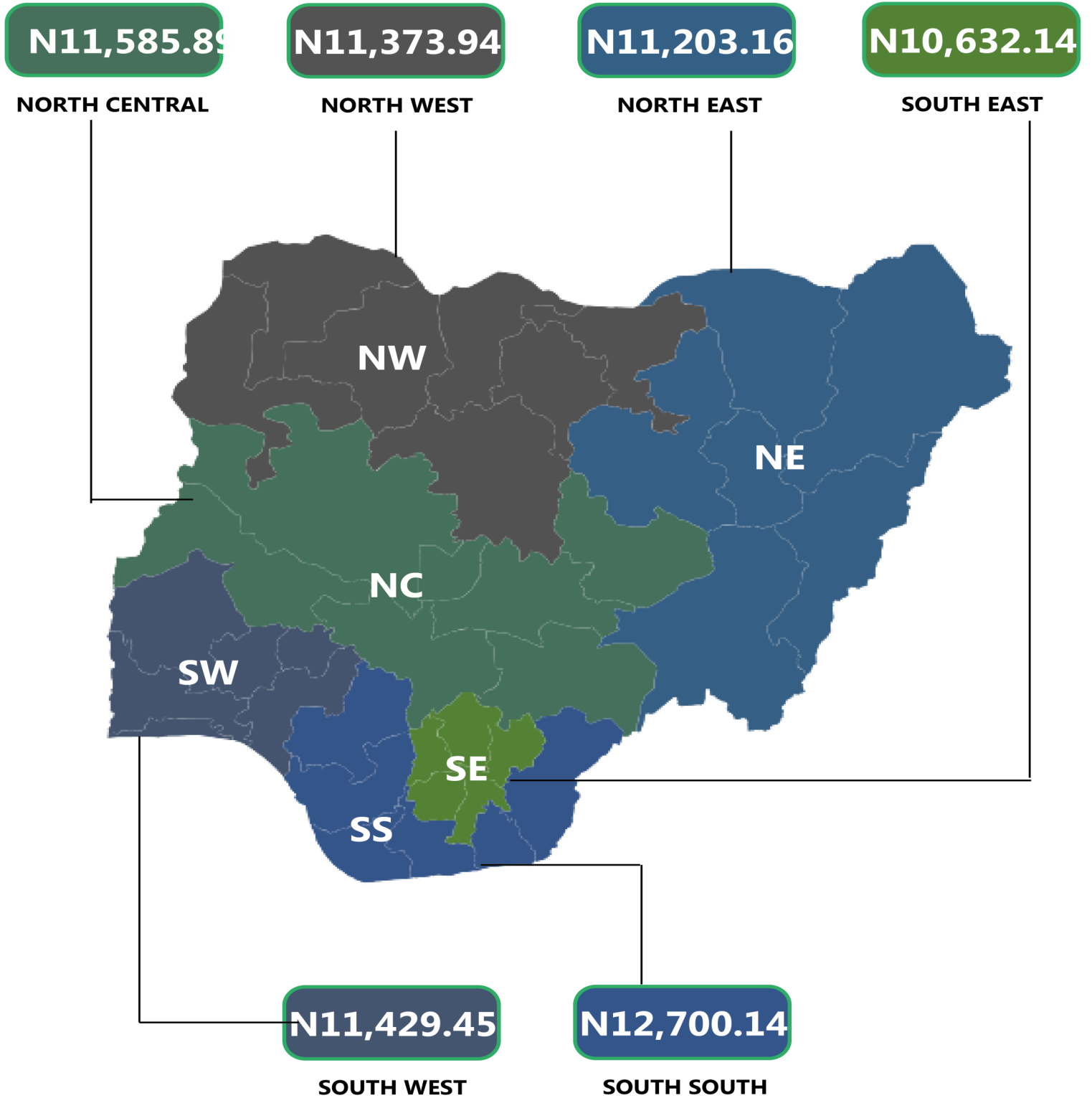
PRICE WATCH - DECEMBER 2023

Average Cooking Gas Prices Across States – 12.5KG Refilling

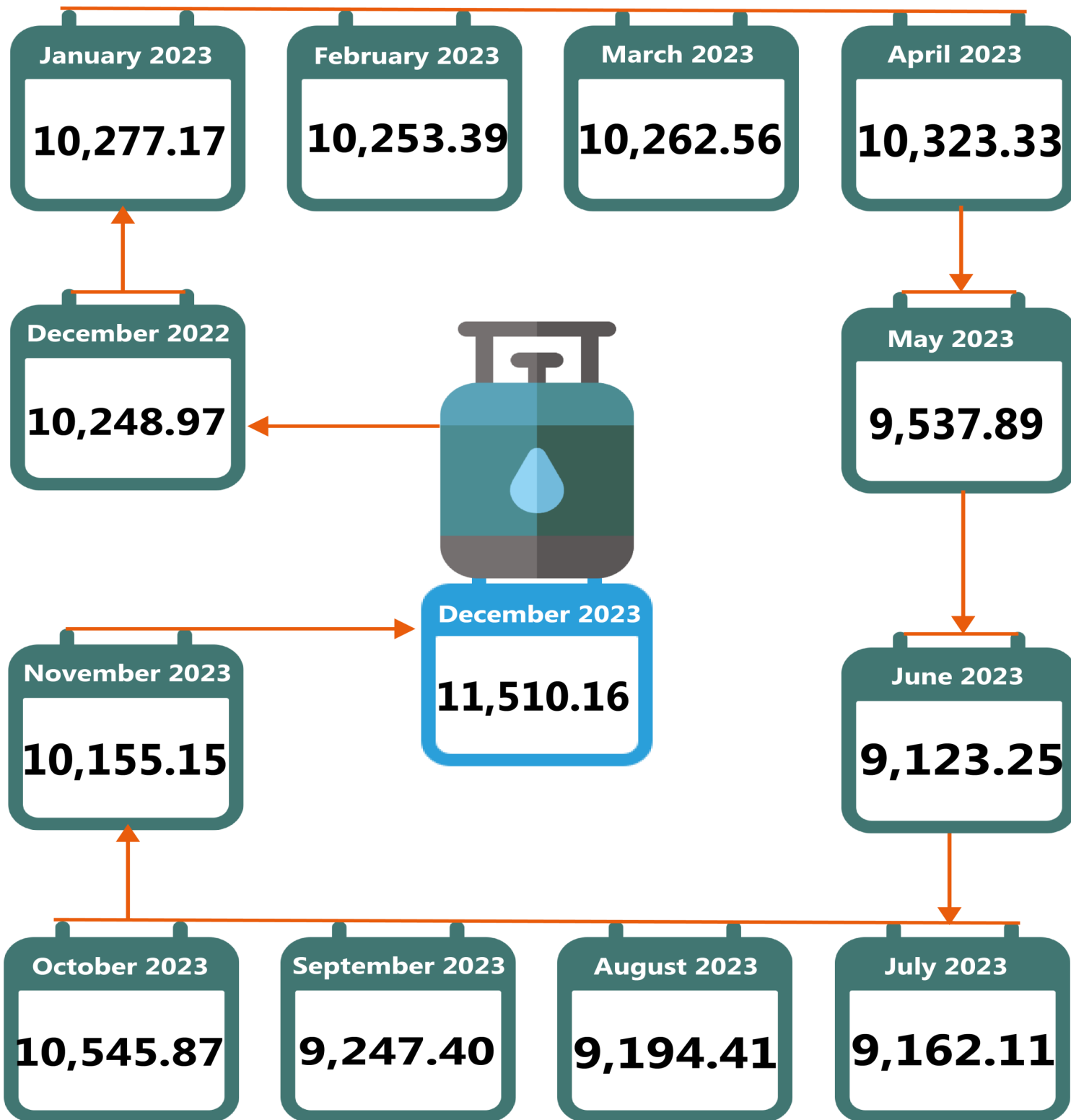


LIQUEFIED PETROLEUM GAS (COOKING GAS) PRICE WATCH - DECEMBER 2023

Average Cooking Gas Prices Across Zones – 12.5KG Refilling



**LIQUEFIED PETROLEUM GAS (COOKING GAS)
PRICE WATCH - DECEMBER 2023**
12 Month Average Prices– 5KG Refilling



APPENDIX

5KG						
	Average of Dec-22	Average of Nov-23	Average of Dec-23	MoM	YoY	
NORTH CENTRAL	4841.07	4912.28	5043.24		2.67	4.18
Abuja	4800.00	5020.00	5150.33		2.60	7.30
Benue	4883.33	5466.67	5550.56		1.53	13.66
Kogi	4760.00	5004.29	4987.55		-0.33	4.78
Kwara	4950.00	5060.00	5300.33		4.75	7.08
Nasarawa	4660.00	4250.00	4530.26		6.59	-2.78
Niger	4916.67	4525.00	4583.33		1.29	-6.78
Plateau	4917.50	5060.00	5200.33		2.77	5.75
NORTH EAST	4593.99	5029.25	5256.61		4.52	14.42
Adamawa	4933.33	5357.14	5725.33		6.87	16.05
Bauchi	4500.00	5050.00	5500.26		8.92	22.23
Borno	4563.33	5008.33	5200.33		3.83	13.96
Gombe	4650.00	4700.00	4760.12		1.28	2.37
Taraba	4610.00	5000.00	5100.79		2.02	10.65
Yobe	4307.28	5060.00	5252.86		3.81	21.95
NORTH WEST	4589.56	4999.34	5144.50		2.90	12.09
Jigawa	4630.00	5396.43	5686.88		5.38	22.83
Kaduna	4883.33	5237.50	5403.23		3.16	10.65
Kano	4466.67	5202.50	5446.24		4.68	21.93
Katsina	4416.67	5000.00	5117.55		2.35	15.87
Kebbi	4581.25	4767.27	4790.63		0.49	4.57
Sokoto	4270.00	5050.00	5125.33		1.49	20.03
Zamfara	4879.00	4341.67	4441.67		2.30	-8.96
SOUTH EAST	4386.39	4083.52	4155.59		1.77	-5.26
Abia	4196.15	4100.00	4155.88		1.36	-0.96
Anambra	4182.14	3985.29	4303.33		7.98	2.90
Ebonyi	4578.57	4112.86	4071.43		-1.01	-11.08
Enugu	4229.23	4166.67	4159.09		-0.18	-1.66
Imo	4745.83	4052.78	4088.24		0.87	-13.86
SOUTH SOUTH	4399.66	4880.87	4909.67		0.59	11.59
Akwa Ibom	4285.00	5222.50	5238.89		0.31	22.26
Bayelsa	4507.14	5040.00	5188.89		2.95	15.13
Cross River	4657.14	5357.14	5373.75		0.31	15.39
Delta	4250.00	4288.89	4294.44		0.13	1.05
Edo	4491.43	4275.00	4331.25		1.32	-3.57
Rivers	4207.27	5101.70	5030.79		-1.39	19.57
SOUTH WEST	4502.90	4897.19	5089.39		3.92	13.02
Ekiti	4300.00	4553.33	4633.33		1.76	7.75
Lagos	4856.25	5344.44	5671.05		6.11	16.78
Ogun	4330.00	5145.45	5500.55		6.90	27.03
Ondo	4391.54	4471.43	4536.36		1.45	3.30
Osun	4390.91	4555.56	4569.23		0.30	4.06
Oyo	4748.68	5312.90	5625.79		5.89	18.47
Grand Total	4565.56	4828.18	4962.87		2.79	8.70

12.5KG

	Average of Dec-22	Average of Nov-23	Average of Dec-23	MoM	YoY
NORTH CENTRAL	10319.58	11365.54	11585.89		
Abuja	10125.00	11700.00	11625.46	-0.64	14.82
Benue	11250.00	11365.00	10868.78	-4.37	-3.39
Kogi	10160.00	12615.83	12720.83	0.83	25.21
Kwara	10312.50	11031.25	11992.31	8.71	16.29
Nasarawa	10012.50	12305.00	12445.29	1.14	24.30
Niger	10233.33	10000.00	10724.29	7.24	4.80
Plateau	10143.75	10541.67	10724.29	1.73	5.72
NORTH EAST	9801.59	11028.24	11203.16	1.59	14.30
Adamawa	10014.29	10925.00	10967.50	0.39	9.52
Bauchi	9871.93	10750.00	10700.13	-0.46	8.39
Borno	9873.33	11944.44	11900.48	-0.37	20.53
Gombe	9750.00	9800.00	10450.16	6.63	7.18
Taraba	9800.00	11000.00	11200.48	1.82	14.29
Yobe	9500.00	11750.00	12000.21	2.13	26.32
NORTH WEST	10096.14	11041.86	11373.94	3.01	12.66
Jigawa	9850.00	12440.91	12909.86	3.77	31.06
Kaduna	10383.33	11336.25	11501.54	1.46	10.77
Kano	10016.67	10387.50	10511.25	1.19	4.94
Katsina	10098.89	11500.00	11665.33	1.44	15.51
Kebbi	10217.86	10903.64	11575.63	6.16	13.29
Sokoto	10400.00	11000.00	11160.67	1.46	7.31
Zamfara	9706.25	9724.75	10293.33	5.85	6.05
SOUTH EAST	10468.04	10334.08	10632.14	2.88	1.57
Abia	10401.92	10513.68	11159.80	6.15	7.29
Anambra	10612.50	10131.33	10264.29	1.31	-3.28
Ebonyi	10753.57	10368.89	10142.86	-2.18	-5.68
Enugu	10259.62	10769.00	11442.86	6.26	11.53
Imo	10312.57	9887.50	10150.90	2.66	-1.57
SOUTH SOUTH	10527.09	12103.39	12700.14	4.93	20.64
Akwa Ibom	10610.00	11857.50	12025.43	1.42	13.34
Bayelsa	10489.29	11625.00	12833.33	10.39	22.35
Cross River	10892.86	12583.33	13572.22	7.86	24.60
Delta	10593.75	12875.00	13041.67	1.29	23.11
Edo	10235.71	12250.00	13265.63	8.29	29.60
Rivers	10340.91	11429.50	11462.56	0.29	10.85
SOUTH WEST	10331.58	10904.76	11429.45	4.81	10.63
Ekiti	10451.92	10684.38	12556.67	17.52	20.14
Lagos	10047.06	10183.33	10436.84	2.49	3.88
Ogun	10607.50	11047.73	11293.33	2.22	6.47
Ondo	10283.93	11585.71	11809.09	1.93	14.83
Osun	10057.50	11580.00	11992.31	3.56	19.24
Oyo	10541.58	10347.41	10488.46	1.36	-0.50
Grand Total	10248.97	11155.15	11510.16	3.18	12.31

CONTACT



National Bureau of Statistics

Head Office

No 1, Wole Olanipekun Street,
Formerly, Plot 762 Independence
Avenue
Off Constitution Avenue,
CBD, Abuja, F. C. T.

Mr. Ichedi S.J

Information Desk

Head, Communication & Public
Relations Department (C&PRD)
Phone: +2348037051701
sjichedi@nigerianstat.gov.ng

Moses Mathew

Statistical Information Officer

Phone: +2347069071157
matmoses@nigerianstat.gov.ng

Dr A.A. Ayo

Head Prices Division

Phone: +2348036082904
anthonyayo@nigerianstat.gov.ng



@nbs_nigeria



NBSNigeria



Nbs_nigeria

