



NATIONAL BUREAU OF STATISTICS

National Household Kerosene Price Watch

(DECEMBER 2023)

Report Date: January 2024

Data Source: National Bureau of Statistics (NBS)

CONTENT

Methodology	3
Executive Summary	4
Average Kerosene Prices per liter across States	5
Average Kerosene Prices per liter across Zones	6
12 Months Average Prices per liter	7
Average Kerosene Prices per gallon across States	8
Average Kerosene Prices per gallon across Zones	9
12 Months Average Prices per gallon	10
Appendix	11
Contact	13

METHODOLOGY

Fieldwork is done solely by over 700 NBS Staff in all the States of the federation, supported by supervisors whom internal and external observers monitor.

Fuel Prices are collected across all the 774 local governments across all States and the FCT from over 10,000 respondents and outlets and the estimates reflect the weights derived from estimates of household expenditures on fuel and the actual prices of liters or gallon bought by the households.

The average prices are reported for each state and the country. The NBS audit team subsequently conducts randomly selected verification of prices recorded.

EXECUTIVE SUMMARY

The average retail price per litre of Household Kerosene (HHK) paid by consumers in December 2023 was N1,362.27, indicating an increase of 5.84% compared to N1,287.10 recorded in November 2023. On a year-on-year basis, the average retail price per litre of the product rose by 23.33% from N1,104.61 in December 2022.

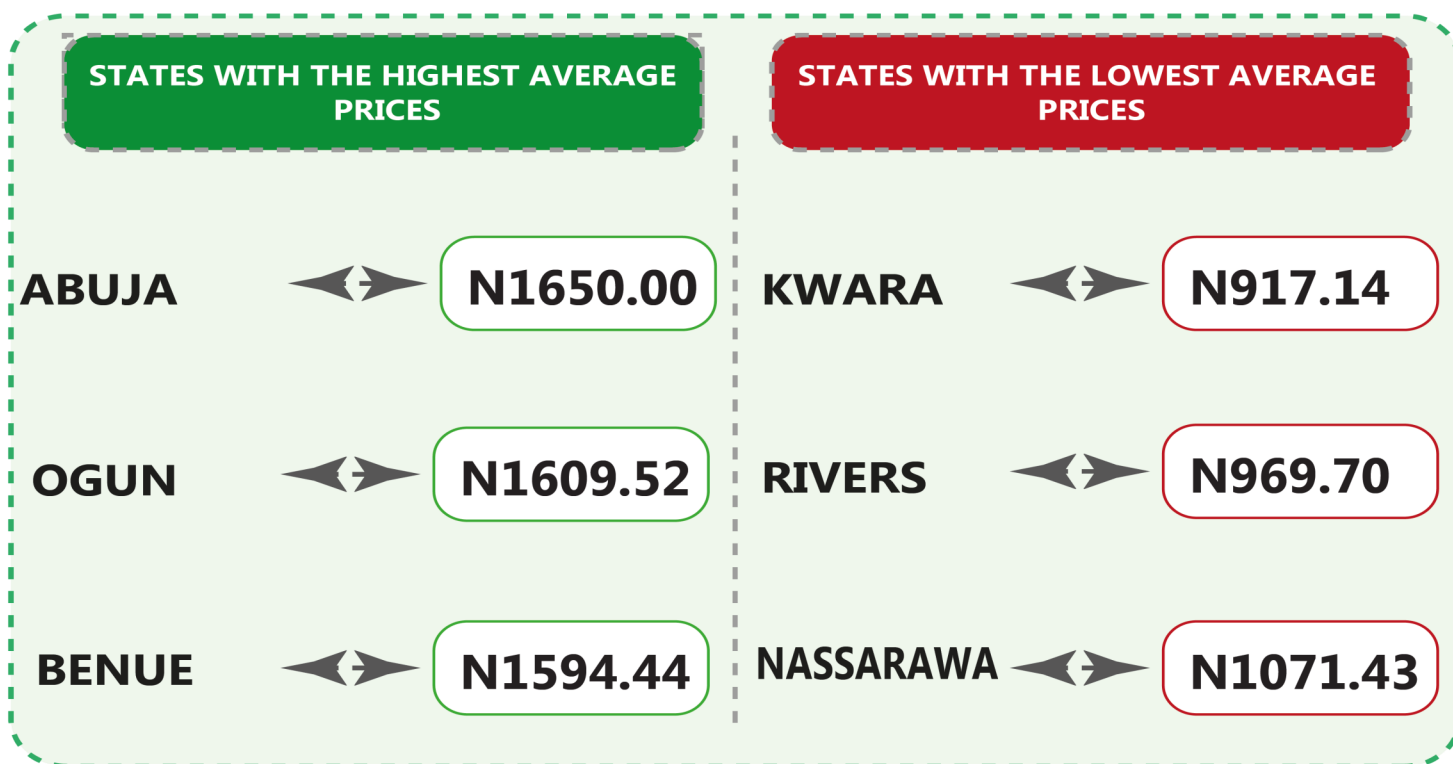
On state profile analysis, the highest average price per litre in December 2023 was recorded in Abuja with N1,650.00, followed by Ogun with N1,609.52 and Benue with N1,594.44. On the other hand, the lowest price was recorded in Kwara with N917.14, followed by Rivers with N969.70 and Nassarawa with N1,071.43. In addition, analysis by zone showed that the South-West recorded the highest average retail price per litre of Household Kerosene with N1,455.21, followed by the North-West with N1,420.48, while the South-East recorded the lowest with N1,264.49.

The average retail price per gallon of Household Kerosene paid by consumers in December 2023 was N4,529.92, indicating a decline of 1.17% from N4,583.44 average consumer price recorded in November 2023. On a year-on-year basis, this increased by 20.69% from N3,753.38 in December 2022.

On state profile analysis, Bauchi recorded the highest average retail price per gallon of Household Kerosene with N5,600.00, followed by Lagos with N5,273.53 and Ekiti with N5,234.38. On the other hand, Delta recorded the lowest price with N3,234.29, followed by Bayelsa and Kaduna with N3,538.03 and N3,560.00 respectively. Analysis by zone showed that the North-East recorded the highest average retail price per gallon of Household Kerosene with N5,077.08, followed by the South West with N5,014.48, while the South-South recorded the lowest with N3,957.17 in the last month of 2023.

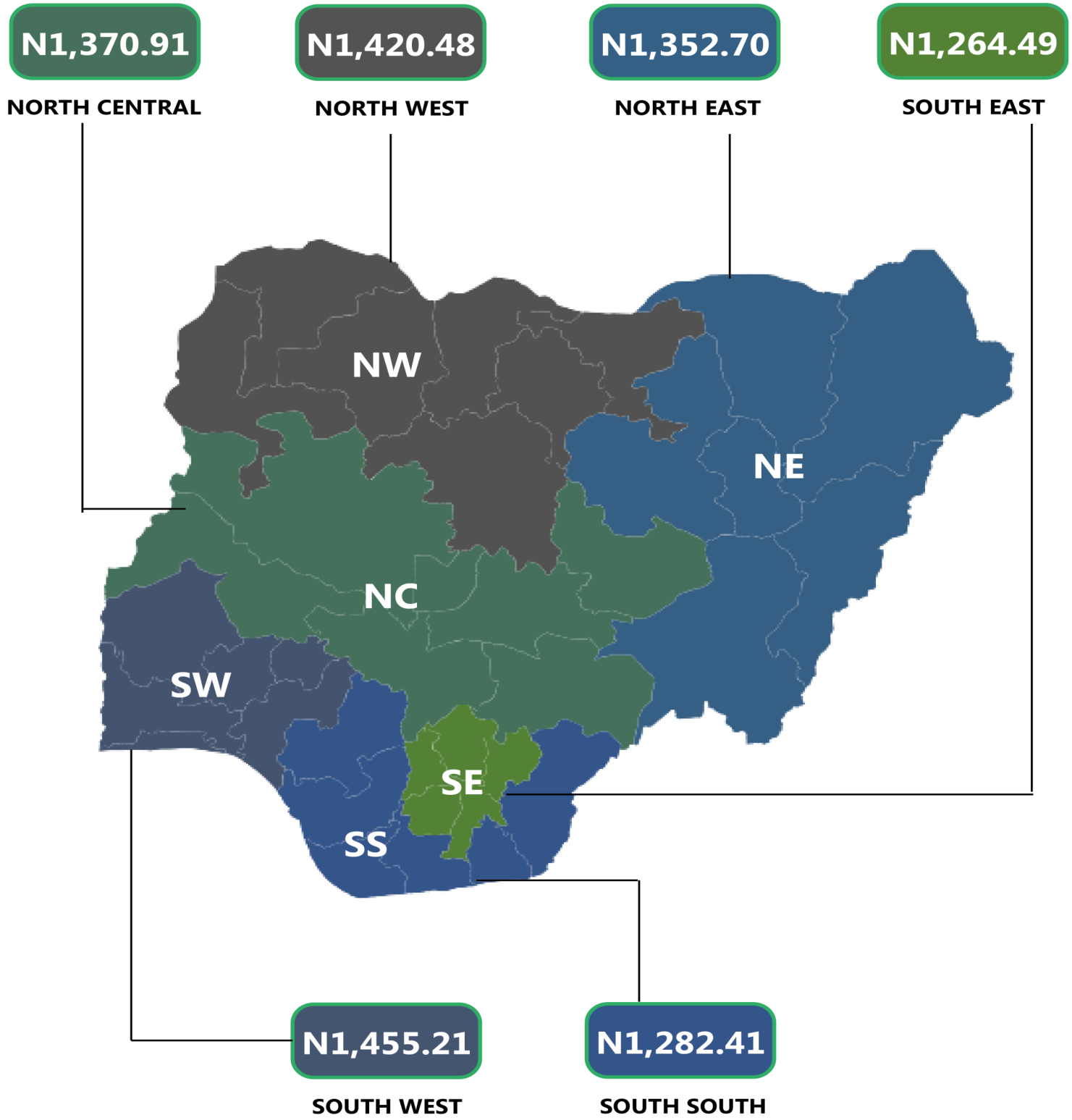
NATIONAL HOUSEHOLD KEROSENE PRICE WATCH - DECEMBER 2023

Average Kerosene Prices per litre Across States



NATIONAL HOUSEHOLD KEROSENE PRICE WATCH - DECEMBER 2023


Average Kerosene Prices per litre Across Zones



NATIONAL HOUSEHOLD KEROSENE PRICE WATCH

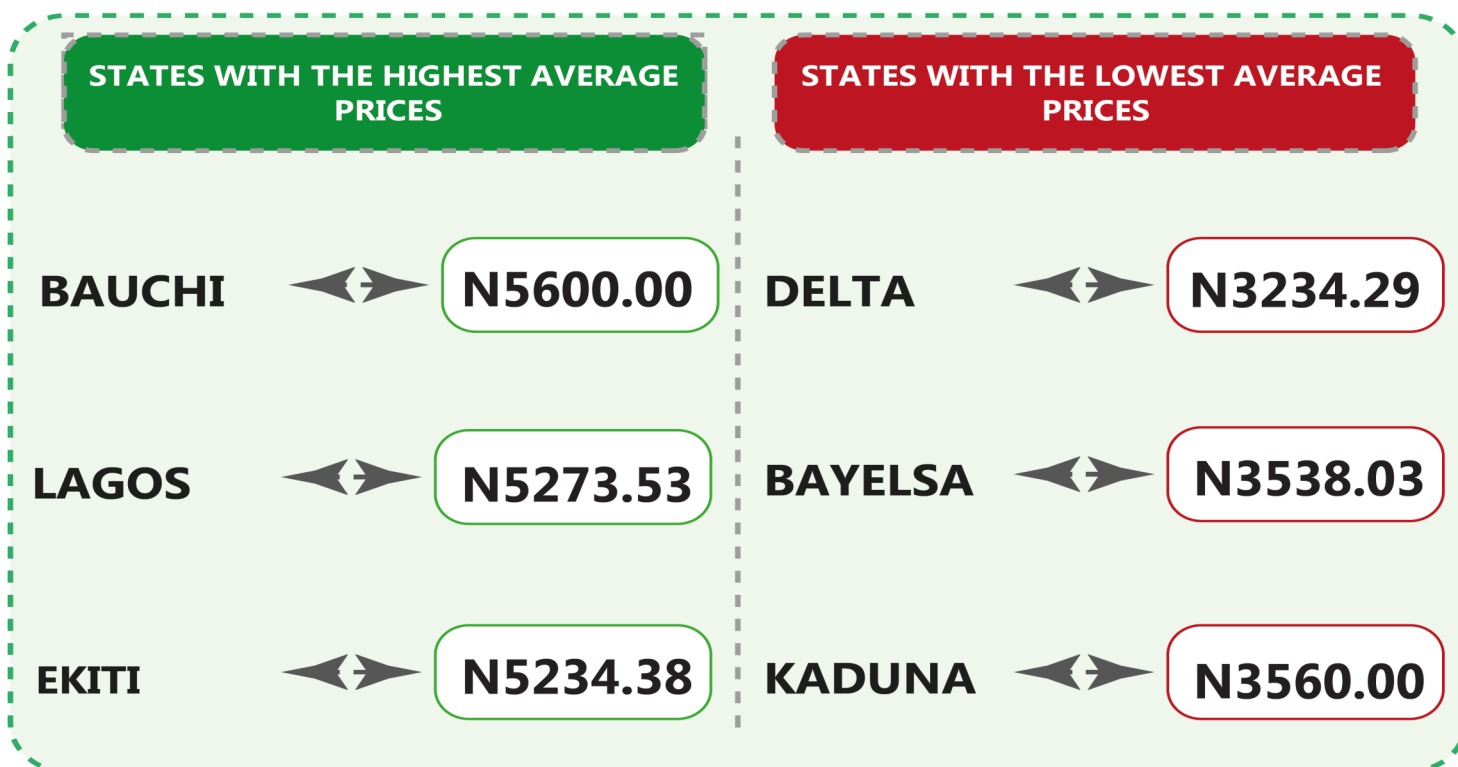

- DECEMBER 2023

12 Month Average Prices per litre



NATIONAL HOUSEHOLD KEROSENE PRICE WATCH - DECEMBER 2023

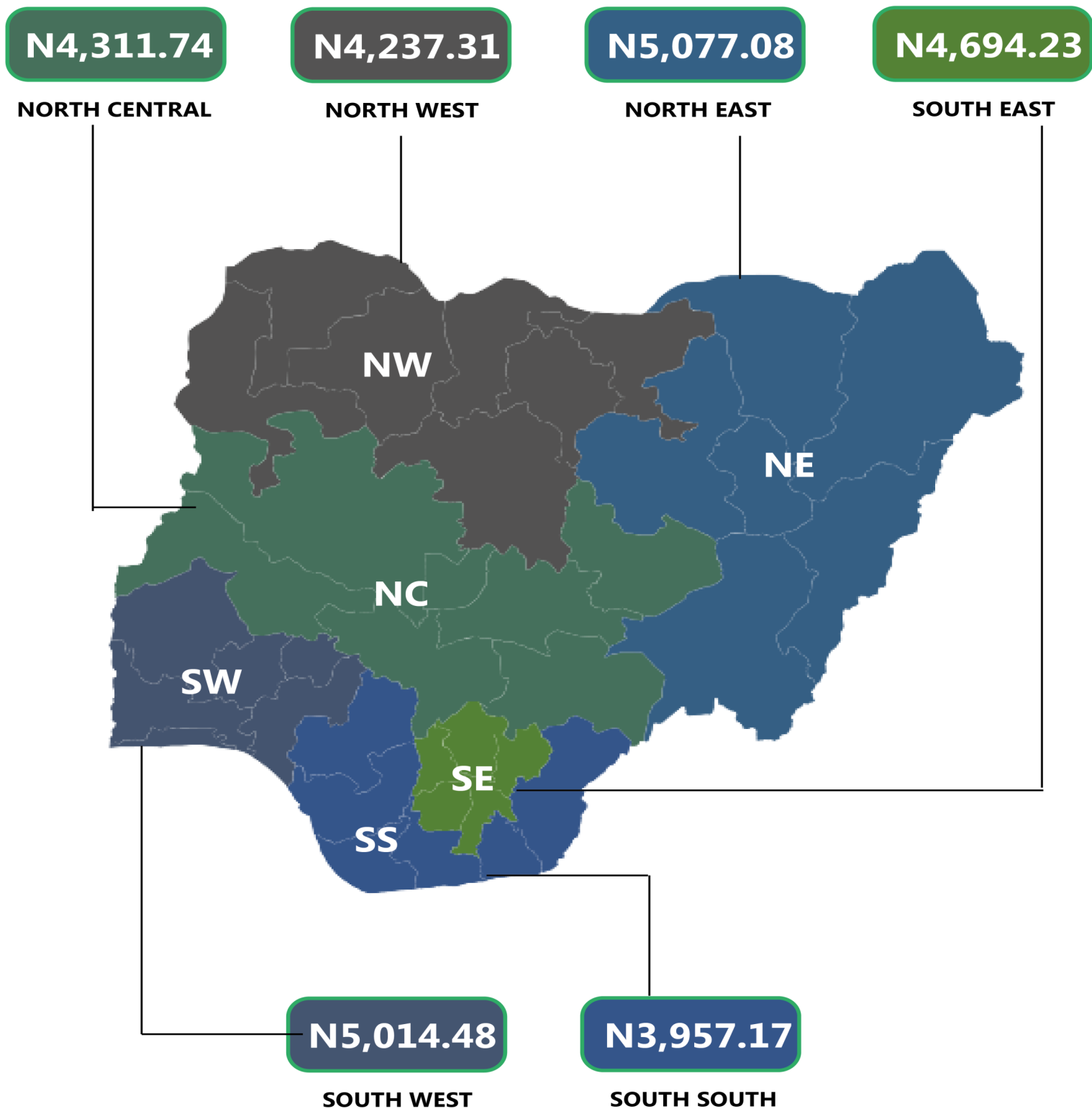
Average Kerosene Prices per gallon Across States



NATIONAL HOUSEHOLD KEROSENE PRICE WATCH

- DECEMBER 2023

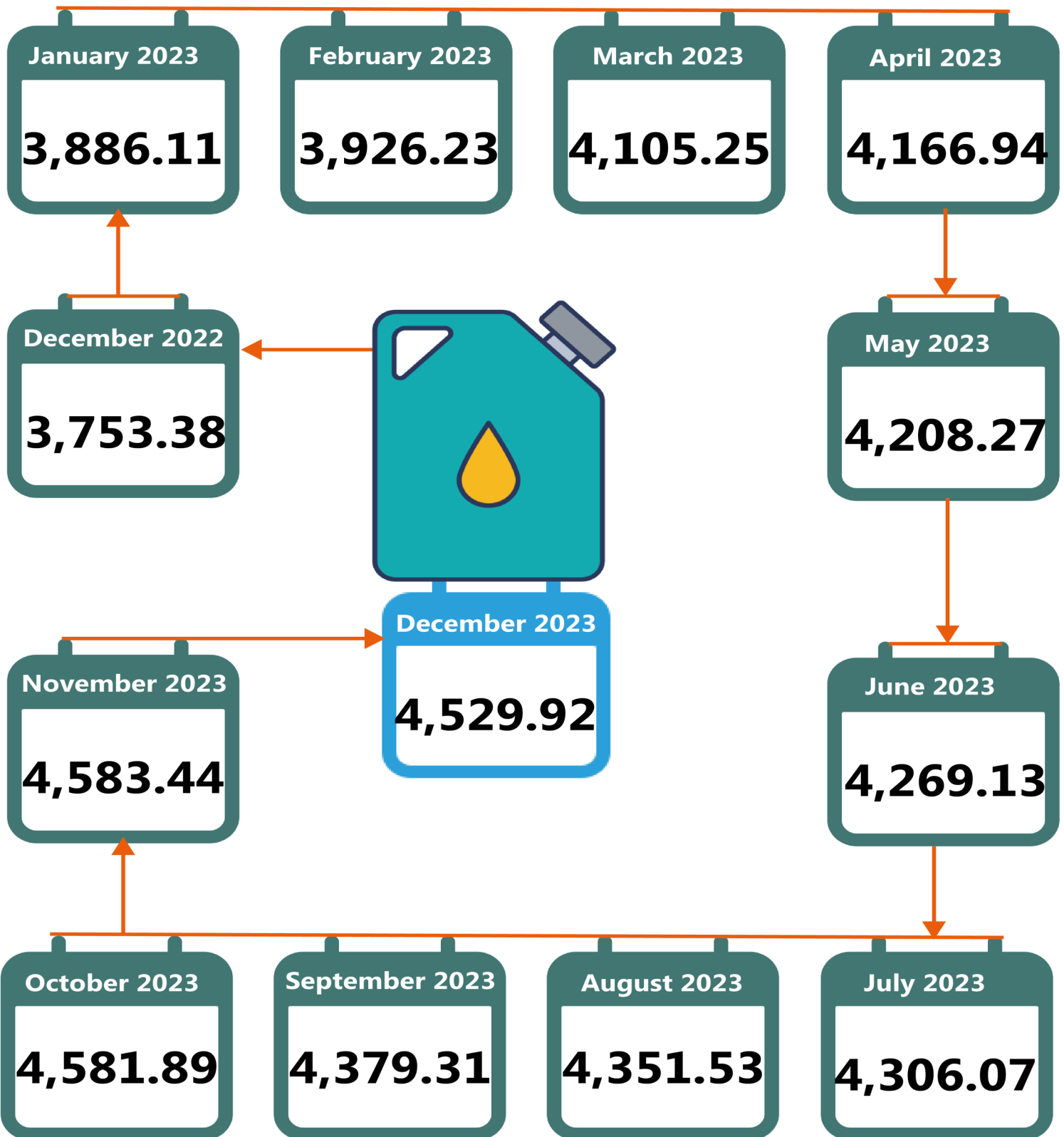
Average Kerosene Prices per gallon Across Zones



NATIONAL HOUSEHOLD KEROSENE PRICE WATCH

- DECEMBER 2023

12 Month Average Prices per litre



APPENDIX

LITRE					
	Average of Dec-22	Average of Nov-23	Average of Dec-23	MoM	YoY
NORTH CENTRAL	1095.17	1234.95	1370.91	11.01	25.18
Abuja	1383.33	1512.50	1650.00	9.09	19.28
Benue	986.67	1466.67	1594.44	8.71	61.60
Kogi	985.42	1216.67	1350.00	10.96	37.00
Kwara	1107.14	937.50	917.14	-2.17	-17.16
Nasarawa	926.94	1140.48	1071.43	-6.05	15.59
Niger	993.33	1166.67	1433.33	22.86	44.30
Plateau	1283.33	1204.17	1580.00	31.21	23.12
NORTH EAST	1085.65	1367.81	1352.70	-1.10	24.60
Adamawa	1083.33	1588.10	1406.25	-11.45	29.81
Bauchi	1016.67	1366.67	1380.95	1.05	35.83
Borno	955.56	1375.00	1410.26	2.56	47.58
Gombe	1150.00	1260.42	1333.33	5.79	15.94
Taraba	1225.00	1266.67	1200.00	-5.26	-2.04
Yobe	1083.33	1350.00	1385.42	2.62	27.88
NORTH WEST	1011.49	1226.75	1420.48	15.79	40.44
Jigawa	904.76	1150.00	1490.83	29.64	64.78
Kaduna	1039.39	1380.30	1566.67	13.50	50.73
Kano	1037.04	1166.67	1463.89	25.48	41.16
Katsina	970.37	1290.30	1333.33	3.33	37.40
Kebbi	1109.52	1183.33	1416.67	19.72	27.68
Sokoto	986.00	1291.67	1372.00	6.22	39.15
Zamfara	1033.33	1125.00	1300.00	15.56	25.81
SOUTH EAST	1203.95	1384.49	1264.49	-8.67	5.03
Abia	1165.56	1455.21	1355.21	-6.87	16.27
Anambra	1238.10	1363.54	1163.54	-14.67	-6.02
Ebonyi	1213.33	1447.22	1347.22	-6.91	11.03
Enugu	1157.41	1134.52	1134.52	0.00	-1.98
Imo	1245.37	1521.97	1321.97	-13.14	6.15
SOUTH SOUTH	1087.15	1281.90	1282.41	0.04	17.96
Akwa Ibom	1341.67	1395.00	1406.25	0.81	4.81
Bayelsa	864.58	1314.81	1127.78	-14.23	30.44
Cross River	1300.00	1368.52	1475.93	7.85	13.53
Delta	1100.00	1316.67	1281.48	-2.67	16.50
Edo	1000.00	1154.76	1433.33	24.12	43.33
Rivers	916.67	1141.67	969.70	-15.06	5.79
SOUTH WEST	1177.89	1261.65	1455.21	15.34	23.54
Ekiti	1150.00	1333.33	1561.11	17.08	35.75
Lagos	1207.45	1379.49	1536.46	11.38	27.25
Ogun	1222.22	1352.56	1609.52	19.00	31.69
Ondo	1275.76	1225.00	1284.72	4.88	0.70
Osun	1108.97	1100.00	1375.00	25.00	23.99
Oyo	1102.94	1179.49	1364.44	15.68	23.71
Average	1104.61	1287.10	1362.27	5.84	23.33

GALLON

	Average of Dec-22	Average of Nov-23	Average of Dec-23	MoM	YoY
NORTH CENTRAL	3967.97	4588.10	4311.74		
Abuja	4250.00	4500.00	4500.00	0.00	5.88
Benue	3987.50	5016.67	3833.33	-23.59	-3.87
Kogi	4090.63	4625.00	4475.00	-3.24	9.40
Kwara	4515.83	4500.00	4442.00	-1.29	-1.63
Nasarawa	3713.50	4175.00	4053.33	-2.91	9.15
Niger	3420.00	4950.00	4962.50	0.25	45.10
Plateau	3798.33	4350.00	3916.00	-9.98	3.10
NORTH EAST	3378.69	4947.22	5077.08	2.62	50.27
Adamawa	3857.14	4900.00	5112.50	4.34	32.55
Bauchi	3440.00	5000.00	5600.00	12.00	62.79
Borno	2750.00	5000.00	5200.00	4.00	89.09
Gombe	2775.00	4900.00	4500.00	-8.16	62.16
Taraba	3650.00	4950.00	5000.00	1.01	36.99
Yobe	3800.00	4933.33	5050.00	2.36	32.89
NORTH WEST	3722.18	4650.48	4237.31	-8.88	13.84
Jigawa	3728.57	3950.00	4225.00	6.96	13.31
Kaduna	3560.00	4608.33	3560.00	-22.75	0.00
Kano	3611.11	5420.00	4342.86	-19.87	20.26
Katsina	4255.56	4750.00	5000.00	5.26	17.49
Kebbi	3942.86	4900.00	4300.00	-12.24	9.06
Sokoto	3600.00	4500.00	4666.67	3.70	29.63
Zamfara	3357.14	4425.00	3566.67	-19.40	6.24
SOUTH EAST	4337.32	4598.16	4694.23	2.09	8.23
Abia	4546.43	4426.47	4634.62	4.70	1.94
Anambra	4223.21	4737.50	4783.33	0.97	13.26
Ebonyi	4157.14	4424.38	4640.00	4.87	11.62
Enugu	4426.47	4698.61	4709.38	0.23	6.39
Imo	4333.33	4703.85	4703.85	0.00	8.55
SOUTH SOUTH	3429.82	4023.02	3957.17	-1.64	15.38
Akwa Ibom	3940.00	4495.00	4108.33	-8.60	4.27
Bayelsa	2814.29	3950.00	3538.03	-10.43	25.72
Cross River	4218.82	4228.13	4719.13	11.61	11.86
Delta	3112.50	3056.67	3234.29	5.81	3.91
Edo	3233.33	4883.33	4257.14	-12.82	31.66
Rivers	3260.00	3525.00	3886.11	10.24	19.21
SOUTH WEST	3751.05	4684.17	5014.48	7.05	33.68
Ekiti	3815.38	5206.67	5234.38	0.53	37.19
Lagos	3321.43	5123.33	5273.53	2.93	58.77
Ogun	3513.50	4095.00	4793.75	17.06	36.44
Ondo	4300.00	5001.54	4901.23	-2.01	13.98
Osun	3709.50	4550.00	5012.36	10.16	35.12
Oyo	3846.50	4128.46	4871.67	18.00	26.65
Average	3753.38	4583.44	4529.92	-1.17	20.69

CONTACT



National Bureau of Statistics

Head Office

No 1, Wole Olanipekun Street,
Formerly, Plot 762 Independence
Avenue
Off Constitution Avenue,
CBD, Abuja, F. C. T.

Mr. Ichedi S.J

Information Desk

Head, Communication & Public
Relations Department (C&PRD)
Phone: +2348037051701
sjchedi@nigerianstat.gov.ng

Moses Mathew

Statistical Information Officer

Phone: +2347069071157
matmoses@nigerianstat.gov.ng

Dr A.A. Ayo

Head Prices Division

Phone: +2348036082904
anthonyayo@nigerianstat.gov.ng



@nbs_nigeria



NBSNigeria



Nbs_nigeria

