



NATIONAL BUREAU OF STATISTICS

Federation Account Allocation Committee (FAAC)

(November 2023 Disbursement)

Report Date: January 2024

CONTENT

Methodology	3
Key Highlights	4
Summary of Gross Revenue Allocation by FAAC	6
Distribution of Revenue Allocation to FGN by FAAC	7
Distribution of Revenue Allocation to State by FAAC	8
Appendix	17
Contact	20



METHODOLOGY

The Federation Account Allocation Committee (FAAC) data is provided statutorily by the Office of the Accountant General of the Federation (OAGF), and reported by the National Bureau of Statistics

KEY HIGHLIGHTS

1. The Federation Account Allocation Committee (FAAC) disbursed the sum of ₦1.35 trillion to the three tiers of government in November 2023 from the total revenue generated in October 2023.
2. The amount disbursed comprised:
 - ₦660.09 billion recorded from the Statutory Account,
 - ₦262.89 billion from Exchange Gain,
 - ₦60.00 billion from Non-Oil Revenue,
 - ₦16.20 billion from Electronic Money Transfer Levy (EMTL), and
 - ₦347.34 billion from Value Added Tax.
3. The allocations to the three tiers of government for November 2023 were:
 - Federal Government with a total of ₦323.35 billion
 - States with a total of ₦307.72 billion, and
 - Local Governments with a total of ₦225.21 billion.
4. The sum of ₦50.67 billion was shared among the oil-producing states from the 13% derivation fund.
5. The revenue generating agencies comprising Nigeria Customs Service (NCS), Federal Inland Revenue Service (FIRS), and Nigerian Upstream Petroleum Regulatory Commission (NUPRC) received ₦16.38 billion, ₦24.59 billion, and ₦12.52 billion respectively, as cost of revenue collections.

6. Further breakdown of revenue allocation distribution to the Federal Government of Nigeria (FGN) revealed that:

- ₦201.99 billion was disbursed to the FGN consolidated revenue account,
- ₦5.17 billion was received as a share of derivation and ecology,
- ₦2.59 billion as stabilization fund,
- ₦8.69 billion for the development of natural resources, and
- ₦8.47 billion to the Federal Capital Territory (FCT)- Abuja.

FEDERATION ACCOUNT ALLOCATION COMMITTEE (FAAC)

NOVEMBER 2023 DISBURSEMENT

Summary of Gross Revenue Allocation by Federation Account Allocation Committee for the Month of October, 2023 Shared in November, 2023



FGN
N323.35 bn

Statutory Allocation

N147.57 bn

Others*

N127.26 bn

VAT

N48.52 bn



STATE
N307.72 bn

Statutory Allocation

N74.85 bn

Others*

N71.14 bn

VAT

N161.72 bn



LGCs
N225.21 bn

Statutory Allocation

N57.71 bn

Others*

N54.30 bn

VAT

N113.21 bn

13% Derivation Fund

N50.67 bn

13% Derivation Refund to Oil Producing States

N40.00 bn

North East Development Commission

N10.00 bn

Cost of Collection - NCS

N16.38 bn

13% Refunds on Subsidy, Priority Projects

N18.16 bn

Transfer to NMDPRA

N14.95 bn

Cost of Collection - FIRS

N24.59 bn

Transfer to Non-Oil Excess Account

N300.00 bn

Refund NCS

N7.95 mn

Cost of Collection - NUPRC

N12.52 bn

Refund to NUPRC on Cost of Collection

N2.95 bn



TOTAL

N1,346.52 bn






NB:- Others* for this month is the Distribution from Exchange Gain, Distribution of ₦60Billion from Non-Oil Revenue,

and Electronic Money Transfer Levy (EMTL). See tables in appendix for details

FEDERATION ACCOUNT ALLOCATION COMMITTEE (FAAC) NOVEMBER 2023 DISBURSEMENT

Distribution of Revenue Allocation to FGN by Federation Account Allocation Committee for the Month of October, 2023 Shared in November, 2023



BENEFICIARIES	NET STATUTORY ALLOCATION	OTHERS*	VAT	TOTAL
 FGN (CRF Account)	N39,514,902,394.66	N117,195,118,562.52	N45,282,462,064.52	N201,992,483,021.69
 Share of Derivation & Ecology	N2,801,330,044.95	N2,371,503,575.16	-	N5,172,833,620.11
 Stabilization	N1,400,665,022.47	N1,185,751,787.58	-	N2,586,416,810.05
 Development of Natural Resources	N4,706,234,475.51	N3,984,126,006.27	-	N8,690,360,481.78
 FCT-Abuja	N2,704,205,155.95	N2,527,017,515.68	N3,234,461,576.04	N8,465,684,247.66
TOTAL	N226,907,778,181.30			

FEDERATION ACCOUNT ALLOCATION COMMITTEE (FAAC) NOVEMBER 2023 DISBURSEMENT

Distribution of Revenue Allocation to State Governments by
Federation Account Allocation Committee for the Month
of October, 2023 Shared in November, 2023



ABIA

**Net Statutory
Allocation**

N1,688,655,268.81

**Share of
Ecology**

N45,984,425.33

Others*

N1,931,481,157.50

**VAT
Allocation**

N3,261,170,896.75

TOTAL

N6,927,291,748.39



ADAMAWA

**Net Statutory
Allocation**

N1,466,412,480.51

**Share of
Ecology**

N97,839,041.55

Others*

N1,796,157,179.28

**VAT
Allocation**

N3,725,933,580.96

TOTAL

N7,086,342,282.31



AKWA IBOM

**Net Statutory
Allocation**

N6,399,227,414.46

**Share of
Ecology**

N49,374,126.04

Others*

N7,643,487,477.82

**VAT
Allocation**

N3,769,749,004.45

TOTAL

N17,861,838,022.77



ANAMBRA

**Net Statutory
Allocation**

N1,964,697,113.90

**Share of
Ecology**

N97,655,751.63

Others*

N2,143,593,177.66

**VAT
Allocation**

N3,938,593,146.54

TOTAL

N8,144,539,189.72

FEDERATION ACCOUNT ALLOCATION COMMITTEE (FAAC) NOVEMBER 2023 DISBURSEMENT

Distribution of Revenue Allocation to State Governments by Federation Account Allocation Committee for the Month of October, 2023 Shared in November, 2023



BAUCHI

Net Statutory Allocation

N468,387,676.27

Share of Ecology

N117,483,141.06

Others*

N2,144,215,280.98

VAT Allocation

N3,931,732,370.28

TOTAL

N6,661,818,468.59



BAYELSA

Net Statutory Allocation

N6,023,208,058.29

Share of Ecology

N43,452,065.94

Others*

N6,126,899,563.28

VAT Allocation

N3,265,817,015.22

TOTAL

N15,459,376,702.73



BENUE

Net Statutory Allocation

N2,045,425,956.03

Share of Ecology

N55,074,019.66

Others*

N2,019,322,840.79

VAT Allocation

N3,967,401,872.98

TOTAL

N8,087,224,689.47



BORNO

Net Statutory Allocation

N2,229,406,269.69

Share of Ecology

N122,028,241.82

Others*

N2,217,046,173.66

VAT Allocation

N3,946,493,347.60





TOTAL

N8,514,974,032.77

FEDERATION ACCOUNT ALLOCATION COMMITTEE (FAAC) NOVEMBER 2023 DISBURSEMENT

Distribution of Revenue Allocation to State Governments by
Federation Account Allocation Committee for the Month
of October, 2023 Shared in November, 2023



 CROSS RIVER	Net Statutory Allocation N947,890,907.74	Others* N1,809,660,260.05	VAT Allocation N3,296,498,317.76	TOTAL N6,103,432,031.92
 DELTA	Net Statutory Allocation N8,202,337,829.86	Others* N10,005,724,612.45	VAT Allocation N4,749,994,658.03	TOTAL N23,007,919,692.93
 EBONYI	Net Statutory Allocation N1,120,803,670.18	Others* N1,610,106,628.33	VAT Allocation N3,182,434,263.88	TOTAL N6,001,213,597.80
 EDO	Net Statutory Allocation N2,075,653,829.06	Others* N2,544,887,476.34	VAT Allocation N3,594,438,382.37	TOTAL N8,260,898,300.13

FEDERATION ACCOUNT ALLOCATION COMMITTEE (FAAC) NOVEMBER 2023 DISBURSEMENT

Distribution of Revenue Allocation to State Governments by
Federation Account Allocation Committee for the Month
of October, 2023 Shared in November, 2023



EKITI

**Net Statutory
Allocation**

N974,009,942.11

**Share of
Ecology**

N87,819,451.42

Others*

N1,620,497,596.95

**VAT
Allocation**

N3,185,265,540.61

TOTAL

N5,867,592,531.08



ENUGU

**Net Statutory
Allocation**

N1,695,022,381.23

**Share of
Ecology**

N98,773,616.83

Others*

N1,838,710,068.14

**VAT
Allocation**

N3,545,154,944.00

TOTAL

N7,177,661,010.20



GOMBE

**Net Statutory
Allocation**

N694,919,201.87

**Share of
Ecology**

N92,512,340.06

Others*

N1,691,921,834.58

**VAT
Allocation**

N3,238,008,476.34

TOTAL

N5,717,361,852.85



IMO

**Net Statutory
Allocation**

N1,015,229,037.04

**Share of
Ecology**

N51,058,688.73

Others*

N2,326,197,059.93

**VAT
Allocation**

N3,663,284,263.63

TOTAL

N7,055,769,049.33

FEDERATION ACCOUNT ALLOCATION COMMITTEE (FAAC) NOVEMBER 2023 DISBURSEMENT

Distribution of Revenue Allocation to State Governments by
Federation Account Allocation Committee for the Month
of October, 2023 Shared in November, 2023



JIGAWA

**Net Statutory
Allocation**

N2,007,732,405.38

**Share of
Ecology**

N109,836,712.30

Others*

N2,007,783,040.96

**VAT
Allocation**

N3,857,043,056.53

TOTAL

N7,982,395,215.18



KADUNA

**Net Statutory
Allocation**

N590,826,524.12

**Share of
Ecology**

N128,686,483.62

Others*

N2,385,609,394.00

**VAT
Allocation**

N4,472,159,666.88

TOTAL

N7,577,282,068.62



KANO

**Net Statutory
Allocation**

N2,082,687,180.40

**Share of
Ecology**

N155,789,315.07

Others*

N2,910,978,982.35

**VAT
Allocation**

N6,036,900,577.46

TOTAL

N11,186,356,055.28



KATSINA

**Net Statutory
Allocation**

N1,302,220,681.04

**Share of
Ecology**

N120,732,285.42

Others*

N2,222,243,035.69

**VAT
Allocation**

N4,354,212,666.25

TOTAL

N7,999,408,668.40

FEDERATION ACCOUNT ALLOCATION COMMITTEE (FAAC) NOVEMBER 2023 DISBURSEMENT

Distribution of Revenue Allocation to State Governments by
Federation Account Allocation Committee for the Month
of October, 2023 Shared in November, 2023



KEBBI

**Net Statutory
Allocation**

N1,807,629,261.85

**Share of
Ecology**

N51,854,817.76

Others*

N1,889,462,470.31

**VAT
Allocation**

N3,482,512,583.65

TOTAL

N7,231,459,133.56



KOGI

**Net Statutory
Allocation**

N219,828,470.65

**Share of
Ecology**

N54,276,339.72

Others*

N1,977,829,711.37

**VAT
Allocation**

N3,540,226,731.50

TOTAL

N5,792,161,253.24



KWARA

**Net Statutory
Allocation**

N1,035,839,738.64

**Share of
Ecology**

N43,713,959.19

Others*

N1,622,636,790.81

**VAT
Allocation**

N3,265,170,729.38

TOTAL

N5,967,361,218.02



LAGOS

**Net Statutory
Allocation**

-N64,640,742.96

**Share of
Ecology**

N131,574,183.08

Others*

N2,920,709,018.85

**VAT
Allocation**

N16,359,563,518.08





TOTAL

N19,347,205,977.06

FEDERATION ACCOUNT ALLOCATION COMMITTEE (FAAC) NOVEMBER 2023 DISBURSEMENT

Distribution of Revenue Allocation to State Governments by
Federation Account Allocation Committee for the Month
of October, 2023 Shared in November, 2023



State	Net Statutory Allocation	Others*	VAT Allocation	Share of Ecology	TOTAL
 NASSARAWA	N1,570,841,066.53	N1,656,653,977.72	N3,069,692,590.36	N90,575,511.29	N6,387,763,145.90
 NIGER	N1,094,482,828.22	N2,123,321,438.98	N3,853,022,639.29	N58,170,105.73	N7,128,997,012.23
 OGUN	N274,238,095.56	N1,750,357,328.97	N3,733,444,775.24	N91,248,215.77	N5,849,288,415.54
 ONDO	N1,721,825,460.27	N2,651,140,100.87	N3,626,924,466.52	N45,714,494.35	N8,045,604,522.01

FEDERATION ACCOUNT ALLOCATION COMMITTEE (FAAC) NOVEMBER 2023 DISBURSEMENT

Distribution of Revenue Allocation to State Governments by Federation Account Allocation Committee for the Month of October, 2023 Shared in November, 2023



OSUN

Net Statutory Allocation

N1,405,776,474.42

Share of Ecology

N89,575,454.61

Others*

N1,681,030,214.64

VAT Allocation

N3,482,210,909.88

TOTAL

N6,658,593,053.54



OYO

Net Statutory Allocation

N479,787,902.64

Share of Ecology

N110,160,209.37

Others*

N2,107,414,745.48

VAT Allocation

N6,334,903,413.13

TOTAL

N9,032,266,270.63



PLATEAU

Net Statutory Allocation

N584,058,631.22

Share of Ecology

N51,281,392.57

Others*

N1,884,273,904.67

VAT Allocation

N3,509,245,029.83

TOTAL

N6,028,858,958.28



RIVERS

Net Statutory Allocation

N6,632,712,455.56

Share of Ecology

N52,961,544.15

Others*

N6,643,672,124.61

VAT Allocation

N9,378,917,556.90

TOTAL

N22,708,263,681.22

FEDERATION ACCOUNT ALLOCATION COMMITTEE (FAAC) NOVEMBER 2023 DISBURSEMENT

Distribution of Revenue Allocation to State Governments by
Federation Account Allocation Committee for the Month
of October, 2023 Shared in November, 2023



SOKOTO

**Net Statutory
Allocation**

N1,028,856,156.57

**Share of
Ecology**

N108,243,780.25

Others*

N1,975,958,299.86

**VAT
Allocation**

N3,729,513,574.65

TOTAL

N6,842,571,811.33



TARABA

**Net Statutory
Allocation**

N1,665,676,583.41

**Share of
Ecology**

N94,609,586.46

Others*

N1,722,090,508.53

**VAT
Allocation**

N3,182,607,948.93

TOTAL

N6,664,984,627.33



YOBE

**Net Statutory
Allocation**

N1,413,605,725.54

**Share of
Ecology**

N97,530,338.66

Others*

N1,772,087,732.42

**VAT
Allocation**

N3,134,634,364.45

TOTAL

N6,417,858,161.07



ZAMFARA

**Net Statutory
Allocation**

N1,148,372,682.44

**Share of
Ecology**

N97,738,049.80

Others*

N1,788,520,157.95

**VAT
Allocation**

N3,390,348,475.04

TOTAL

N6,424,979,365.23

APPENDIX

Summary of Gross Revenue Allocation by Federation Account Allocation Committee for the Month of October, 2023 Shared in November, 2023						
Beneficiaries	Statutory	Exchange Gain	Distribution of ₦60Billion from Non-Oil Revenue	Electronic Money Transfer Levy (EMTL)	Value Added Tax	Total
FGN (see Table II)	147,574,066,767.81	93,322,808,339.44	31,608,000,000.00	2,332,709,107.77	48,516,923,640.55	323,354,507,855.57
State (see Table III)	74,851,538,800.98	47,334,575,528.28	16,032,000,000.00	7,775,697,025.89	161,723,078,801.84	307,716,890,156.99
LGCs (see Table IV)	57,707,398,925.91	36,492,973,648.30	12,360,000,000.00	5,442,987,918.12	113,206,155,161.29	225,209,515,653.62
13% Derivation Fund	24,937,264,729.39	25,737,372,103.07	-	-	-	50,674,636,832.45
Cost of Collection - NCS	14,735,261,082.57	-	-	-	1,645,305,316.19	16,380,566,398.76
Cost of Collections - FIRS	11,689,487,929.83	-	-	647,974,752.16	12,248,429,976.06	24,585,892,658.05
Cost of Collections - NUPRC	12,517,744,106.48	-	-	-	-	12,517,744,106.48
Transfer to NMDPRA	14,953,540,298.73	-	-	-	-	14,953,540,298.73
Refund to NUPRC on cost of collection	2,952,771,383.33	-	-	-	-	2,952,771,383.33
13% Derivation Refund to Oil Producing States	40,000,000,000.00	-	-	-	-	40,000,000,000.00
Refund NCS	7,945,250.00	-	-	-	-	7,945,250.00
13% Refunds on Subsidy, Priority Projects	18,163,078,852.38	-	-	-	-	18,163,078,852.38
North East Development Commission	-	-	-	-	10,003,489,410.42	10,003,489,410.42
Transfer to non-oil Excess account	240,000,000,000.00	-	-	-	-	240,000,000,000.00
Transfer to non-oil Excess account	-	60,000,000,000.00	-	-	-	60,000,000,000.00
TOTAL	660,090,098,127.41	262,887,729,619.08	60,000,000,000.00	16,199,368,803.94	347,343,382,306.35	1,346,520,578,856.78

**Distribution of Revenue Allocation to FGN by Federation Account Allocation Committee for the Month of October, 2023
Shared in November, 2023**

Beneficiaries	Gross Statutory Allocation	Total Deduction	Net Statutory Allocation	Exchange Gain Allocation	Distribution of ₦60 Billion from Non-Oil Revenue	Electronic Money Transfer Levy (EMTL)	Value Added Tax	Total
	₦	₦	₦	₦	₦	₦	₦	₦
FGN (CRF Account)	135,864,507,179.93	(96,349,604,785.27)	39,514,902,394.66	85,917,923,395.27	29,100,000,000.00	2,177,195,167.25	45,282,462,064.52	201,992,483,021.69
Share of Derivation & Ecology	2,801,330,044.95	-	2,801,330,044.95	1,771,503,575.16	600,000,000.00	-	-	5,172,833,620.11
Stabilization	1,400,665,022.47	-	1,400,665,022.47	885,751,787.58	300,000,000.00	-	-	2,586,416,810.05
Development of Natural Resources	4,706,234,475.51	-	4,706,234,475.51	2,976,126,006.27	1,008,000,000.00	-	-	8,690,360,481.78
FCT-Abuja	2,801,330,044.95	(97,124,889.00)	2,704,205,155.95	1,771,503,575.16	600,000,000.00	155,513,940.52	3,234,461,576.04	8,465,684,247.66
Total	147,574,066,767.81	(96,446,729,674.27)	51,127,337,093.54	93,322,808,339.44	31,608,000,000.00	2,332,709,107.77	48,516,923,640.55	226,907,778,181.30

S/n	Beneficiaries	Net Statutory Allocation	Exchange Gain Allocation	Distribution of ₦60 Billion from Non-Oil Revenue	Electronic Money Transfer Levy (EMTL)	Net Share of Ecology	Net VAT Allocation	Total Net Amount
1	ABIA	1,688,655,268.81	1,350,727,506.92	385,216,030.00	195,537,620.57	45,984,425.33	3,261,170,896.75	6,927,291,748.39
2	ADAMAWA	1,466,412,480.51	1,209,947,605.45	409,803,611.71	176,405,962.12	97,839,041.55	3,725,933,580.96	7,086,342,282.31
3	AKWA IBOM	6,399,227,414.46	7,036,214,673.22	413,611,884.47	193,660,920.13	49,374,126.04	3,769,749,004.45	17,861,838,022.77
4	ANAMBRA	1,964,697,113.90	1,481,072,571.29	409,035,892.89	253,484,713.48	97,655,751.63	3,938,593,146.54	8,144,539,189.72
5	BAUCHI	468,387,676.27	1,452,880,598.05	492,083,883.46	199,250,799.47	117,483,141.06	3,931,732,370.28	6,661,818,468.59
6	BAYELSA	6,023,208,058.29	5,615,282,982.65	364,002,207.65	147,614,372.98	43,452,065.94	3,265,817,015.22	15,459,376,702.73
7	BENUE	2,045,425,956.03	1,362,169,480.73	461,360,451.03	195,792,909.03	55,074,019.66	3,967,401,872.98	8,087,224,689.47
8	BORNO	2,229,406,269.69	1,509,088,566.68	511,121,260.32	196,836,346.66	122,028,241.82	3,946,493,347.60	8,514,974,032.77
9	CROSS RIV- ER	947,890,907.74	1,221,399,817.13	413,682,422.41	174,578,020.51	49,382,546.37	3,296,498,317.76	6,103,432,031.92
10	DELTA	8,202,337,829.86	9,336,533,111.02	417,703,816.59	251,487,684.84	49,862,592.59	4,749,994,658.03	23,007,919,692.93
11	EBONYI	1,120,803,670.18	1,086,651,374.51	368,043,753.26	155,411,500.56	87,869,035.41	3,182,434,263.88	6,001,213,597.80
12	EDO	2,075,653,829.06	1,931,764,685.74	384,664,708.31	228,458,082.28	45,918,612.36	3,594,438,382.37	8,260,898,300.13
13	EKITI	974,009,942.11	1,086,038,183.48	367,836,068.31	166,623,345.16	87,819,451.42	3,185,265,540.61	5,867,592,531.08
14	ENUGU	1,695,022,381.23	1,221,505,232.18	413,718,125.99	203,486,709.96	98,773,616.83	3,545,154,944.00	7,177,661,010.20
15	GOMBE	694,919,201.87	1,144,073,802.82	387,492,461.95	160,355,569.81	92,512,340.06	3,238,008,476.34	5,717,361,852.85
16	IMO	1,015,229,037.04	1,687,396,143.35	427,723,630.97	211,077,285.61	51,058,688.73	3,663,284,263.63	7,055,769,049.33
17	JIGAWA	2,007,732,405.38	1,358,319,387.92	460,056,442.55	189,407,210.50	109,836,712.30	3,857,043,056.53	7,982,395,215.18
18	KADUNA	590,826,524.12	1,591,429,149.68	539,009,631.81	255,170,612.51	128,686,483.62	4,472,159,666.88	7,577,282,068.62
19	KANO	2,082,687,180.40	1,926,602,159.29	652,531,167.19	331,845,655.86	155,789,315.07	6,036,900,577.46	11,186,356,055.28
20	KATSINA	1,302,220,681.04	1,493,061,842.45	505,693,083.56	223,488,109.68	120,732,285.42	4,354,212,666.25	7,999,408,668.40
21	KEBBI	1,807,629,261.85	1,282,547,571.62	434,392,881.71	172,522,016.98	51,854,817.76	3,482,512,583.65	7,231,459,133.56
22	KOGI	219,828,470.65	1,342,440,118.68	454,678,208.11	180,711,384.58	54,276,339.72	3,540,226,731.50	5,792,161,253.24
23	KWARA	1,035,839,738.64	1,081,196,205.54	366,196,112.96	175,244,472.31	43,713,959.19	3,265,170,729.38	5,967,361,218.02
24	LAGOS	(64,640,742.96)	1,627,140,507.83	551,104,902.29	742,463,608.73	131,574,183.08	16,359,563,518.08	19,347,205,977.06
25	NASSARA- WA	1,570,841,066.53	1,120,121,592.16	379,379,959.89	157,152,425.67	90,575,511.29	3,069,692,590.36	6,387,763,145.90
26	NIGER	1,094,482,828.22	1,438,746,312.81	487,296,666.96	197,278,459.20	58,170,105.73	3,853,022,639.29	7,128,997,012.23
27	OGUN	274,238,095.56	1,128,440,737.20	382,197,615.53	239,718,976.24	91,248,215.77	3,733,444,775.24	5,849,288,415.54
28	ONDO	1,721,825,460.27	2,070,477,489.39	382,954,791.81	197,707,819.67	45,714,494.35	3,626,924,466.52	8,045,604,522.01
29	OSUN	1,405,776,474.42	1,107,754,175.50	375,191,173.55	198,084,865.59	89,575,454.61	3,482,210,909.88	6,658,593,053.54
30	OYO	479,787,902.64	1,362,319,984.24	461,411,425.87	283,683,335.38	110,160,209.37	6,334,903,413.13	9,032,266,270.63
31	PLATEAU	584,058,631.22	1,268,364,799.07	429,589,242.78	186,319,862.82	51,281,392.57	3,509,245,029.83	6,028,858,958.28
32	RIVERS	6,632,712,455.56	5,932,817,435.79	443,664,036.94	267,190,651.88	52,961,544.15	9,378,917,556.90	22,708,263,681.22
33	SOKOTO	1,028,856,156.57	1,338,620,050.20	453,384,368.72	183,953,880.94	108,243,780.25	3,729,513,574.65	6,842,571,811.33
34	TARABA	1,665,676,583.41	1,170,009,852.64	396,276,881.08	155,803,774.81	94,609,586.46	3,182,607,948.93	6,664,984,627.33
35	YOBE	1,413,605,725.54	1,206,129,964.51	408,510,594.53	157,447,173.39	97,530,338.66	3,134,634,364.45	6,417,858,161.07
36	ZAMFARA	1,148,372,682.44	1,208,698,669.15	409,380,602.81	170,440,885.99	97,738,049.80	3,390,348,475.04	6,424,979,365.23
37	SOKU	89,061,728.30	8,480,716.33	-	-	-	-	-97,542,444.63
	Total	67,102,706,346.85	71,796,465,057.21	15,600,000,000.00	7,775,697,025.89	2,976,360,475.98	154,055,225,355.34	319,306,454,261.27

CONTACT



National Bureau of Statistics

Head Office

No 1, Wole Olanipekun Street,
Formerly, Plot 762 Independence Avenue
Off Constitution Avenue,
CBD, Abuja, F. C. T.

Mr. Ichedi S.J

Information Desk

Director, Communication & Public Relations
Department (C&PRD)
Phone: +2348037051701
sjchedi@nigerianstat.gov.ng

Moses Mathew

Statistical Information Officer

Phone: +2347069071157
matmoses@nigerianstat.gov.ng



@nbs_nigeria



NBSNigeria



nbs_nigeria

