



NATIONAL BUREAU OF STATISTICS

Telecoms Data: Active Voice and Internet, Porting and Tariff Information

(Q3 2023)

Report Date: January 2024

Data Source: National Bureau of Statistics (NBS)



CONTENT

Methodology	3
Key Highlights	4
Active Voice/Internet Subscription by Operator	5
Porting Activities By Network	6
Active Voice Subscription by Zone	7
Active Internet Subscription by Zone	8
Appendix	9
Contact	12



METHODOLOGY

Data is provided by the Nigerian Communications Commission (NCC) and verified and validated by the National Bureau of Statistics (NBS)



KEY HIGHLIGHTS

- ◆ The total number of active voice subscribers in Q3 2023 was 221,769,883 from the 212,201,578 reported in Q3 2022, indicating a growth rate of 4.51%. On a quarter-on-quarter basis, this rose by 0.76%.
- ◆ Also, in Q3 2023, the total number of active internet subscribers stood at 160,171,125 from 152,784,980 reported in Q3 2022, showing an increase of 4.83%. On a quarter-on-quarter basis, this grew by 0.42%.
- ◆ On state profile analysis, Lagos state had the highest number of active voice subscribers in Q3 2023 with 27,043,333, followed by Ogun with 13,136,247 and Kano with 12,192,122. On the other hand, Bayelsa recorded the least with 1,558,509, followed by Gombe and Yobe with 2,643,899 and 2,760,261 respectively.
- ◆ In addition, Lagos state had the highest number of active internet subscribers in Q3 2023 with 19,188,745, followed by Ogun with 9,538,622 and Kano with 8,712,782. On the other hand, Bayelsa recorded the least with 1,195,580, followed by Zamfara and Gombe with 1,863,686 and 1,909,498 respectively. However, MTN had the highest share of subscriptions in Q3 2023.

TELECOMS DATA – Q3 2023

ACTIVE VOICE/INTERNET SUBSCRIPTION BY OPERATOR



Active Voice (Value)

85,854,576

61,451,508

60,272,854

13,762,115

873

7,641

85,567

2,681

315,768

432

12,153

3,715

221,769,883

PROVIDER

MTN



GLO



AIRTEL



EMTS(9mobile)



IPNX



MTN FIXED



21ST CENT



GLO FIXED



SMILE



NTEL



INQ

BIG
PICTURE



TOTAL

Active Internet (Value)

68,573,680

43,981,204

43,142,286

3,907,085

11,552

2,161

2,259

337,301

3,617

1,368

208,612

160,171,125

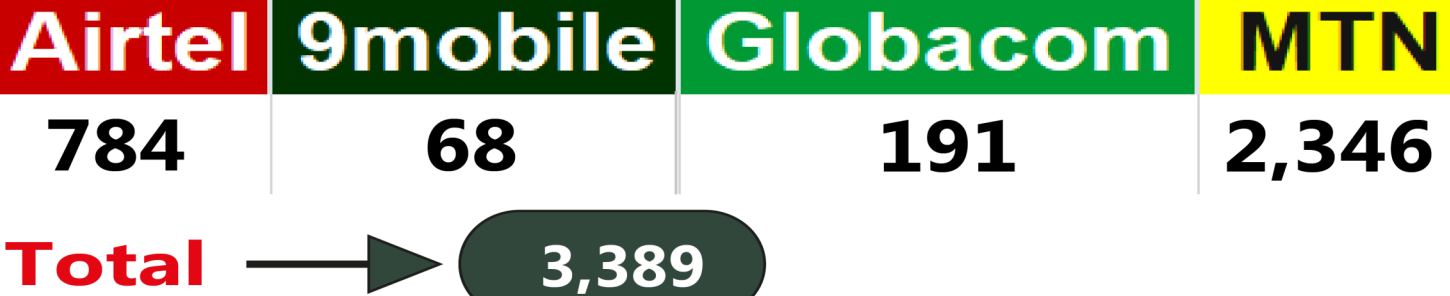
TELECOMS DATA – Q3 2023

PORTING ACTIVITIES

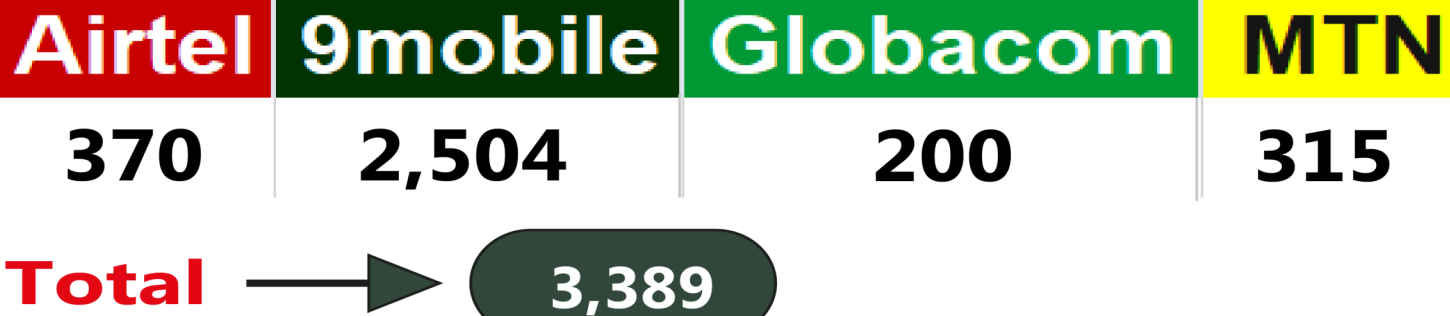


Porting Activities By Network

Ported-In



Ported-Out



TELECOMS DATA – Q3 2023

ACTIVE VOICE SUBSCRIPTION PER ZONE



38,470,115

NORTH CENTRAL

40,020,788

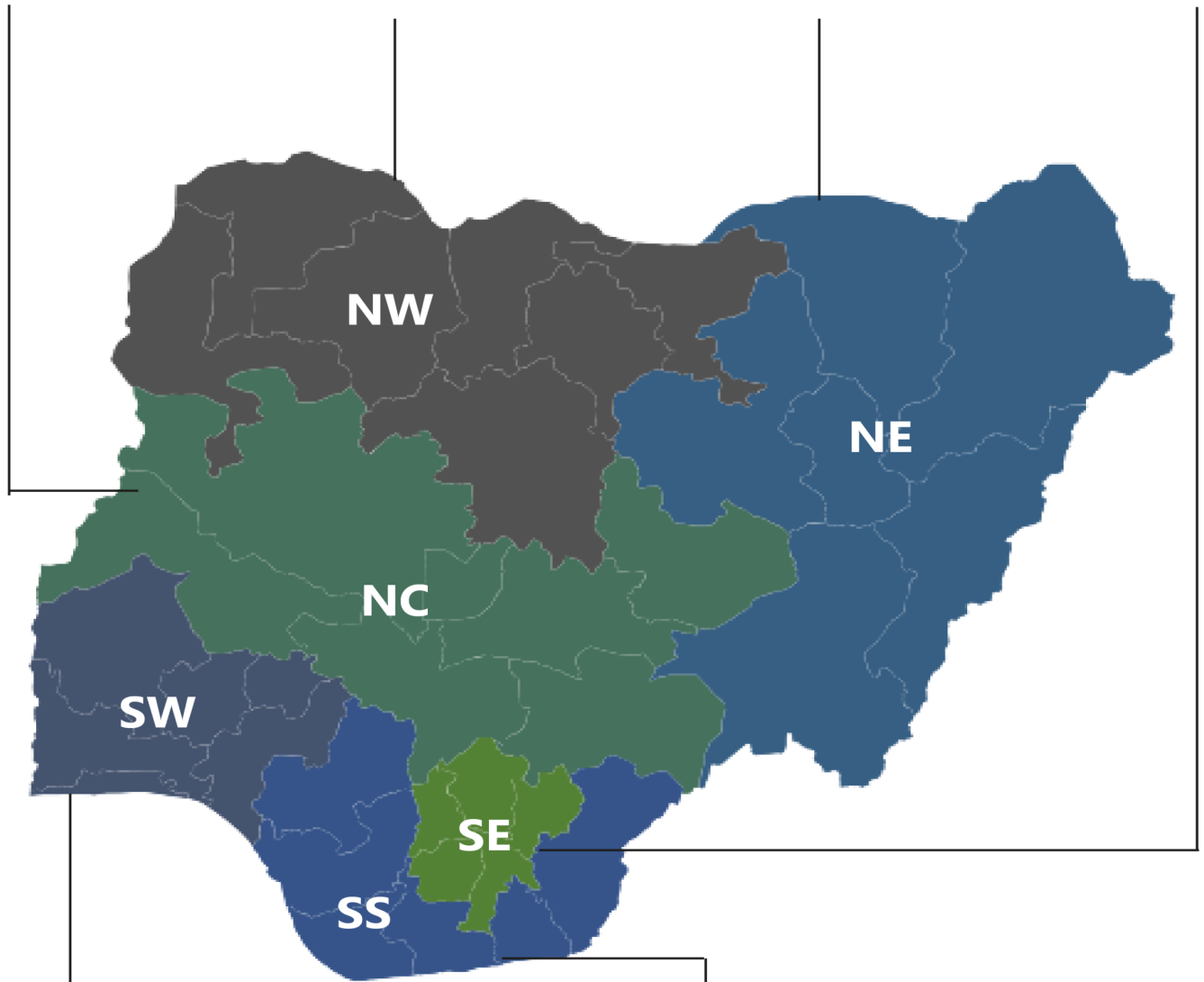
NORTH WEST

26,379,334

NORTH EAST

22,389,255

SOUTH EAST



67,585,980

SOUTH WEST

26,924,411

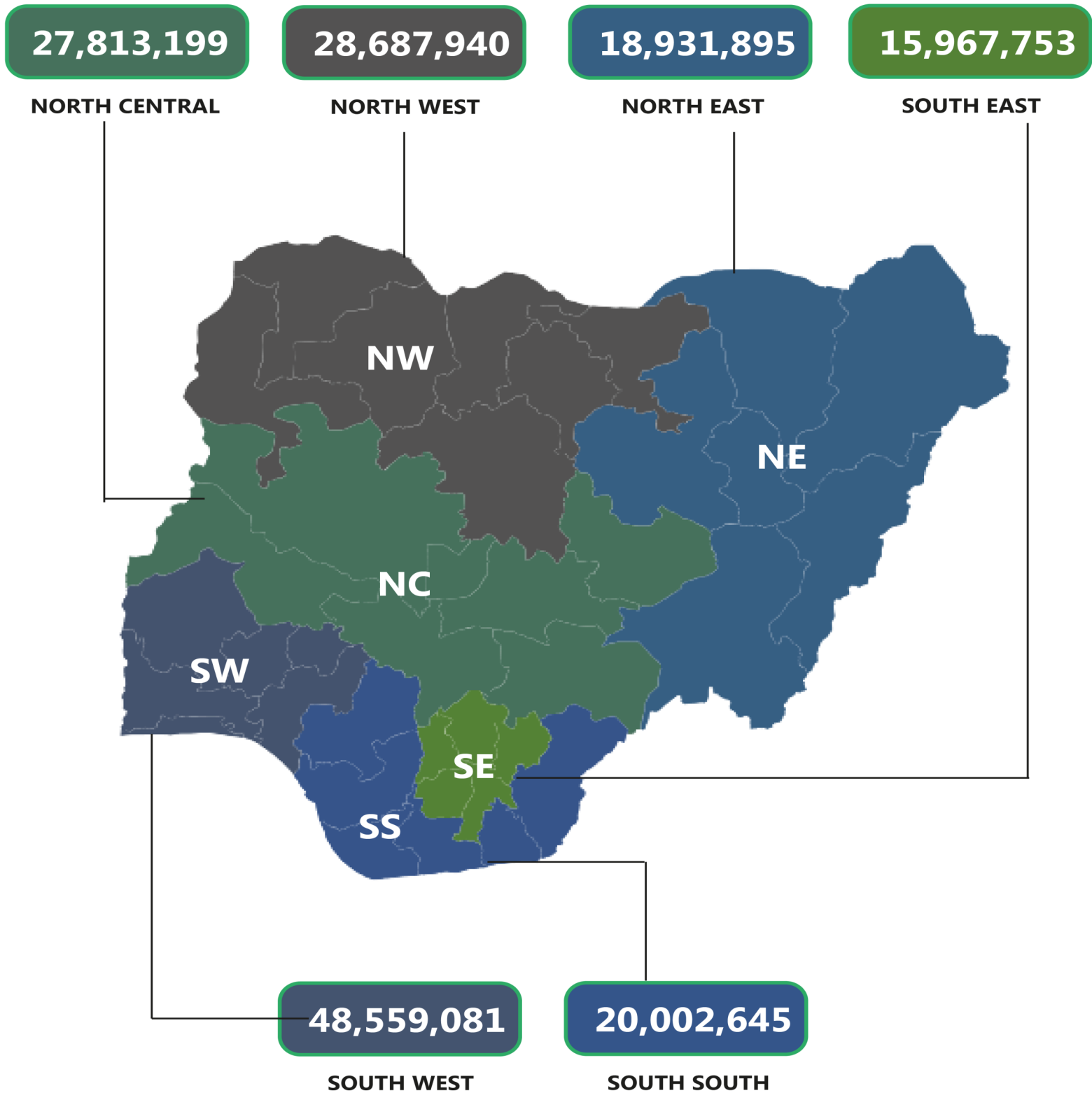
SOUTH SOUTH



NATIONAL BUREAU OF STATISTICS

TELECOMS DATA – Q3 2023

ACTIVE INTERNET SUBSCRIPTION PER ZONE



APPENDIX

Total Number of Active Voice Subscriptions Per State													
STATES	MTN	GLO	AIRTEL	EMTS	IPNX	MTN FIXED	2IST CENT	GLO FIXED	SMILE	INQ	NTEL	BIG PICTURE	SUB TOTAL
ABIA	1,924,991	733,387	990,115	306,764	-	-	-	-	-	-	-	-	3,955,257
ADAMAWA	1,638,937	3,935,171	1,475,368	158,637	-	-	-	-	-	-	-	-	7,208,113
AKWA IBOM	1,537,397	629,716	1,300,518	257,195	-	-	-	-	-	-	-	-	3,724,826
ANAMBRA	3,098,229	765,586	1,489,450	376,289	-	-	-	-	13,477	-	-	-	5,743,031
BAUCHI	1,983,482	1,088,520	1,624,789	190,232	-	-	-	-	-	-	-	-	4,887,023
BAYELSA	607,808	537,708	360,762	52,231	-	-	-	-	-	-	-	-	1,558,509
BENUE	1,549,855	619,231	1,520,530	266,800	-	-	-	-	-	-	-	-	3,956,416
BORNO	1,319,143	2,212,692	2,042,210	130,051	-	-	-	-	-	-	-	-	5,704,096
CROSS RIVER	1,207,650	551,496	834,544	214,562	-	1	-	-	-	-	-	-	2,808,253
DELTA	3,155,255	665,960	1,996,537	231,227	-	-	-	-	12,870	-	-	-	6,061,849
EBONYI	820,133	2,845,227	656,599	63,097	-	-	-	-	-	-	-	-	4,385,056
EDO	2,626,794	329,293	1,441,777	255,254	-	-	-	3	18,445	-	-	-	4,671,566
EKITI	1,167,279	3,976,054	383,752	22,741	-	-	-	-	-	-	-	-	5,549,826
ENUGU	1,977,470	422,516	1,005,923	253,126	-	-	-	-	-	-	-	-	3,659,035
FCT	3,580,253	1,313,427.00	2,230,675	900,667	180	3,608	559	285	42,620	2,449	129	-	8,074,852
GOMBE	1,166,503	485,735	877,636	114,025	-	-	-	-	-	-	-	-	2,643,899
IMO	2,486,678	907,407	993,691	259,100	-	-	-	-	-	-	-	-	4,646,876
JIGAWA	1,366,234	209,330	1,166,930	134,089	-	-	-	-	-	-	-	-	2,876,583
KADUNA	3,447,968	2,255,593	3,095,313	673,403	-	-	-	1	61,257	-	-	-	9,533,535
KANO	5,299,606	1,049,058	4,620,118	1,218,337	2	2	-	-	4,999	-	-	-	12,192,122
KATSINA	2,450,844	1,317,315	1,788,647	208,224	-	-	-	-	-	-	-	-	5,765,030
KEBBI	1,443,444	766,432	920,429	119,795	-	-	-	-	-	-	-	-	3,250,100
KOGI	1,416,437	2,551,519	635,098	112,238	-	-	-	-	-	-	-	-	4,715,292
KWARA	2,082,005	1,849,477	1,188,604	229,368	-	-	-	-	-	-	-	-	5,349,454
LAGOS	8,976,153	7,328,192	7,278,708	3,270,972	647	3,552	84,817	2,391	84,759	9,201	226	3,715	27,043,333
NASSARAWA	1,639,410	1,327,589	1,294,219	314,798	-	-	-	-	-	-	4	-	4,576,020
NIGER	2,435,207	3,048,952	1,689,127	403,233	-	-	-	-	-	-	2	-	7,576,521
OGUN	4,842,588	3,703,040	3,675,686	914,924	-	-	-	-	-	-	9	-	13,136,247
ONDO	2,095,460	2,107,234	789,463	58,968	-	-	-	-	-	-	-	-	5,051,125
OSUN	2,337,101	1,825,065	1,018,223	90,154	-	-	-	-	-	-	-	-	5,270,543
OYO	3,474,859	4,806,644	2,732,777	472,310	3	3	-	-	48,310	-	-	-	11,534,906
PLATEAU	1,879,177	1,038,048	1,111,545	192,790	-	-	-	-	-	-	-	-	4,221,560
RIVERS	3,371,594	2,274,798	1,717,833	704,879	41	475	191	1	29,031	503	62	-	8,099,408
SOKOTO	1,618,710	767,519	898,227	336,164	-	-	-	-	-	-	-	-	3,620,620
TARABA	1,375,188	437,878	1,247,117	115,759	-	-	-	-	-	-	-	-	3,175,942
YOBE	1,213,100	216,394	1,301,824	28,943	-	-	-	-	-	-	-	-	2,760,261
ZAMFARA	1,241,634	552,305	878,090	110,769	-	-	-	-	-	-	-	-	2,782,798
OTHERS (Undefined)	-	-	-	-	-	-	-	-	-	-	-	-	-
TOTAL	85,854,576	61,451,508	60,272,854	13,762,115	873	7,641	85,567	2,681	315,768	12,153	432	3,715	221,769,883

ACTIVE INTERNET SUBSCRIPTIONS PER STATE AS AT QUARTER 2, 2023

STATE	MTN	GLO	AIRTEL	EMTS	IPNX	MTN FIXED	21ST CENT	SMILE	NTEL	ISP
ABIA	1,496,291	494,653	690,834	95,735	-	-	-	-	-	-
ADAMA- WA	1,330,846	515,521	1,080,922	33,919	-	-	-	-	-	-
AKWA IBOM	1,208,247	527,211	956,795	73,169	-	-	-	-	-	-
ANAMBRA	2,437,809	735,180	1,046,465	112,966	-	-	-	11,895	-	-
BAUCHI	1,589,845	421,960	1,188,154	36,676	-	-	-	-	-	-
BAYELSA	496,691	403,215	251,486	5,602	-	-	-	-	-	-
BENUE	1,196,048	1,682,837	1,047,134	37,037	-	-	-	-	-	-
BORNO	1,049,600	441,331	1,482,497	28,522	-	-	-	-	-	-
CROSS RIVER	957,087	473,051	587,617	69,299	-	-	-	-	-	-
DELTA	2,477,034	1,895,716	1,429,314	46,561	-	-	-	10,264	-	-
EBONYI	634,083	237,709	453,062	11,114	-	-	-	-	-	-
EDO	2,045,637	2,714,114	1,006,837	63,933	-	-	-	16,880	-	-
EKITI	939,886	304,175	265,763	3,128	-	-	-	-	-	-
ENUGU	1,583,083	892,674	688,402	73,997	-	-	-	-	-	-
FCT	2,874,757	2,922,076	1,619,522	337,974	2,714	125	54	53,053	6,260	-
GOMBE	922,665	388,175	627,048	26,531	-	-	-	-	-	-
IMO	1,915,934	619,020	705,379	62,437	-	-	-	-	-	-
JIGAWA	1,051,687	161,227	832,946	16,945	-	-	-	-	-	-
KADUNA	2,834,863	1,702,602	2,292,089	193,753	-	5	-	67,615	-	-
KANO	4,287,367	901,416	3,319,051	260,216	-	-	-	149	-	-
KATSINA	1,908,304	1,049,921	1,227,508	37,224	-	-	-	-	-	-
KEBBI	1,138,532	548,461	661,312	19,668	-	-	-	-	-	-
KOGI	1,116,797	1,849,501	441,484	13,268	-	-	-	-	-	-
KWARA	1,644,592	1,225,890	831,043	78,316	-	25	-	-	-	-
LAGOS	7,148,979	5,135,250	5,271,785	1,213,223	10,246	706	2,149	82,098	3,940	-
NASSARA- WA	1,324,845	988,584	933,155	80,888	-	-	-	-	98	-
NIGER	1,899,975	2,127,067	1,194,660	76,260	-	-	-	-	18	-
OGUN	3,898,929	2,608,975	2,678,558	284,618	-	-	-	-	90	-
ONDO	1,635,597	1,460,426	540,153	8,812	-	-	-	-	-	-
OSUN	1,842,500	1,245,030	715,703	16,557	-	-	-	-	-	-
OYO	2,713,638	3,481,255	1,949,160	165,692	5	-	-	45,528	-	-
PLATEAU	1,540,995	810,874	809,173	51,003	-	-	-	-	-	-
RIVERS	2,678,221	1,473,214	1,227,222	245,034	716	96	56	28,156	2,613	-
SOKOTO	1,263,538	563,981	639,696	65,200	-	-	-	-	-	-
TARABA	1,056,431	341,313	889,815	26,264	-	-	-	-	-	-
YOBE	905,629	179,615	908,785	1,767	-	-	-	-	-	-
ZAMFARA	889,947	396,885	618,027	5,782	-	-	-	-	-	-
ISP										208,612

PORT-IN/PORT-OUT Q3,2023					
OPERATOR	MTN	GLO	AIRTEL	EMTS	TOTAL
<i>PORT IN</i>	2346	191	784	68	3,389
<i>PORT OUT</i>	315	200	370	2,504	3,389

ACTIVE INTERNET SUBSCRIPTIONS PER ZONE AS AT QUARTER 3, 2023

Zones	MTN	GLO	AIRTEL	EMTS	MTN		INQ	21ST		SMILE	NTEL
					IPNX	FIXED		CENT			
NORTH CENTRAL	11673388	8407386	7059870	609989	2107	753	0	54	58354	1298	
NORTH EAST	6718942	6079218	6021733	112002	0	0	0	0	0	0	
NORTH WEST	13220187	5542025	9347987	514283	0	79	0	63379	0	0	
SOUTH EAST	8044652	3856959	3747974	305873	0	0	0	12295	0	0	
SOUTH SOUTH	10124163	3589044	5761447	466248	586	380	0	56	60348	373	
SOUTH WEST	18792348	16506572	11203275	1898690	8859	949	1368	2149	14292	1946	

ACTIVE VOICE SUBSCRIPTIONS PER ZONE AS AT QUARTER 3, 2023

Zones	MTN	GLO	AIRTEL	EMTS	MTN		21ST	GLO	SMILE	INQ	NTEL	BIG PIC- TURE
					IPNX	FIXED						
NORTH CENTRAL	14582344	11748243	9669798	2419894	180	3608	559	285	42620	2449	135	0
NORTH EAST	8696353	8376390	8568944	737647	0	0	0	0	0	0	0	0
NORTH WEST	16868440	6917552	13367754	2800781	2	2	0	1	66256	0	0	0
SOUTH EAST	10307501	5674123	5135778	1258376	0	0	0	0	13477	0	0	0
SOUTH SOUTH	12506498	4988971	7651971	1715348	41	476	191	4	60346	503	62	0
SOUTH WEST	22893440	23746229	15878609	4830069	650	3555	84817	2391	133069	9201	235	3715

CONTACT



National Bureau of Statistics

Head Office

Plot 762 Independence Avenue,
Central Business District, Garki
Abuja.

Sunday J. Ichedi

Information Desk

Head, Communication & Public
Relations Department (C&PRD)
Phone: +2348037051701
sjchedi@nigerianstat.gov.ng

Moses Mathew

Statistical Information Officer

Phone: +2347069071157
matmoses@nigerianstat.gov.ng



@nbs_nigeria



NBSNigeria



nbs_nigeria

