



NATIONAL BUREAU OF STATISTICS

Telecoms Data: Active Voice and Internet, Porting and Tariff Information

(Q2 2023)

Report Date: January 2024

Data Source: National Bureau of Statistics (NBS)



CONTENT

Methodology	3
Key Highlights	4
Active Voice/Internet Subscription by Operator	5
Porting Activities By Network	6
Active Voice Subscription by Zone	7
Active Internet Subscription by Zone	8
Appendix	9
Contact	12



METHODOLOGY

Data is provided by the Nigerian Communications Commission (NCC) and verified and validated by the National Bureau of Statistics (NBS).














KEY HIGHLIGHTS

- ◆ The total number of active voice subscribers in Q2 2023 was 220,086,951 from the 206,449,125 reported in Q2 2022, indicating a growth rate of 6.61%. On a quarter-on-quarter basis, this declined by 2.69%.
- ◆ Also, in Q2 2023, the total number of active internet subscribers stood at 159,498,826 from 151,332,090 reported in Q2 2022, showing an increase of 5.40%. On a quarter-on-quarter basis, this grew by 1.24%.
- ◆ On state profile analysis, Lagos state had the highest number of active voice subscribers in Q2 2023 with 26,423,757, followed by Ogun with 12,976,190 and Kano with 12,129,536. On the other hand, Bayelsa recorded the least with 1,601,675, followed by Ebonyi and Ekiti with 1,911,606 and 1,992,640 respectively.
- ◆ In addition, Lagos state had the highest number of active internet subscribers in Q2 2023 with 18,868,376, followed by Ogun with 9,471,170 and Kano with 8,768,199. On the other hand, Bayelsa recorded the least with 1,156,994, followed by Ebonyi and Ekiti with 1,335,968 and 1,512,952 respectively. However, MTN had the highest share of subscriptions in Q2 2023.

TELECOMS DATA – Q2 2023

ACTIVE VOICE/INTERNET SUBSCRIPTION BY OPERATOR



Active Voice (Value)	PROVIDER	Active Internet (Value)
84,663,653	MTN 	67,936,909
61,333,528	GLO 	43,920,105
60,190,732	AIRTEL 	43,108,556
13,578,431	EMTS(9mobile) 	3,979,090
941	IPNX 	13,681
7,614	MTN FIXED 	957
85,567	21ST CENT 	2,259
2,684	GLO FIXED 	----
222,923	SMILE 	315,638
878	NTEL 	13,019
	ISP 	208,612
220,086,951	TOTAL	159,498,826

TELECOMS DATA – Q2 2023

PORTING ACTIVITIES

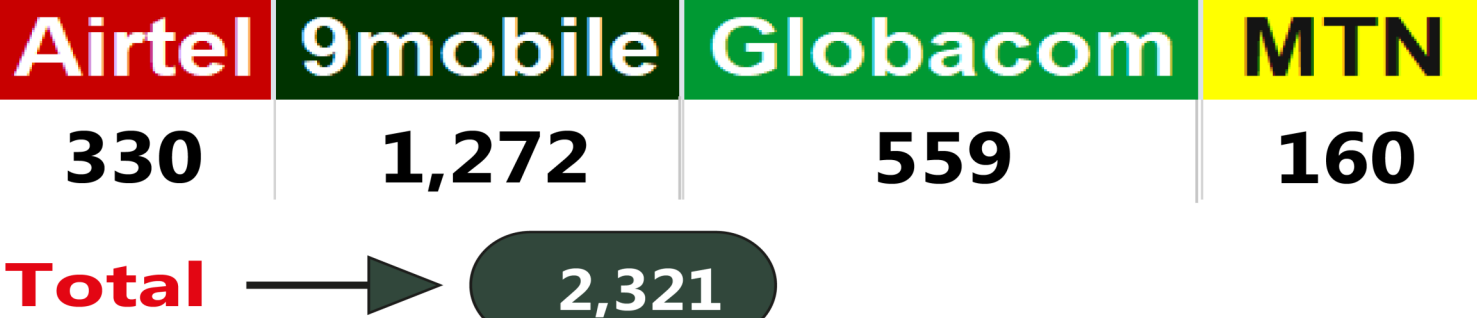


Porting Activities By Network

Ported-In



Ported-Out



TELECOMS DATA – Q2 2023

ACTIVE VOICE SUBSCRIPTION PER ZONE



42,515,735

NORTH CENTRAL

39,899,613

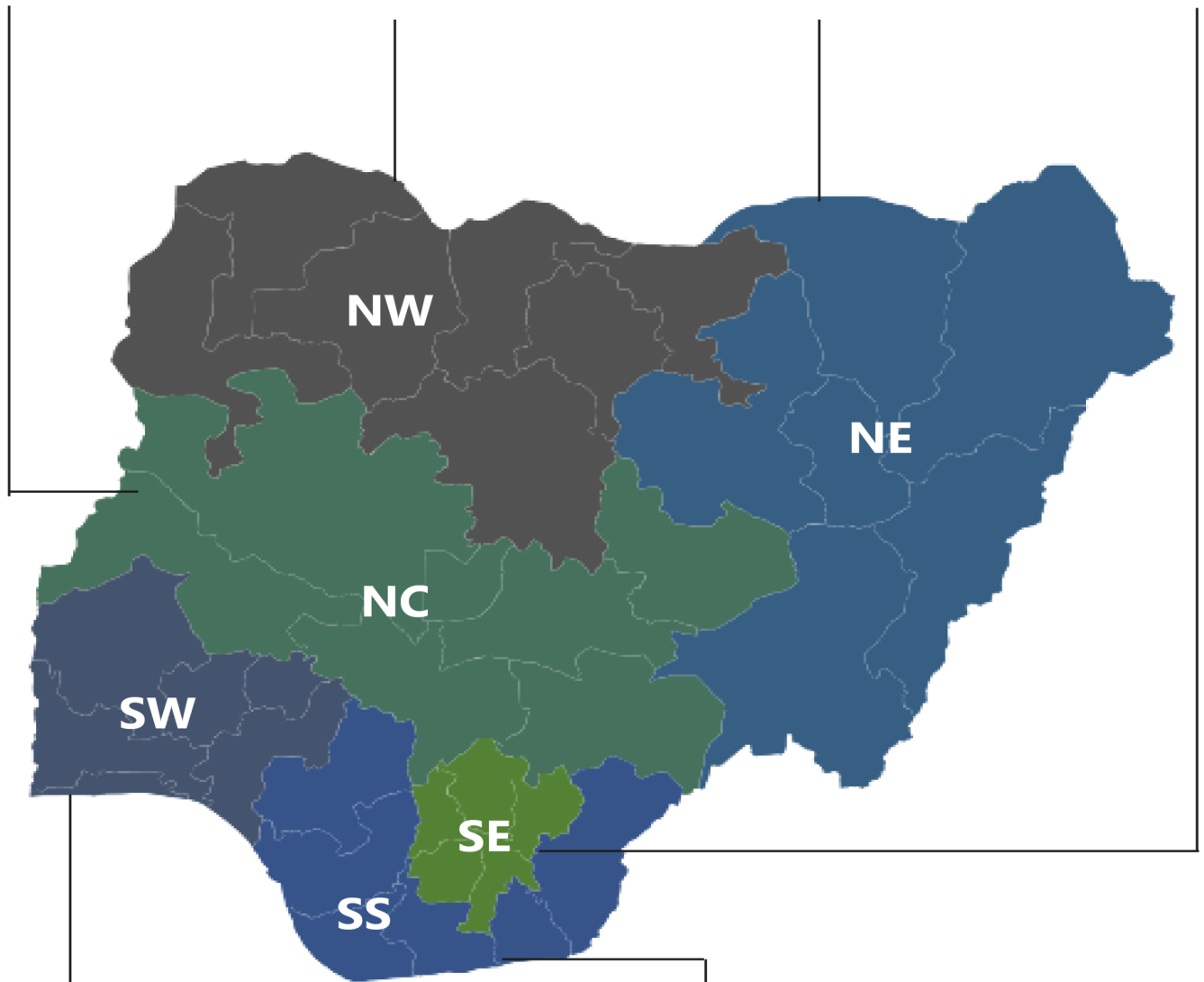
NORTH WEST

20,920,462

NORTH EAST

21,035,433

SOUTH EAST



63,136,089

SOUTH WEST

32,579,619

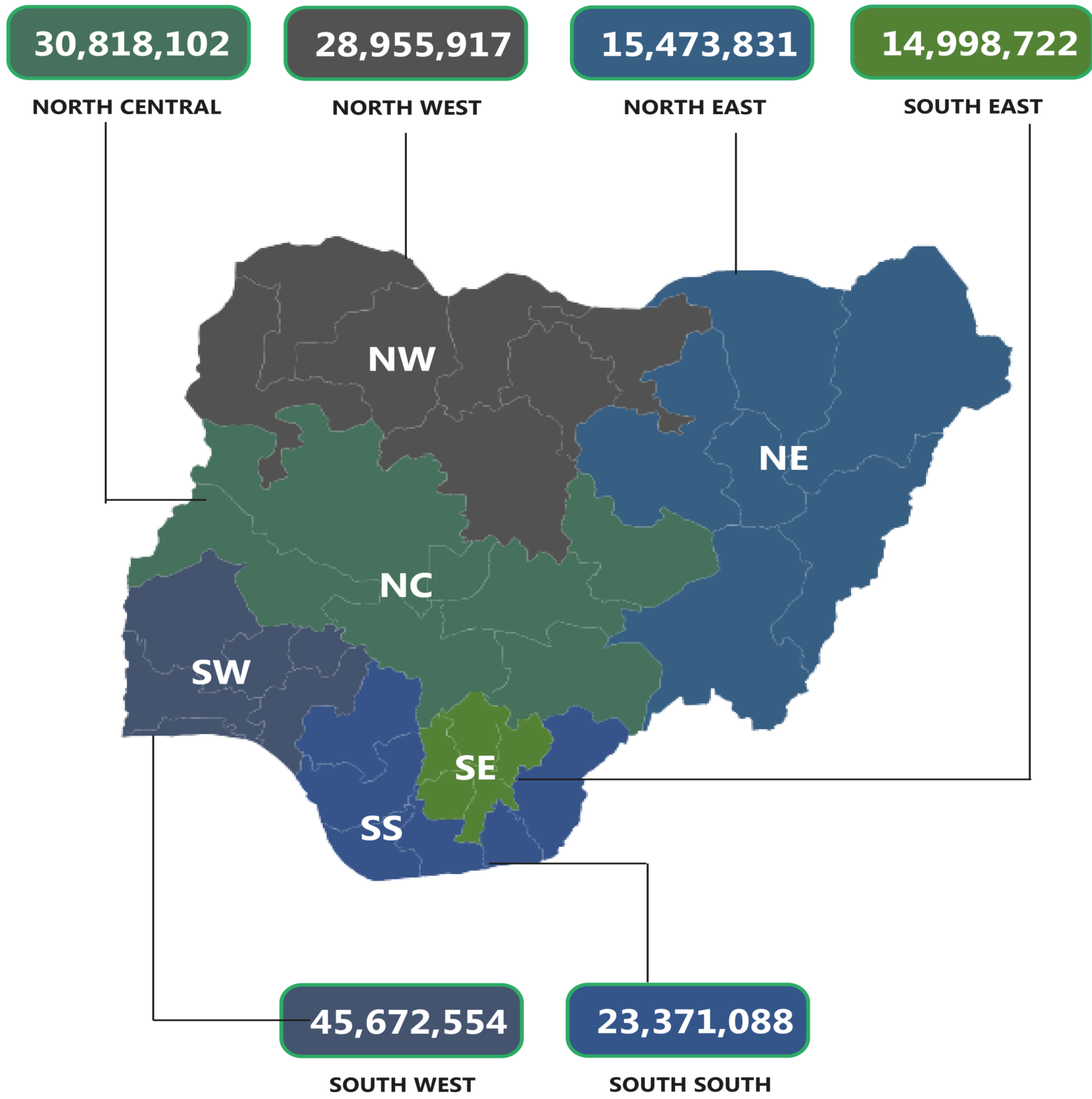
SOUTH SOUTH



NATIONAL BUREAU OF STATISTICS

TELECOMS DATA – Q2 2023

ACTIVE INTERNET SUBSCRIPTION PER ZONE



APPENDIX

ACTIVE VOICE SUBSCRIPTIONS PER STATE AS AT QUARTER 2, 2023

STATE	MTN	GLO	AIRTEL	EMTS	IPNX	MTN FIXED	21ST CENT	GLO FIXED	SMILE	NTEL	Sub-Total
ABIA	1,908,639	721,415	983,073	308,419	-	-	-	-	-	-	3,921,546
ADAMAWA	1,672,360	620,854	1,512,732	156,265	-	-	-	-	-	-	3,962,211
AKWA IBOM	1,523,937	757,437	1,312,256	256,932	-	-	-	-	-	-	3,850,562
ANAMBRA	3,073,936	1,075,492	1,472,821	375,743	-	-	-	-	9,174	-	6,007,166
BAUCHI	2,034,076	530,239	1,648,599	189,451	-	-	-	-	-	-	4,402,365
BAYELSA	603,001	590,090	353,737	54,847	-	-	-	-	-	-	1,601,675
BENUE	1,552,960	2,214,242	1,500,005	269,409	-	-	-	-	-	-	5,536,616
BORNO	1,318,871	540,619	2,056,953	124,771	-	-	-	-	-	-	4,041,214
CROSS RIV- ER	1,199,560	661,341	832,644	214,420	-	1	-	-	-	-	2,907,966
DELTA	3,047,736	2,843,290	1,970,015	229,915	-	-	-	-	6,394	-	8,097,350
EBONYI	842,333	330,189	674,820	64,264	-	-	-	-	-	-	1,911,606
EDO	2,537,756	4,004,543	1,403,146	247,525	-	-	-	3	9,677	-	8,202,650
EKITI	1,156,492	431,229	381,645	23,274	-	-	-	-	-	-	1,992,640
ENUGU	2,026,075	1,323,684	1,000,056	250,651	-	-	-	-	-	-	4,600,466
FCT	3,407,255	4,146,357	2,161,336	879,348	187	3,584	559	285	38,261	244	10,637,416
GOMBE	1,185,188	482,323	886,668	107,408	-	-	-	-	-	-	2,661,587
IMO	2,460,727	887,698	988,713	257,511	-	-	-	-	-	-	4,594,649
JIGAWA	1,365,210	198,723	1,164,823	133,293	-	-	-	-	-	-	2,862,049
KADUNA	3,461,304	2,214,047	3,147,011	666,608	-	-	-	1	57,719	-	9,546,690
KANO	5,282,140	1,006,756	4,659,867	1,180,639	3	2	-	-	129	-	12,129,536
KATSINA	2,427,235	1,289,853	1,786,704	204,635	-	-	-	-	-	-	5,708,427
KEBBI	1,478,998	721,143	948,497	120,486	-	-	-	-	-	-	3,269,124
KOGI	1,419,385	2,544,732	622,886	114,707	-	-	-	-	-	-	4,701,710
KWARA	2,077,775	1,830,689	1,218,461	223,507	-	-	-	-	-	-	5,350,432
LAGOS	8,508,850	7,324,197	7,230,616	3,220,239	695	3,550	84,817	2,391	47,971	431	26,423,757
NASARAWA	1,629,066	1,307,377	1,283,857	320,589	-	-	-	-	-	7	4,540,896
NIGER	2,424,548	2,975,559	1,728,194	403,303	-	-	-	-	-	8	7,531,612
OGUN	4,714,654	3,728,039	3,622,469	911,003	-	-	-	-	-	25	12,976,190
ONDO	2,037,696	2,092,498	778,004	59,278	-	-	-	-	-	-	4,967,476
OSUN	2,306,705	1,838,734	1,013,487	92,350	-	-	-	-	-	-	5,251,276
OYO	3,383,365	4,940,103	2,710,924	454,375	4	3	-	-	35,976	-	11,524,750
PLATEAU	1,900,794	1,023,247	1,101,282	191,730	-	-	-	-	-	-	4,217,053
RIVERS	3,270,901	2,241,681	1,690,594	697,734	52	474	191	4	17,622	163	7,919,416
SOKOTO	1,626,620	733,648	916,857	318,800	-	-	-	-	-	-	3,595,925
TARABA	1,388,642	419,802	1,245,903	118,509	-	-	-	-	-	-	3,172,856
YOBE	1,168,080	208,521	1,274,202	29,426	-	-	-	-	-	-	2,680,229
ZAMFARA	1,240,783	533,137	906,875	107,067	-	-	-	-	-	-	2,787,862
TOTAL	84,663,653	61,333,528	60,190,732	13,578,431	941	7,614	85,567	2,684	222,923	878	220,086,951

ACTIVE INTERNET SUBSCRIPTIONS PER STATE AS AT QUARTER 2, 2023

STATE	MTN	GLO	AIRTEL	EMTS	IPNX	MTN FIXED	21ST CENT	SMILE	NTEL	ISP
ABIA	1,496,291	494,653	690,834	95,735	-	-	-	-	-	-
ADAMA- WA	1,330,846	515,521	1,080,922	33,919	-	-	-	-	-	-
AKWA IBOM	1,208,247	527,211	956,795	73,169	-	-	-	-	-	-
ANAMBRA	2,437,809	735,180	1,046,465	112,966	-	-	-	11,895	-	-
BAUCHI	1,589,845	421,960	1,188,154	36,676	-	-	-	-	-	-
BAYELSA	496,691	403,215	251,486	5,602	-	-	-	-	-	-
BENUE	1,196,048	1,682,837	1,047,134	37,037	-	-	-	-	-	-
BORNO	1,049,600	441,331	1,482,497	28,522	-	-	-	-	-	-
CROSS RIVER	957,087	473,051	587,617	69,299	-	-	-	-	-	-
DELTA	2,477,034	1,895,716	1,429,314	46,561	-	-	-	10,264	-	-
EBONYI	634,083	237,709	453,062	11,114	-	-	-	-	-	-
EDO	2,045,637	2,714,114	1,006,837	63,933	-	-	-	16,880	-	-
EKITI	939,886	304,175	265,763	3,128	-	-	-	-	-	-
ENUGU	1,583,083	892,674	688,402	73,997	-	-	-	-	-	-
FCT	2,874,757	2,922,076	1,619,522	337,974	2,714	125	54	53,053	6,260	-
GOMBE	922,665	388,175	627,048	26,531	-	-	-	-	-	-
IMO	1,915,934	619,020	705,379	62,437	-	-	-	-	-	-
JIGAWA	1,051,687	161,227	832,946	16,945	-	-	-	-	-	-
KADUNA	2,834,863	1,702,602	2,292,089	193,753	-	5	-	67,615	-	-
KANO	4,287,367	901,416	3,319,051	260,216	-	-	-	149	-	-
KATSINA	1,908,304	1,049,921	1,227,508	37,224	-	-	-	-	-	-
KEBBI	1,138,532	548,461	661,312	19,668	-	-	-	-	-	-
KOGI	1,116,797	1,849,501	441,484	13,268	-	-	-	-	-	-
KWARA	1,644,592	1,225,890	831,043	78,316	-	25	-	-	-	-
LAGOS	7,148,979	5,135,250	5,271,785	1,213,223	10,246	706	2,149	82,098	3,940	-
NASSARA- WA	1,324,845	988,584	933,155	80,888	-	-	-	-	98	-
NIGER	1,899,975	2,127,067	1,194,660	76,260	-	-	-	-	18	-
OGUN	3,898,929	2,608,975	2,678,558	284,618	-	-	-	-	90	-
ONDO	1,635,597	1,460,426	540,153	8,812	-	-	-	-	-	-
OSUN	1,842,500	1,245,030	715,703	16,557	-	-	-	-	-	-
OYO	2,713,638	3,481,255	1,949,160	165,692	5	-	-	45,528	-	-
PLATEAU	1,540,995	810,874	809,173	51,003	-	-	-	-	-	-
RIVERS	2,678,221	1,473,214	1,227,222	245,034	716	96	56	28,156	2,613	-
SOKOTO	1,263,538	563,981	639,696	65,200	-	-	-	-	-	-
TARABA	1,056,431	341,313	889,815	26,264	-	-	-	-	-	-
YOBE	905,629	179,615	908,785	1,767	-	-	-	-	-	-
ZAMFARA	889,947	396,885	618,027	5,782	-	-	-	-	-	-
ISP										208,612

D. PORTING ACTIVITIES BY NETWORK QUARTER 2 2023			
S/N	OPERATOR	PORTED-IN	PORTED-OUT
1	MTN	1,545	160
2	GLO	145	559
3	AIRTEL	538	330
4	EMTS	93	1,272
	TOTAL	2,321	2,321

ACTIVE INTERNET SUBSCRIPTIONS PER ZONE AS AT QUARTER 2, 2023

Zones	MTN	GLO	AIRTEL	EMTS	IPNX	MTN FIXED	21ST CENT	SMILE	NTEL	ISP
NORTH CENTRAL	11598009	11606829	6876171	674746	2714	150	54	53053	6376	0
NORTH EAST	6855016	2287915	6177221	153679	0	0	0	0	0	0
NORTH WEST	13374238	5324493	9590629	598788	0	5	0	67764	0	0
SOUTH EAST	8067200	2979236	3584142	356249	0	0	0	11895	0	0
SOUTH SOUTH	9862917	7486521	5459271	503598	716	96	56	55300	2613	0
SOUTH WEST	18179529	14235111	11421122	1692030	10251	706	2149	127626	4030	0

ACTIVE VOICE SUBSCRIPTIONS PER ZONE AS AT QUARTER 2, 2023

Zones	MTN	GLO	AIRTEL	SMILE	IPNX	21ST CENT	MTN FIXED	GLO FIXED	NTEL	EMTS
NORTH CENTRAL	14411783	16042203	9616021	38261	187	559	3584	285	259	2,402,593
NORTH EAST	8767217	2802358	8625057	0	0	0	0	0	0	725,830
NORTH WEST	16882290	6697307	13530634	57848	3	0	2	1	0	2,731,528
SOUTH EAST	10311710	4338478	5119483	9174	0	0	0	0	0	1,256,588
SOUTH SOUTH	12182891	11098382	7562392	33693	52	191	475	7	163	1,701,373
SOUTH WEST	22107762	20354800	15737145	83947	699	84817	3553	2391	456	4,760,519

CONTACT



National Bureau of Statistics

Head Office

Plot 762 Independence Avenue,
Central Business District, Garki
Abuja.

Sunday J. Ichedi

Information Desk

Head, Communication & Public
Relations Department (C&PRD)
Phone: +2348037051701
sjchedi@nigerianstat.gov.ng

Moses Mathew

Statistical Information Officer

Phone: +2347069071157
matmoses@nigerianstat.gov.ng



@nbs_nigeria



NBSNigeria



nbs_nigeria

