



NATIONAL BUREAU OF STATISTICS

# Nigerian Domestic & Foreign Debt

(Q3 2023)

Report Date: December 2023

# CONTENTS

Key Highlights .....	1
Methodology .....	2
Total Public Debt Stock .....	3
State External & Domestic Debt Stock .....	4
Appendix .....	7
Contact .....	9

## KEY HIGHLIGHTS

- Nigeria's public debt stock which includes external and domestic debt stood at N87.91 trillion (US\$114.35 billion) in Q3 2023 from N87.38 trillion (US\$ 113.42 billion) in Q2 2023, indicating a growth rate of 0.61% on a quarter-on-quarter basis.
- Total external debt stood at N31.98 trillion (US\$41.59 billion) in Q3 2023, while total domestic debt was N55.93 trillion (US\$72.76 billion).
- The share of external debt (in naira value) to total public debt was 36.38% in Q3 2023, while the share of domestic debt (in naira value) to total public debt was 63.62%.
- Lagos state recorded the highest domestic debt in Q3 2023 with N960.50 billion, followed by Delta with N371.49 billion.
- Jigawa state recorded the lowest domestic debt with N42.89 billion, followed by Kebbi with N60.88 billion.

# METHODOLOGY

Data is provided by the Debt Management Office (DMO), verified and validated by the National Bureau of Statistics (NBS).

**Please note:**

(i) External Debts are only published by the DMO bi-annually i.e. Q2 and Q4 only.

# TOTAL PUBLIC DEBT STOCK (Q3 2023)



## TOTAL EXTERNAL DEBT

Amount Outstanding (=N=Million)




Q3 2023

31,980,000.00

## TOTAL DOMESTIC DEBT

Amount Outstanding (=N=Million)



Q3 2023

55,930,000.00

## TOTAL PUBLIC DEBT

Amount Outstanding (=N=Million)




Q3 2023

87,910,000.00

## TOTAL EXTERNAL DEBT

Amount Outstanding (US\$ Million)




Q3 2023

41,590.00

## TOTAL DOMESTIC DEBT

Amount Outstanding (US\$ Million)



Q3 2023

72,760.00

## TOTAL PUBLIC DEBT

Amount Outstanding (US\$ Million)



Q3 2023

114,350.00

# STATE EXTERNAL AND DOMESTIC DEBT STOCK



Q3 2023

STATE	 EXTERNAL DEBT STOCK	 DOMESTIC DEBT STOCK (N)
Abia	—	138,779,101,794.33
Adamawa	—	122,595,678,048.29
Akwa Ibom	—	193,446,271,585.84
Anambra	—	73,718,638,716.80
Bauchi	—	162,488,581,980.58
Bayelsa	—	129,328,376,630.98
Benue	—	187,181,205,478.46
Borno	—	102,037,988,620.96
Cross River	—	212,038,531,997.39
Delta	—	371,485,618,063.33
Ebonyi	—	73,604,871,385.86
Edo	—	126,256,318,266.05
Ekiti	—	112,396,388,391.52
Enugu	—	92,213,239,076.87

# STATE EXTERNAL AND DOMESTIC DEBT STOCK



Q3 2023

STATE	 EXTERNAL DEBT STOCK	 DOMESTIC DEBT STOCK (N)
Gombe	—	135,683,429,122.99
Imo	—	218,897,353,079.45
Jigawa	—	42,890,049,833.19
Kaduna	—	86,585,306,405.17
Kano	—	122,361,942,618.03
Katsina	—	99,313,694,044.20
Kebbi	—	60,875,509,315.16
Kogi	—	92,316,050,130.58
Kwara	—	106,958,721,385.79
Lagos	—	960,495,545,836.25
Nasarawa	—	71,299,252,171.67
Niger	—	120,194,501,378.00
Ogun	—	293,204,959,775.19
Ondo	—	72,752,342,331.73

# STATE EXTERNAL AND DOMESTIC DEBT STOCK



Q3 2023

STATE	 EXTERNAL DEBT STOCK	 DOMESTIC DEBT STOCK (N)
Osun	—	145,271,391,259.26
Oyo	—	161,767,716,994.95
Plateau	—	169,475,938,731.46
Rivers	—	232,576,206,164.34
Sokoto	—	91,378,838,114.39
Taraba	—	82,107,303,220.07
Yobe	—	91,790,015,159.97
Zamfara	—	96,768,166,282.14
FCT	—	88,507,060,127.36
TOTAL	—	5,741,042,103,518.56



## APPENDIX

	<b>Q3 2023</b>
<b>Debt Category</b>	<b>Amount Outstanding (US\$'M)</b>
<b>Total External Debt</b>	<b>41,590.00</b>
FGN Only	
States & FCT	
<b>Total Domestic Debt</b>	<b>72,760.00</b>
FGN Only	65,290.00
States & FCT	7,470.00
<b>Total Public Debt(A + B)</b>	<b>114,350.00</b>

	<b>Q3 2023</b>
<b>Debt Category</b>	<b>Amount Outstanding (NM)</b>
<b>Total External Debt</b>	<b>31,980,000.00</b>
FGN Only	
States & FCT	
<b>Total Domestic Debt</b>	<b>55,930,000.00</b>
FGN Only	50,190,000.00
States & FCT	5,740,000.00
<b>Total Public Debt(A+B)</b>	<b>87,910,000.00</b>

**DOMESTIC DEBT AND EXTERNAL DEBT DATA FOR THE 36 STATES OF THE FEDERATION  
AND THE FEDERAL CAPITAL TERRITORY**

**Q3 2023**

		<b>Q3 2023</b>
<b>S/N</b>	<b>STATE</b>	
1	ABIA	138,779,101,794.33
2	ADAMAWA	122,595,678,048.29
3	AKWA IBOM	193,446,271,585.84
4	ANAMBRA	73,718,638,716.80
5	BAUCHI	162,488,581,980.58
6	BAYELSA	129,328,376,630.98
7	BENUE	187,181,205,478.46
8	BORNO	102,037,988,620.96
9	CROSS RIVER	212,038,531,997.39
10	DELTA	371,485,618,063.33
11	EBONYI	73,604,871,385.86
12	EDO	126,256,318,266.05
13	EKITI	112,396,388,391.52
14	ENUGU	92,213,239,076.87
15	GOMBE	135,683,429,122.99
16	IMO	218,897,353,079.45
17	JIGAWA	42,890,049,833.19
18	KADUNA	86,585,306,405.17
19	KANO	122,361,942,618.03
20	KATSINA	99,313,694,044.20
21	KEBBI	60,875,509,315.16
22	KOGI	92,316,050,130.58
23	KWARA	106,958,721,385.79
24	LAGOS	960,495,545,836.25
25	NASARAWA	71,299,252,171.67
26	NIGER	120,194,501,378.00
27	OGUN	293,204,959,775.19
28	ONDO	72,752,342,331.73
29	OSUN	145,271,391,259.26
30	OYO	161,767,716,994.95
31	PLATEAU	169,475,938,731.46
32	RIVERS	232,576,206,164.34
33	SOKOTO	91,378,838,114.39
34	TARABA	82,107,303,220.07
35	YOBE	91,790,015,159.97
36	ZAMFARA	96,768,166,282.14
37	FCT	88,507,060,127.36
	<b>Total</b>	<b>5,741,042,103,518.56</b>

# CONTACT



**National Bureau of Statistics**  
Head Office

Plot 762 Independence Avenue,  
Central Business District, Garki  
Abuja.

**Mr. Ichedi S.J.**  
Information Desk

Director, Communication & Public  
Relations Department (C&PRD)  
Phone: +2348037051701  
sjichedi@nigerianstat.gov.ng

**Moses Mathew**  
Statistical Information Officer

Phone: +2347069071157  
matmoses@nigerianstat.gov.ng



@nbsnigeria



NBSNigeria



nbs\_nigeria

