



NATIONAL BUREAU OF STATISTICS

Transport Fare Watch

(NOVEMBER 2023)



Report Date: December 2023

Data Source: National Bureau of Statistics (NBS)

CONTENT

Methodology	3
Executive Summary	4
Average Transport Fare Across States	
- States Bus Journey Within City, Per Drop Constant Route	6
- States Bus Journey Intercity, State Route, Charge per person	7
- Air Fare Charge for Specified Routes Single Journey	8
- Journey by Motorcycle (Okada) Per Drop	9
- Waterway Passenger Transport	10
Average Transport Fare by Categories - All Zones	
North Central.....	11
North East.....	12
North West.....	13
South East	14
South West	15
South-South.....	16
Appendix	17
Contact	19

METHODOLOGY

Fieldwork is done solely by over 700 NBS Staff in all States of the federation supported by supervisors who are monitored by internal and external observers.

Prices are collected across all the 774 local governments across all States and the FCT from over 10,000 respondents and locations and reflect actual fare households state they actually paid for those services.

The average of all these fares is then reported for each state and the average for the country is the average for the state.

NBS audit team subsequently conducts randomly selected verification of fares recorded.

EXECUTIVE SUMMARY

Transport Fare Watch for November 2023 covers the following categories: bus journey within the city per drop constant route; bus journey intercity (state route) charge per person; air fare charge for specified routes single journey; journey by motorcycle (Okada) per drop; and water way passenger transport.

The average fare paid by commuters for bus journeys within the city per drop decline to -6.23% from N1,117.30 in October to N1,047.63 in November 2023. On a year-on-year basis, it rose by 64.44% from N637.10 in November 2022. In another category, the average fare paid by commuters for bus journey intercity per drop was N6,206.53 in November 2023, indicating an increase of 5.45% on a month-on-month basis compared to N5,885.68 in October 2023. On a year-on-year basis, the fare rose by 61.27% from N3,848.48 in November 2022.

In air travel, the average fare paid by air passengers for specified routes single journey was N81,334.05 in November 2023, showing an increase of 3.24% while compared to previous month (October 2023). On a year-on-year basis, the fare rose by 11.01% from N73,270.27 in November 2022. The average transport fare paid on Okada transportation was N473.13 in November 2023 which declined by 6.74% when compared with the value recorded in October 2023 (N507.30). On a year-on-year basis, the fare rose by 3.07% when compared with November 2022 (N459.02). For water transport (waterway passenger transportation), the average fare paid in November 2023 decreased to N1,352.70 from N1,395.68 which indicates a decrease of -3.08% on monthly basis. On a year-on-year basis, it increased by 34.42% from N1,006.33 in November 2022.

On state profile analysis, for intercity bus travel (state route charged per person fare), the highest fare was recorded in Adamawa, Anambra and Gombe with N8,000.00, followed by Abuja with N7,550.00. The least fare was recorded in Zamfara with N4,000.00, followed by Kwara with N4,500.00. Taraba state recorded the highest bus journey within the city (per drop constant route) in November 2023 with N1,500.00 followed by Bauchi with N1,450.00. On the other hand, Adamawa state recorded the least with N650.00, followed by Sokoto with N750.00. Similarly, Delta recorded the highest air transport charges (for specified routes single journeys) with N87,000.00, followed by Taraba with N86,100.00. Conversely, Abia recorded the least fare with N70,100.00, followed by Benue with N75,000.00.

Also, Lagos state had the highest motorcycle transport fare in November 2023 with N850.00, followed by Ondo with N762.50. The least fare was recorded in Anambra with N250.00, while Sokoto, Niger, Ogun, Bayelsa, Kebbi, Ondo and Edo follow with N300.00. Similarly, water transport fare was highest in Bayelsa with N4,500.00, followed by Rivers and Delta with N4,000.00, while the least fare was recorded in Borno with N400.00, followed by Gombe with N500.00.

For Analysis by zone in November 2023, transport fares of bus journeys within the city recorded the highest in the North-East with N1,116.67, followed by the South-South with N1,108.33, while the South-West recorded the least with N985.42. In terms of bus journey intercity, the South-East had the highest fare with N6,530.00 followed by the North-East with N6,394.44, while North-Central recorded the least with N5,750.00. Air transportation in November 2023, the South-South recorded the highest fare with N83,768.33, followed by the North-East with N82,300.00. while the North-Central had the least with N77,257.14. Also, commuters on a motorcycle (Okada) paid the highest fare in the South-West with N527.08 and North-East with N507.22, while the North-West recorded the least with N392.86. The South -South zone had the highest fare on water transport with N3,466.66, followed by the South-West with N1,333.33, while the North-East had the least with N750.00.

TRANSPORT FARE WATCH - NOVEMBER 2023

Average Transport Fare Across States

-Bus Journey Within City , Per Drop Constant Route



YoY = 64.44%

N637.10

NOVEMBER 2022



MoM = -6.23%

N1,117.30

OCTOBER 2023

STATES WITH THE HIGHEST AVERAGE PRICES

TARABA

N1,500.00

BAUCHI

N1,450.00

FCT

N1,400.00

STATES WITH THE LOWEST AVERAGE PRICES

ADAMAWA

N650.00

SOKOTO

N750.00

ABIA

N800.00

TRANSPORT FARE WATCH - NOVEMBER 2023

Average Transport Fare Across States


-Bus Journey Intercity, State Route, Charge Per Person



YoY = 61.27%

N3,848.48

NOVEMBER 2022



N6,206.53

NOVEMBER 2023



MoM = 5.45%

N5,885.68

OCTOBER 2023

STATES WITH THE HIGHEST AVERAGE PRICES

ADAMAWA **N8,000.00**

FCT **N7,550.00**

DELTA **N7,500.00**

STATES WITH THE LOWEST AVERAGE PRICES

ZAMFARA **N4,000.00**

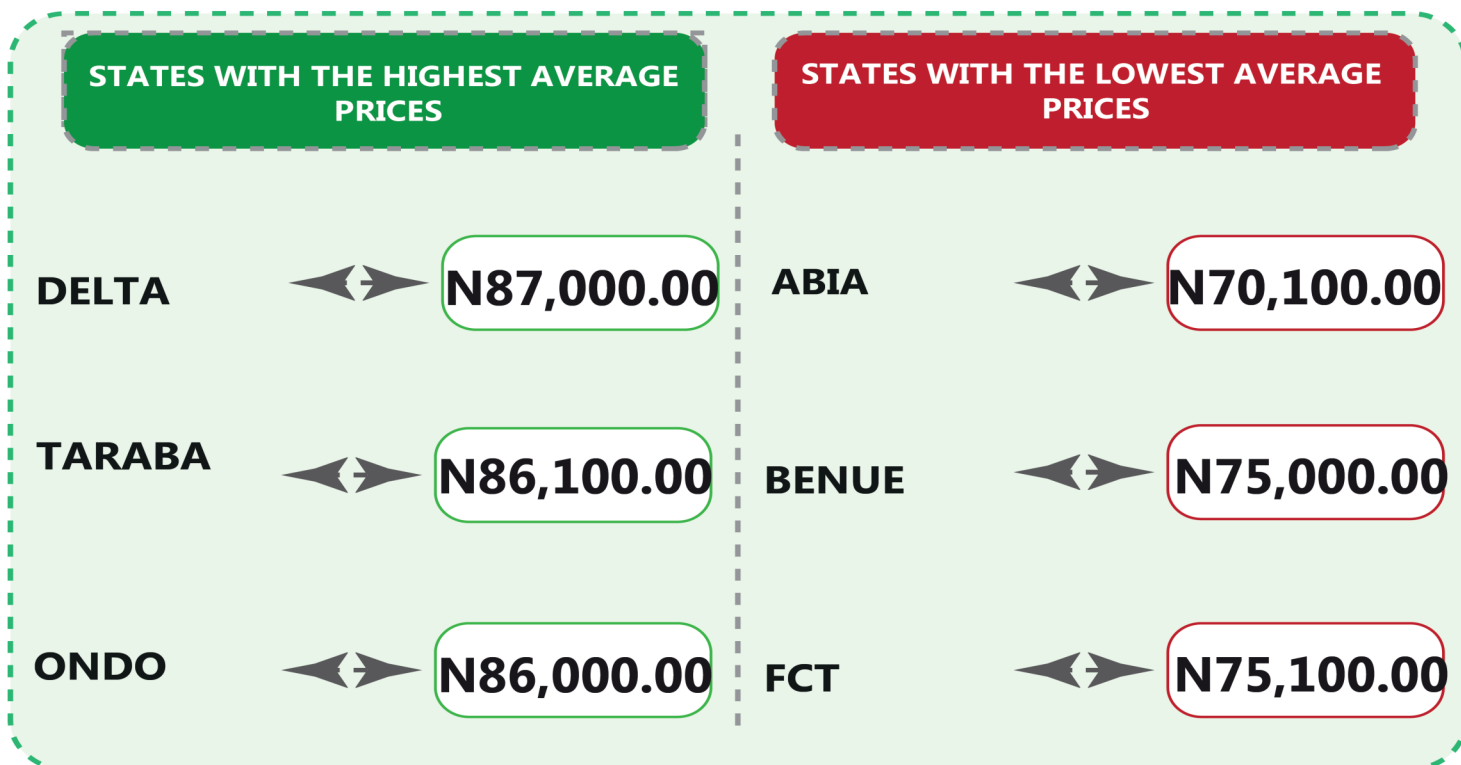
KWARA **N4,500.00**

YOBE **N5,000.00**

TRANSPORT FARE WATCH - NOVEMBER 2023

Average Transport Fare Across States

-Air Fare Charge For Specified Routes Single Journey



TRANSPORT FARE WATCH - NOVEMBER 2023

Average Transport Fare Across States
-Journey by Motorcycle (Okada) Per Drop



YoY = **3.07%**

N459.02

NOVEMBER 2022



MoM = **-6.74%**

N507.30

OCTOBER 2023

N473.13

NOVEMBER 2023

STATES WITH THE HIGHEST AVERAGE PRICES

LAGOS



N850.00

ONDO



N762.50

CROSS RIVER



N700.00

STATES WITH THE LOWEST AVERAGE PRICES

ANANBRA



N250.00

SOKOTO



N300.00

KATSINA



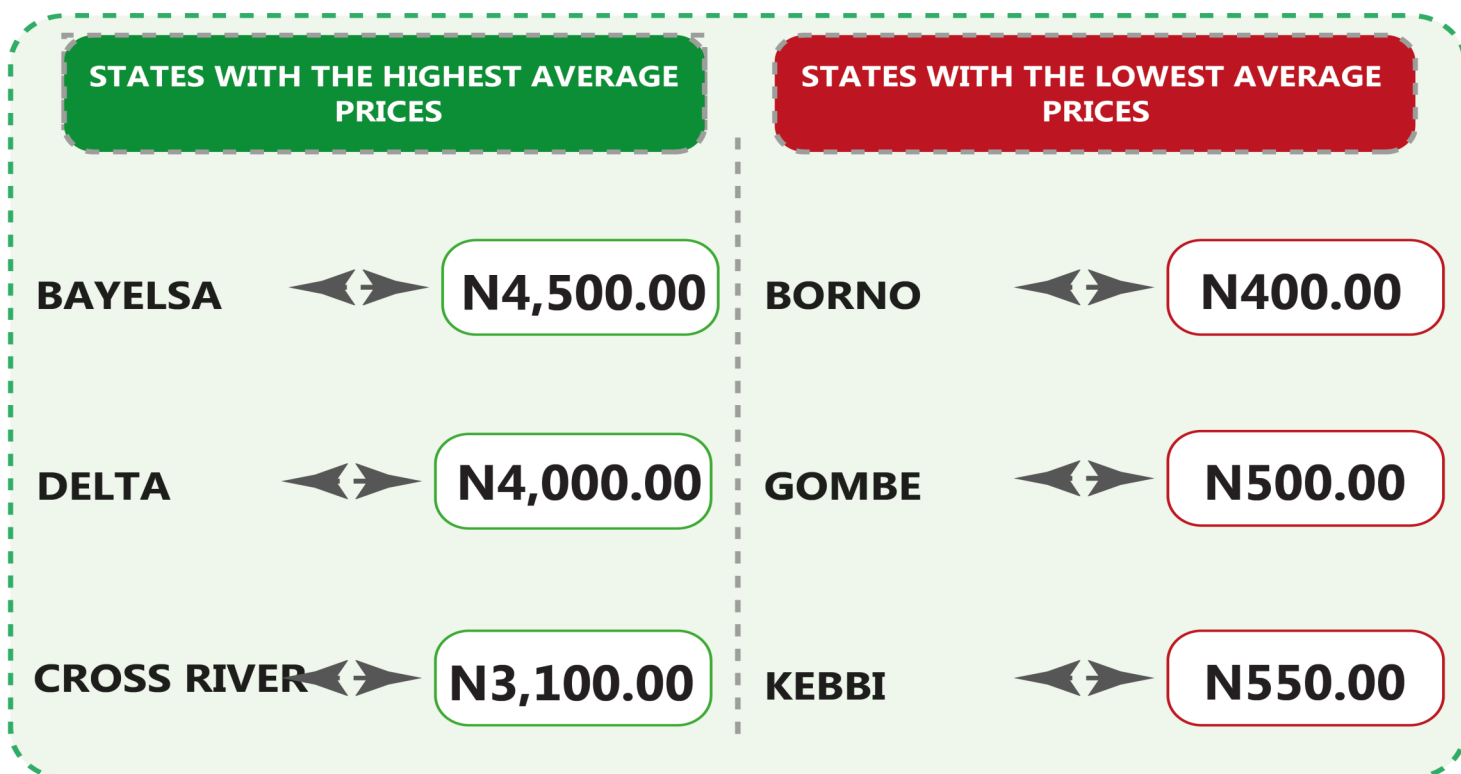
N350.00

TRANSPORT FARE WATCH - NOVEMBER 2023

Average Transport Fare Across States
-Waterway Passenger Transport



Lorem ipsum



TRANSPORT FARE WATCH - NOVEMBER 2023

Average Transport Fare by Categories
NORTH CENTRAL



BUS JOURNEY WITHIN CITY, PER DROP CONSTANT ROUTE



BUS JOURNEY INTERCITY, STATE ROUTE, CHARGE PER PERSON



AIR FARE CHARGE FOR SPECIFIED ROUTES SINGLE JOURNEY



JOURNEY BY MOTORCYCLE (OKADA) PER DROP



WATER TRANSPORT: WATER WAY PASSENGER TRANSPORTATION



TRANSPORT FARE WATCH - NOVEMBER 2023

Average Transport Fare by Categories NORTH EAST



BUS JOURNEY WITHIN CITY, PER DROP CONSTANT ROUTE



BUS JOURNEY INTERCITY, STATE ROUTE, CHARGE PER PERSON



AIR FARE CHARGE FOR SPECIFIED ROUTES SINGLE JOURNEY



JOURNEY BY MOTORCYCLE (OKADA) PER DROP



WATER TRANSPORT: WATER WAY PASSENGER TRANSPORTATION



TRANSPORT FARE WATCH - NOVEMBER 2023

Average Transport Fare by Categories NORTH WEST



BUS JOURNEY WITHIN CITY, PER DROP CONSTANT ROUTE



BUS JOURNEY INTERCITY, STATE ROUTE, CHARGE PER PERSON



AIR FARE CHARGE FOR SPECIFIED ROUTES SINGLE JOURNEY



JOURNEY BY MOTORCYCLE (OKADA) PER DROP



WATER TRANSPORT: WATER WAY PASSENGER TRANSPORTATION



TRANSPORT FARE WATCH - NOVEMBER 2023

Average Transport Fare by Categories SOUTH EAST



BUS JOURNEY WITHIN CITY, PER DROP CONSTANT ROUTE



BUS JOURNEY INTERCITY, STATE ROUTE, CHARGE PER PERSON



AIR FARE CHARGE FOR SPECIFIED ROUTES SINGLE JOURNEY



JOURNEY BY MOTORCYCLE (OKADA) PER DROP



WATER TRANSPORT: WATER WAY PASSENGER TRANSPORTATION



TRANSPORT FARE WATCH - NOVEMBER 2023

Average Transport Fare by Categories SOUTH WEST



BUS JOURNEY WITHIN CITY, PER DROP CONSTANT ROUTE



BUS JOURNEY INTERCITY, STATE ROUTE, CHARGE PER PERSON



AIR FARE CHARGE FOR SPECIFIED ROUTES SINGLE JOURNEY



JOURNEY BY MOTORCYCLE (OKADA) PER DROP



WATER TRANSPORT: WATER WAY PASSENGER TRANSPORTATION



TRANSPORT FARE WATCH - NOVEMBER 2023

Average Transport Fare by Categories SOUTH SOUTH



BUS JOURNEY WITHIN CITY, PER DROP CONSTANT ROUTE



BUS JOURNEY INTERCITY, STATE ROUTE, CHARGE PER PERSON



AIR FARE CHARGE FOR SPECIFIED ROUTES SINGLE JOURNEY



JOURNEY BY MOTORCYCLE (OKADA) PER DROP



WATER TRANSPORT: WATER WAY PASSENGER TRANSPORTATION



APPENDIX

Zone	Average of Nov-22	Average of Oct-23	Average of Nov-23	MoM	YoY
Air fare charg.for specified routes single journey	73,270.27	78,778.38	81,334.05	3.24	11.01
NORTH CENTRAL	71,428.57	73,564.29	77,257.14	5.02	8.16
NORTH EAST	72,850.00	81,300.00	82,300.00	1.23	12.97
NORTH WEST	72,928.57	79,557.14	82,035.71	3.12	12.49
SOUTH EAST	74,520.00	78,350.00	81,340.00	3.82	9.15
SOUTH SOUTH	74,166.67	81,500.00	83,768.33	2.78	12.95
SOUTH WEST	74,300.00	79,066.67	81,866.67	3.54	10.18
Bus journey intercity, state route, charg. per per	3,848.48	5,885.68	6,206.53	5.45	61.27
NORTH CENTRAL	3,783.69	5,430.00	5,750.00	5.89	51.97
NORTH EAST	3,968.05	6,123.33	6,394.44	4.43	61.15
NORTH WEST	3,661.36	5,810.00	6,035.71	3.88	64.85
SOUTH EAST	3,772.02	6,270.00	6,530.00	4.15	73.12
SOUTH SOUTH	3,756.44	5,741.67	6,375.00	11.03	69.71
SOUTH WEST	4,178.57	6,091.67	6,312.50	3.63	51.07
Bus journey within city , per drop constant rou	637.10	1,117.30	1,047.64	- 6.23	64.44
NORTH CENTRAL	637.35	1,092.86	1,028.57	- 5.88	61.38
NORTH EAST	690.00	1,155.00	1,116.67	- 3.32	61.84
NORTH WEST	634.48	1,114.29	1,042.86	- 6.41	64.36
SOUTH EAST	604.23	1,100.00	1,000.00	- 9.09	65.50
SOUTH SOUTH	657.43	1,216.67	1,108.33	- 8.90	68.59
SOUTH WEST	594.02	1,026.67	985.42	- 4.02	65.89
Journey by motorcycle (okada) per drop	459.02	507.30	473.13	- 6.74	3.07
NORTH CENTRAL	523.28	528.57	471.43	- 10.81	- 9.91
NORTH EAST	505.98	526.67	507.22	- 3.69	0.25
NORTH WEST	328.62	421.43	392.86	- 6.78	19.55
SOUTH EAST	482.49	530.00	470.00	- 11.32	- 2.59
SOUTH SOUTH	416.20	510.00	483.33	- 5.23	16.13
SOUTH WEST	512.50	541.67	527.08	- 2.69	2.85
Water transport : water way passenger transportat	1,006.33	1,395.68	1,352.70	- 3.08	34.42
NORTH CENTRAL	766.67	975.71	950.00	- 2.64	23.91
NORTH EAST	645.70	775.00	750.00	- 3.23	16.15
NORTH WEST	710.79	864.29	800.00	- 7.44	12.55
SOUTH EAST	700.38	896.00	900.00	0.45	28.50
SOUTH SOUTH	2,351.03	3,618.33	3,466.67	- 4.19	47.45
SOUTH WEST	901.64	1,320.00	1,333.33	1.01	47.88

State	Air fare charg.for speci- fied routes single journey	Bus journey intercity, state route, charg. per per	Bus journey within city , per drop con- stant rou	Journey by mo- torcycle (okada) per drop	Water transport : water way passenger transpor- tat
ABIA	70,100.00	6,000.00	800.00	400.00	650.00
ABUJA	75,100.00	7,550.00	1,400.00	600.00	600.00
ADAMAWA	82,100.00	8,000.00	650.00	400.00	1,250.00
AKWA IBOM	85,500.00	7,500.00	1,200.00	450.00	2,100.00
ANAMBRA	85,100.00	8,000.00	1,100.00	250.00	800.00
BAUCHI	81,000.00	5,600.00	1,450.00	510.00	950.00
BAYELSA	85,550.00	5,600.00	950.00	300.00	4,500.00
BENUE	75,000.00	6,000.00	1,000.00	550.00	950.00
BORNO	81,500.00	6,600.00	1,000.00	450.00	400.00
CROSS RIVER	81,500.00	6,500.00	1,100.00	700.00	3,100.00
DELTA	87,000.00	7,500.00	1,100.00	600.00	4,000.00
EBONYI	81,000.00	6,100.00	900.00	650.00	1,100.00
EDO	81,560.00	5,000.00	1,200.00	300.00	3,100.00
EKITI	80,100.00	6,550.00	1,000.00	350.00	900.00
ENUGU	85,500.00	6,550.00	1,100.00	400.00	1,000.00
GOMBE	82,100.00	8,000.00	1,200.00	500.00	500.00
IMO	85,000.00	6,000.00	1,100.00	650.00	950.00
JIGAWA	80,250.00	6,150.00	1,400.00	400.00	950.00
KADUNA	81,000.00	6,500.00	1,100.00	500.00	800.00
KANO	85,500.00	7,000.00	850.00	500.00	750.00
KATSINA	82,000.00	6,550.00	1,200.00	350.00	900.00
KEBBI	83,500.00	6,550.00	900.00	300.00	550.00
KOGI	81,000.00	6,000.00	900.00	450.00	1,400.00
KWARA	80,000.00	4,500.00	950.00	450.00	1,250.00
LAGOS	85,000.00	7,000.00	1,100.00	850.00	1,600.00
NASARAWA	78,700.00	5,500.00	900.00	450.00	800.00
NIGER	75,500.00	5,500.00	850.00	300.00	750.00
OGUN	80,100.00	5,750.00	900.00	300.00	2,200.00
ONDO	86,000.00	5,725.00	1,062.50	762.50	1,500.00
OSUN	79,000.00	6,350.00	900.00	400.00	900.00
OYO	81,000.00	6,500.00	950.00	500.00	900.00
PLATEAU	75,500.00	5,200.00	1,200.00	500.00	900.00
RIVERS	81,500.00	6,150.00	1,100.00	550.00	4,000.00
SOKOTO	81,000.00	5,500.00	750.00	300.00	900.00
TARABA	86,100.00	5,166.67	1,500.00	633.33	700.00
YOBE	81,000.00	5,000.00	900.00	550.00	700.00
ZAMFARA	81,000.00	4,000.00	1,100.00	400.00	750.00
Grand Total	81,334.05	6,206.53	1,047.64	473.13	1,352.70

CONTACT



National Bureau of Statistics

Head Office

No 1, Wole Olanipekun Street,
Formerly, Plot 762 Independence
Avenue
Off Constitution Avenue,
CBD, Abuja, F. C. T.

Mr. Ichedi S.J

Information Desk

Head, Communication & Public
Relations Department (C&PRD)
Phone: +2348037051701
sjchedi@nigerianstat.gov.ng

Moses Mathew

Statistical Information Officer

Phone: +2347069071157
matmoses@nigerianstat.gov.ng

Dr A.A. Ayo

Head Prices Division

Phone: +2348036082904
anthonyayo@nigerianstat.gov.ng



@nbs_nigeria



NBSNigeria



nbs_nigeria

