



NATIONAL BUREAU OF STATISTICS

Liquefied Petroleum Gas (Cooking Gas) Price Watch

NOVEMBER 2023)

Report Date: December 2023

Data Source: National Bureau of Statistics (NBS)

CONTENT

Methodology	3
Executive Summary	4
Average Cooking Gas Prices across States – 5KG Refilling	5
Average Cooking Gas Prices across Zones – 5KG Refilling	6
12 Month Average Prices – 5KG Refilling	7
Average Cooking Gas Prices across States – 12.5KG Refilling	8
Average Cooking Gas Prices across Zones – 12.5KG Refilling	9
12 Month Average Prices – 12.5KG Refilling	10
Appendix	11
Contact	13

METHODOLOGY

Fieldwork is done solely by over 700 NBS Staff in all the States of the federation, supported by supervisors whom internal and external observers monitor.

Gas Prices are collected across all the 774 local governments across all States and the FCT from over 10,000 respondents and outlets and the estimates reflect the weights derived from estimates of household expenditures on gas and the actual prices households bought different KG of gases.

The average prices are reported for each state and the country.

The NBS audit team subsequently conducts randomly selected verification of prices recorded.

EXECUTIVE SUMMARY

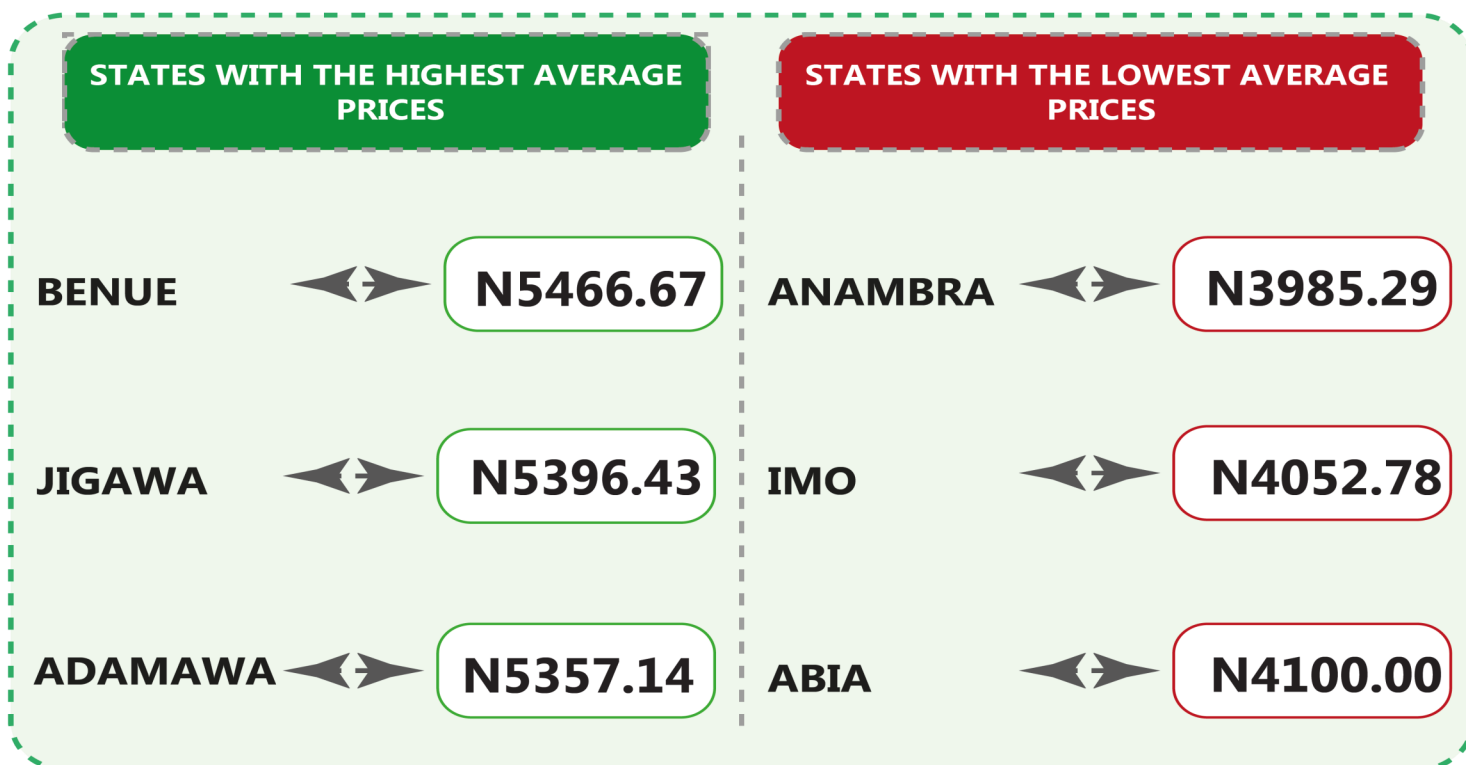
The average retail price for refilling a 5kg Cylinder of Liquefied Petroleum Gas (Cooking Gas) increased by 5.82% on a month-on-month basis from N4,562.51 recorded in October 2023 to N4,828.18 in November 2023. On a year-on-year basis, this increased by 6.13% from N4,549.14 in November 2022. On state profile analysis, Benue recorded the highest average price for refilling a 5kg Cylinder of Liquefied Petroleum Gas (Cooking Gas) with N5,466.67, followed by Jigawa with N5,396.43, and Adamawa with N5,357.14. On the other hand, Anambra recorded the lowest price with N3,985.29, followed by Imo and Abia with N4,052.78 and N4,100.00 respectively. In addition, analysis by zone showed that the North-East recorded the highest average retail price for refilling a 5kg Cylinder of Liquefied Petroleum Gas (Cooking Gas) with N5,029.25, followed by the North-West with N4,999.34, while the South-East recorded the lowest with N4,083.52.

Also, the average retail price for refilling a 12.5kg Cylinder of Liquefied Petroleum Gas (Cooking Gas) increased by 5.78% on a month-on-month basis from N10,545.87 in October 2023 to N11,155.15 in November 2023. On a year-on-year basis, this rose by 9.57% from N10,180.88 in November 2022. On state profile analysis, Delta recorded the highest average retail price for the refilling of a 12.5kg Cylinder of Liquefied Petroleum Gas (Cooking Gas) with N12,875.00, followed by Kogi with N12,615.83 and Cross River with N12,583.33. Conversely, the lowest average price was recorded in Zamfara with N9,724.75, followed by Gombe and Imo with N9,800.00 and N9,887.50 respectively. Analysis by zone showed that the South-South recorded the highest average retail price for refilling a 12.5kg Cylinder of Liquefied Petroleum Gas (Cooking Gas) with N12,103.39, followed by the North-Central with N11,365.54, while the South-East recorded the lowest price with N10,334.08.

LIQUEFIED PETROLEUM GAS (COOKING GAS)

PRICE WATCH - NOVEMBER 2023

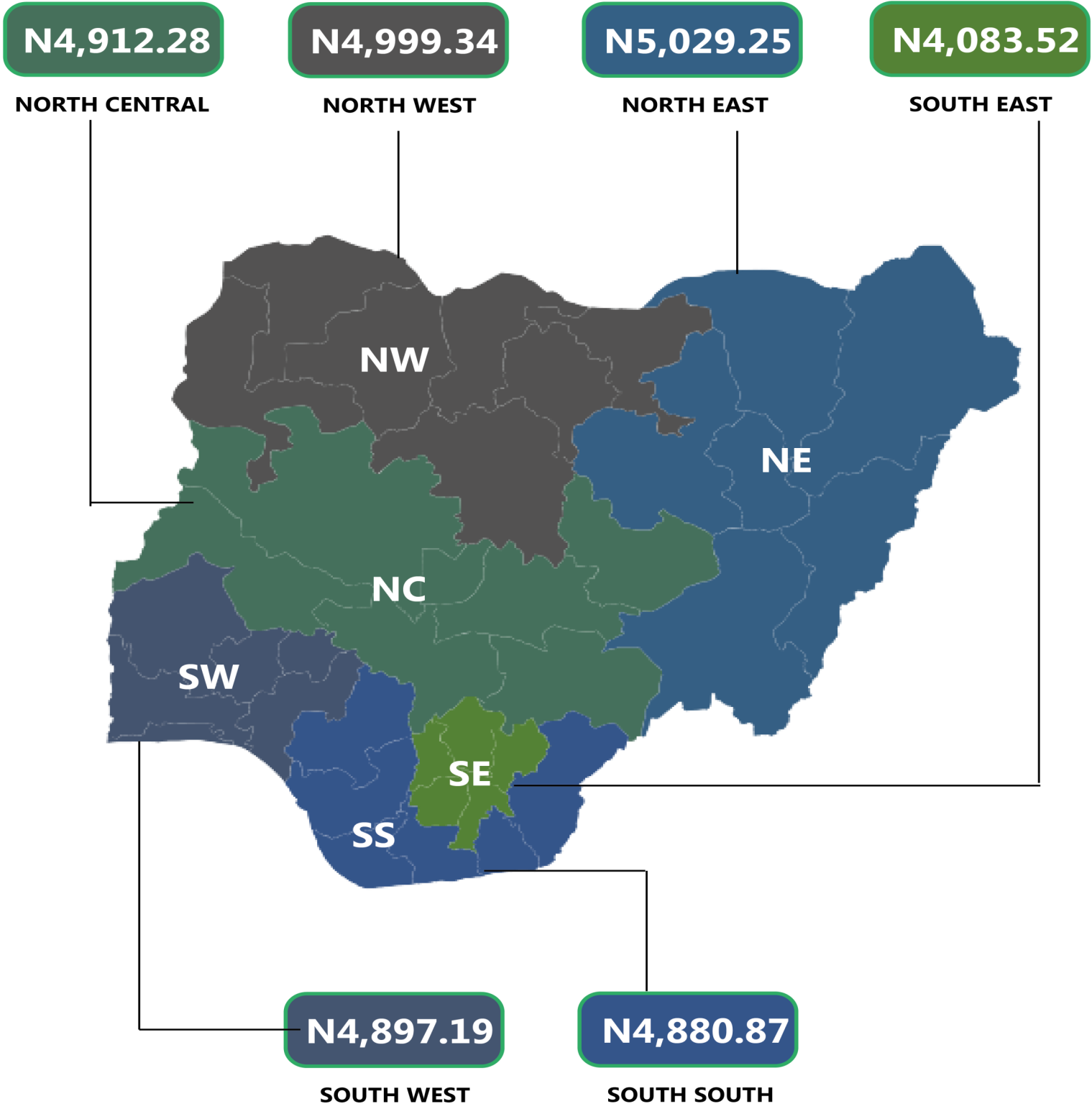
Average Cooking Gas Prices Across States – 5KG Refilling



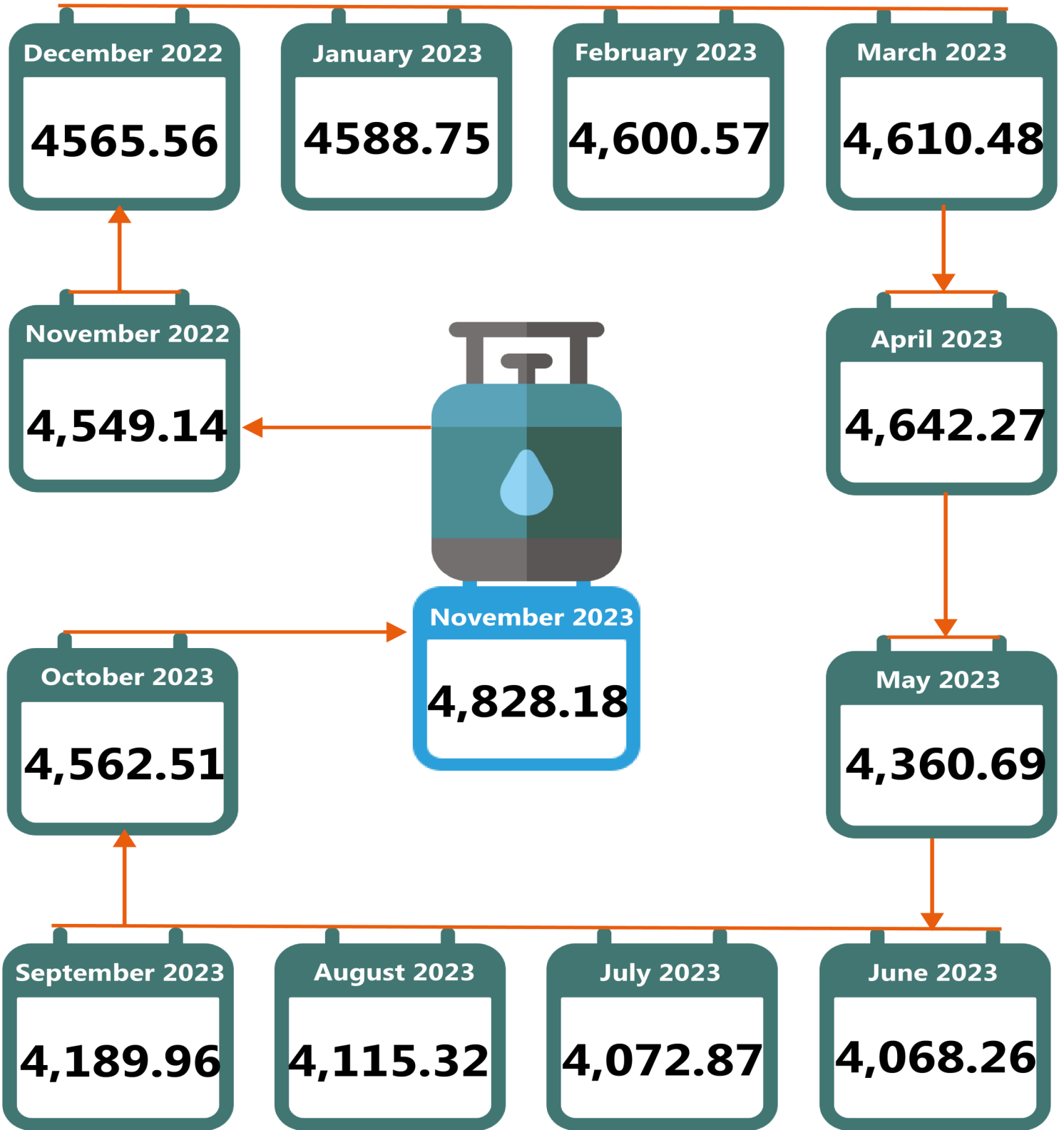
LIQUEFIED PETROLEUM GAS (COOKING GAS)

PRICE WATCH - NOVEMBER 2023

Average Cooking Gas Prices Across Zones – 5KG Refilling



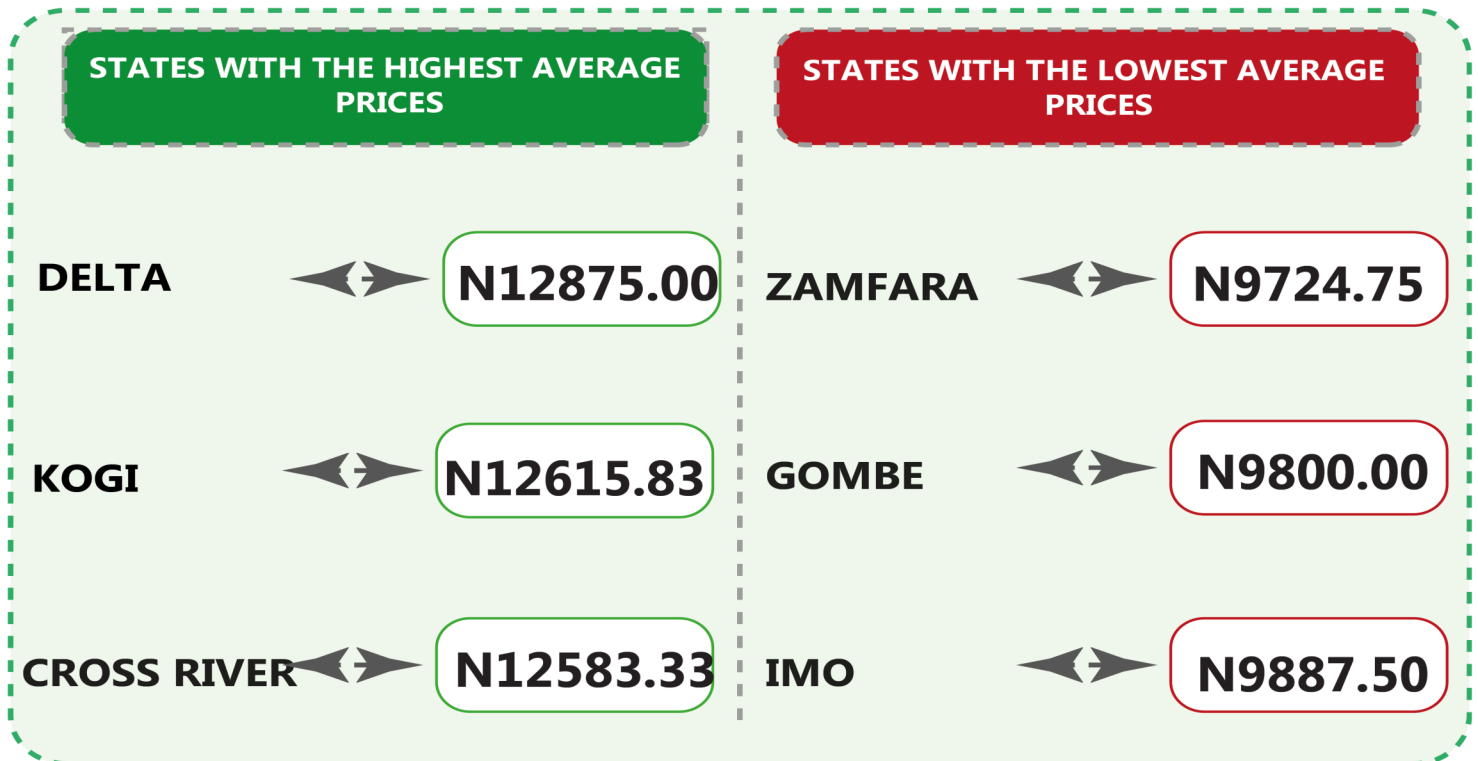

**LIQUEFIED PETROLEUM GAS (COOKING GAS)
PRICE WATCH - NOVEMBER 2023**
12 Month Average Prices– 5KG Refilling



LIQUEFIED PETROLEUM GAS (COOKING GAS)

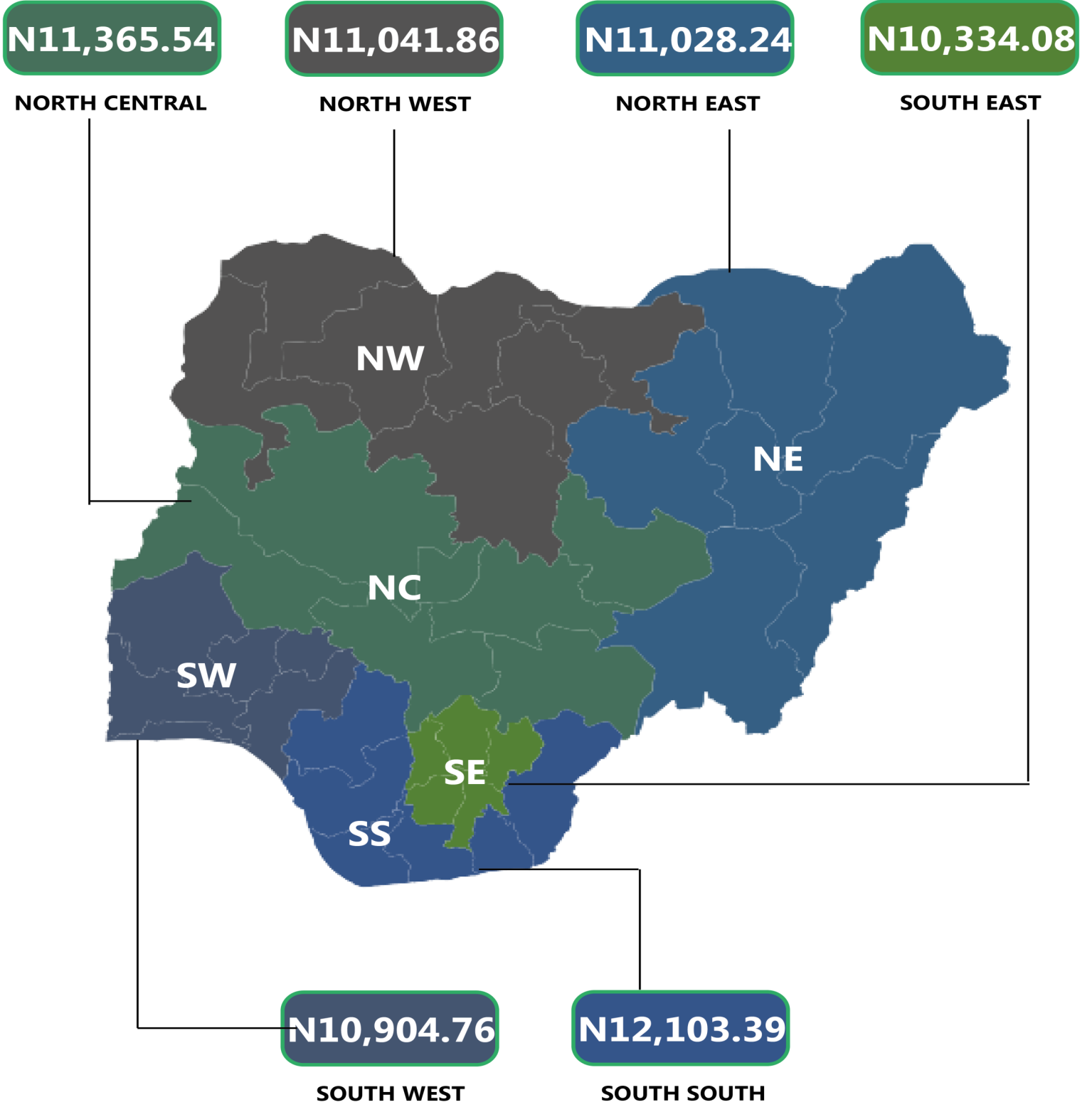
PRICE WATCH - NOVEMBER 2023

Average Cooking Gas Prices Across States – 12.5KG Refilling

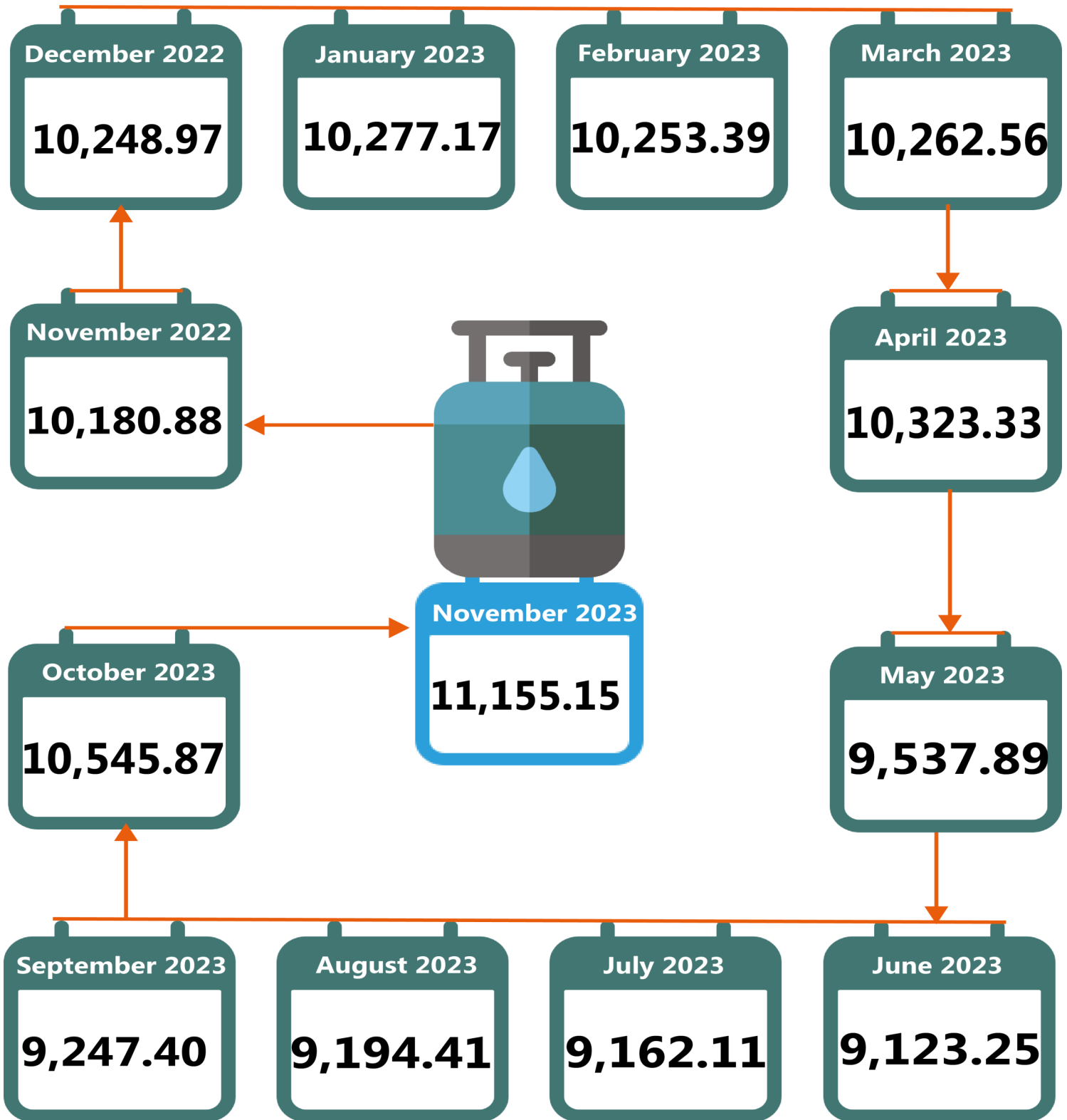


LIQUEFIED PETROLEUM GAS (COOKING GAS) PRICE WATCH - NOVEMBER 2023

Average Cooking Gas Prices Across Zones – 12.5KG Refilling



**LIQUEFIED PETROLEUM GAS (COOKING GAS)
PRICE WATCH - NOVEMBER 2023**
12 Month Average Prices– 5KG Refilling



APPENDIX

5KG						
	Average of Nov-22	Average of Oct-23	Average of Nov-23	MoM	YoY	
NORTH CENTRAL	4852.74	4662.62	4912.28		5.35	1.23
Abuja	4875.00	4680.00	5020.00		7.26	2.97
Benue	4950.00	5075.00	5466.67		7.72	10.44
Kogi	4660.00	4437.50	5004.29		12.77	7.39
Kwara	4963.33	5066.67	5060.00		-0.13	1.95
Nasarawa	4650.00	4150.00	4250.00		2.41	-8.60
Niger	4983.33	4700.00	4525.00		-3.72	-9.20
Plateau	4887.50	4529.17	5060.00		11.72	3.53
NORTH EAST	4606.80	4623.81	5029.25		8.77	9.17
Adamawa	4960.00	5142.86	5357.14		4.17	8.01
Bauchi	4600.00	4250.00	5050.00		18.82	9.78
Borno	4558.57	4600.00	5008.33		8.88	9.87
Gombe	4630.00	4350.00	4700.00		8.05	1.51
Taraba	4600.00	4400.00	5000.00		13.64	8.70
Yobe	4292.24	5000.00	5060.00		1.20	17.89
NORTH WEST	4524.68	4738.20	4999.34		5.51	10.49
Jigawa	4566.67	4783.33	5396.43		12.82	18.17
Kaduna	4628.57	4637.50	5237.50		12.94	13.16
Kano	4435.00	5181.43	5202.50		0.41	17.31
Katsina	4391.67	4681.82	5000.00		6.80	13.85
Kebbi	4504.00	4900.00	4767.27		-2.71	5.85
Sokoto	4262.50	4483.33	5050.00		12.64	18.48
Zamfara	4884.38	4500.00	4341.67		-3.52	-11.11
SOUTH EAST	4357.18	4088.65	4083.52		-0.13	-6.28
Abia	4125.00	4073.53	4100.00		0.65	-0.61
Anambra	4204.17	4183.33	3985.29		-4.73	-5.21
Ebonyi	4530.00	3971.43	4112.86		3.56	-9.21
Enugu	4222.58	4159.09	4166.67		0.18	-1.32
Imo	4704.17	4055.88	4052.78		-0.08	-13.85
SOUTH SOUTH	4379.87	4575.12	4880.87		6.68	11.44
Akwa Ibom	4368.57	4750.00	5222.50		9.95	19.55
Bayelsa	4250.00	4600.00	5040.00		9.57	18.59
Cross River	4611.11	5081.25	5357.14		5.43	16.18
Delta	4202.78	4044.44	4288.89		6.04	2.05
Edo	4464.29	4025.00	4275.00		6.21	-4.24
Rivers	4382.50	4950.00	5101.70		3.06	16.41
SOUTH WEST	4495.07	4561.71	4897.19		7.35	8.95
Ekiti	4334.38	4032.14	4553.33		12.93	5.05
Lagos	4860.25	5015.00	5344.44		6.57	9.96
Ogun	4325.00	5093.75	5145.45		1.02	18.97
Ondo	4273.57	4161.54	4471.43		7.45	4.63
Osun	4380.77	4000.00	4555.56		13.89	3.99
Oyo	4796.43	5067.86	5312.90		4.84	10.77
Average	4549.14	4562.51	4828.18		5.82	6.13

12.5KG

	Average of Nov-22	Average of Oct-23	Average of Nov-23	MoM	YoY
NORTH CENTRAL	10360.89	10683.97	11365.54		
Abuja	10128.75	11200.00	11700.00	4.46	15.51
Benue	11150.00	10520.00	11365.00	8.03	1.93
Kogi	10840.00	11365.00	12615.83	11.01	16.38
Kwara	10156.25	10610.00	11031.25	3.97	8.62
Nasarawa	9982.50	10675.00	12305.00	15.27	23.27
Niger	10155.00	9881.25	10000.00	1.20	-1.53
Plateau	10113.75	10536.54	10541.67	0.05	4.23
NORTH EAST	9600.45	10558.57	11028.24	4.45	14.87
Adamawa	9992.00	10571.43	10925.00	3.34	9.34
Bauchi	9850.00	10750.00	10750.00	0.00	9.14
Borno	9850.71	11500.00	11944.44	3.86	21.25
Gombe	9560.00	10030.00	9800.00	-2.29	2.51
Taraba	9450.00	10000.00	11000.00	10.00	16.40
Yobe	8900.00	10500.00	11750.00	11.90	32.02
NORTH WEST	9815.12	10404.61	11041.86	6.12	12.50
Jigawa	9750.00	12050.00	12440.91	3.24	27.60
Kaduna	10392.86	11584.17	11336.25	-2.14	9.08
Kano	9760.00	9471.43	10387.50	9.67	6.43
Katsina	9400.00	10035.00	11500.00	14.60	22.34
Kebbi	10256.00	10733.33	10903.64	1.59	6.31
Sokoto	9250.00	9908.33	11000.00	11.02	18.92
Zamfara	9897.00	9050.00	9724.75	7.46	-1.74
SOUTH EAST	10302.92	9847.42	10334.08	4.94	0.30
Abia	9990.50	9943.33	10513.68	5.74	5.24
Anambra	10392.86	9760.71	10131.33	3.80	-2.52
Ebonyi	10737.50	9814.29	10368.89	5.65	-3.43
Enugu	10227.59	9850.00	10769.00	9.33	5.29
Imo	10166.15	9868.75	9887.50	0.19	-2.74
SOUTH SOUTH	10495.80	11480.60	12103.39	5.42	15.32
Akwa Ibom	10353.57	10480.63	11857.50	13.14	14.53
Bayelsa	10342.86	10952.27	11625.00	6.14	12.40
Cross River	11013.33	11928.57	12583.33	5.49	14.26
Delta	10535.00	11987.50	12875.00	7.40	22.21
Edo	10460.43	12536.88	12250.00	-2.29	17.11
Rivers	10269.58	10997.73	11429.50	3.93	11.29
SOUTH WEST	10561.41	10184.16	10904.76	7.08	3.25
Ekiti	10501.56	11558.93	10684.38	-7.57	1.74
Lagos	9962.50	9071.05	10183.33	12.26	2.22
Ogun	11458.33	10621.67	11047.73	4.01	-3.58
Ondo	10285.36	10367.31	11585.71	11.75	12.64
Osun	10190.69	10078.85	11580.00	14.89	13.63
Oyo	10970.00	9407.14	10347.41	10.00	-5.68
Average	10180.88	10545.87	11155.15	5.78	9.57

CONTACT



National Bureau of Statistics

Head Office

No 1, Wole Olanipekun Street,
Formerly, Plot 762 Independence
Avenue
Off Constitution Avenue,
CBD, Abuja, F. C. T.

Mr. Ichedi S.J

Information Desk

Head, Communication & Public
Relations Department (C&PRD)
Phone: +2348037051701
sjchedi@nigerianstat.gov.ng

Moses Mathew

Statistical Information Officer

Phone: +2347069071157
matmoses@nigerianstat.gov.ng

Dr A.A. Ayo

Head Prices Division

Phone: +2348036082904
anthonyayo@nigerianstat.gov.ng



@nbs_nigeria



NBSNigeria



Nbs_nigeria

