



NATIONAL BUREAU OF STATISTICS

National Household Kerosene Price Watch

(NOVEMBER 2023)

Report Date: December 2023

Data Source: National Bureau of Statistics (NBS)

CONTENT

Methodology	3
Executive Summary	4
Average Kerosene Prices per liter across States	5
Average Kerosene Prices per liter across Zones	6
12 Months Average Prices per liter	7
Average Kerosene Prices per gallon across States	8
Average Kerosene Prices per gallon across Zones	9
12 Months Average Prices per gallon	10
Appendix	11
Contact	13

METHODOLOGY

Fieldwork is done solely by over 700 NBS Staff in all the States of the federation, supported by supervisors whom internal and external observers monitor.

Fuel Prices are collected across all the 774 local governments across all States and the FCT from over 10,000 respondents and outlets and the estimates reflect the weights derived from estimates of household expenditures on fuel and the actual prices of liters or gallon bought by the households.

The average prices are reported for each state and the country. The NBS audit team subsequently conducts randomly selected verification of prices recorded.

EXECUTIVE SUMMARY

The average retail price per litre of Household Kerosene (HHK) paid by consumers in November 2023 was N1287.10, indicating a decline of 1.23% when compared to N1,303.16 recorded in October 2023. On a year-on-year basis, the average retail price per litre of the product rose by 18.78% from N1,083.57 in November 2022.

On state profile analysis, the highest average price per litre in November 2023 was recorded in Adamawa with N1,588.10, followed by Imo with N1,521.97 and Abuja with N1,512.50. On the other hand, the lowest price was recorded in Kwara with N937.50, followed by Osun with N1,100.00 and Zamfara with N1,125.00.

In addition, analysis by zone showed that the South-East recorded the highest average retail price per litre of Household Kerosene with N1,384.49, followed by the North-East with N1,367.81, while the North-West recorded the lowest with N1,226.75.

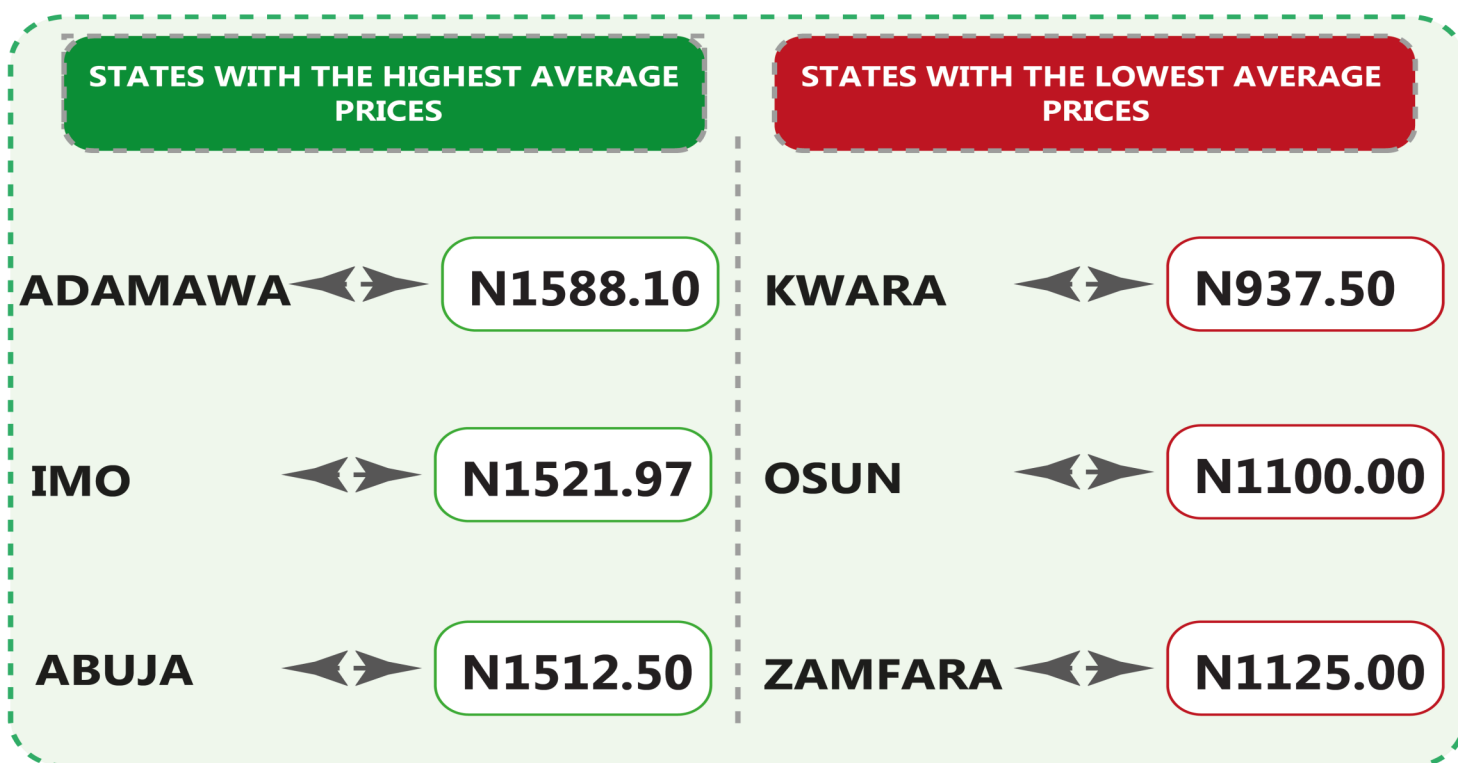
The average retail price per gallon of Household Kerosene paid by consumers in November 2023 was N4,583.44, showing an increase of 0.03% from N4,581.89 in October 2023. On a year-on-year basis, this increased by 27.51% from N3,594.44 in November 2022.

On state profile analysis, Kano recorded the highest average retail price per gallon of Household Kerosene with N5,420.00, followed by Ekiti with N5,206.67 and Lagos with N5,123.33. On the other hand, Delta recorded the lowest price with N3,056.67, followed by Rivers with N3,525.00. Bayelsa and Jigawa were the third least average retail price per gallon at N3,950.00.

Analysis by zone showed that the North-East recorded the highest average retail price per gallon of Household Kerosene with N4947.22, followed by the South-West with N4,684.17, while the South-South recorded the lowest with N4,023.02.

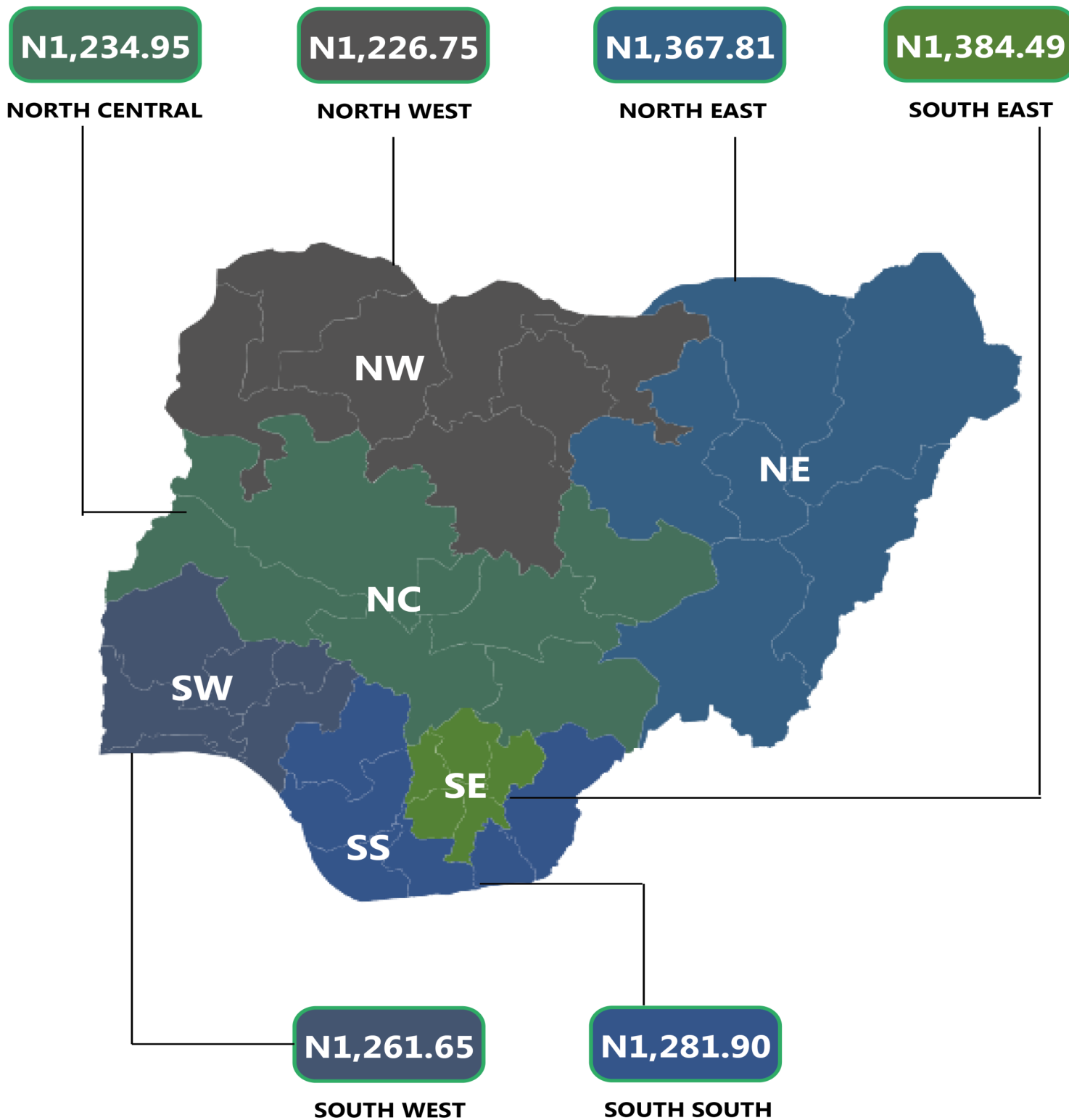
NATIONAL HOUSEHOLD KEROSENE PRICE WATCH - NOVEMBER 2023

Average Kerosene Prices per litre Across States



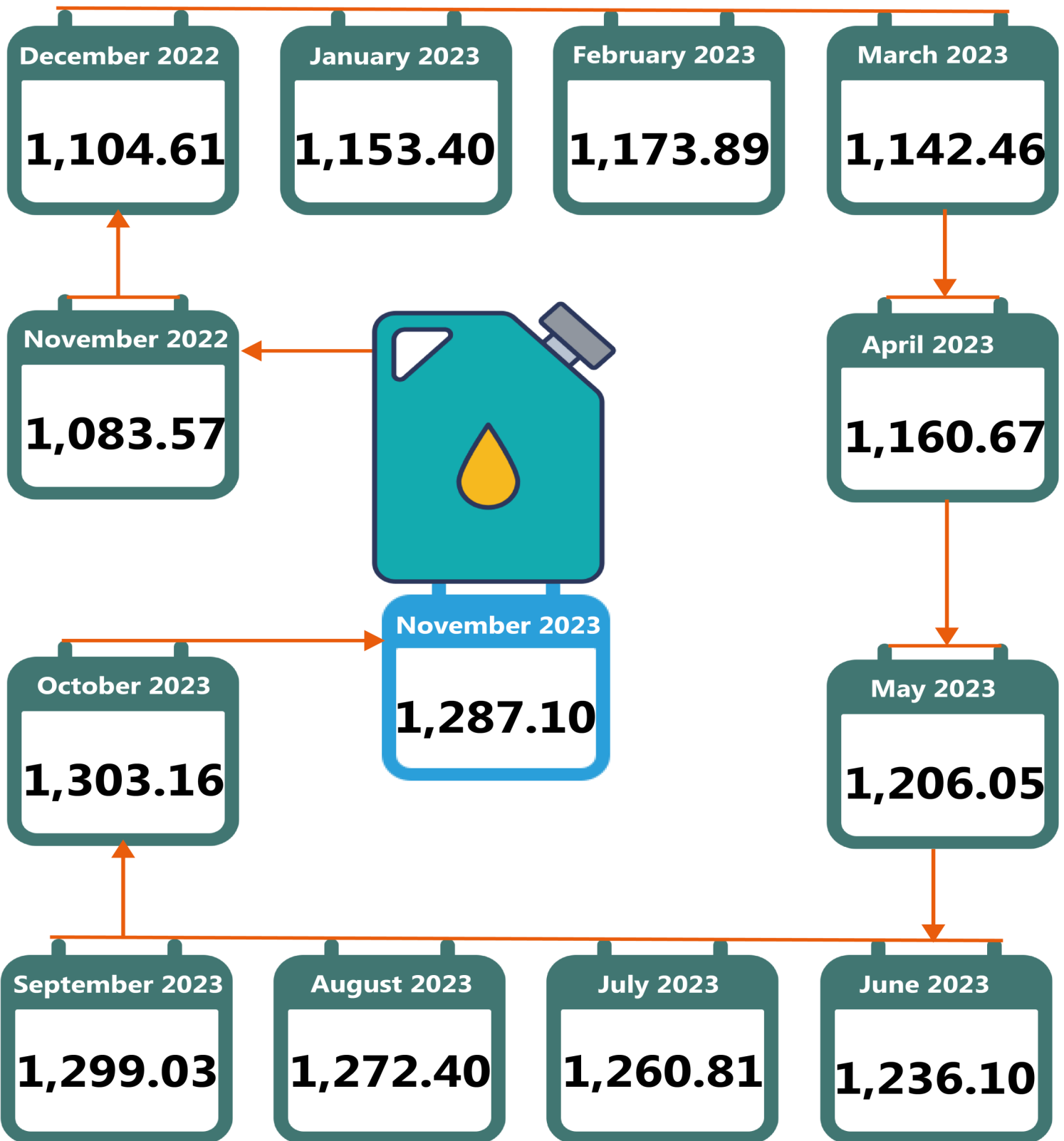
NATIONAL HOUSEHOLD KEROSENE PRICE WATCH - NOVEMBER 2023

Average Kerosene Prices per litre Across Zones



NATIONAL HOUSEHOLD KEROSENE PRICE WATCH - NOVEMBER 2023

12 Month Average Prices per litre



NATIONAL HOUSEHOLD KEROSENE PRICE WATCH - NOVEMBER 2023

Average Kerosene Prices per gallon Across States



STATES WITH THE HIGHEST AVERAGE PRICES		STATES WITH THE LOWEST AVERAGE PRICES	
KANO	N5420.00	DELTA	N3056.67
EKITI	N5206.67	RIVERS	N3525.00
LAGOS	N5123.33	BAYELSA	N3950.00

NATIONAL HOUSEHOLD KEROSENE PRICE WATCH - NOVEMBER 2023

Average Kerosene Prices per gallon Across Zones



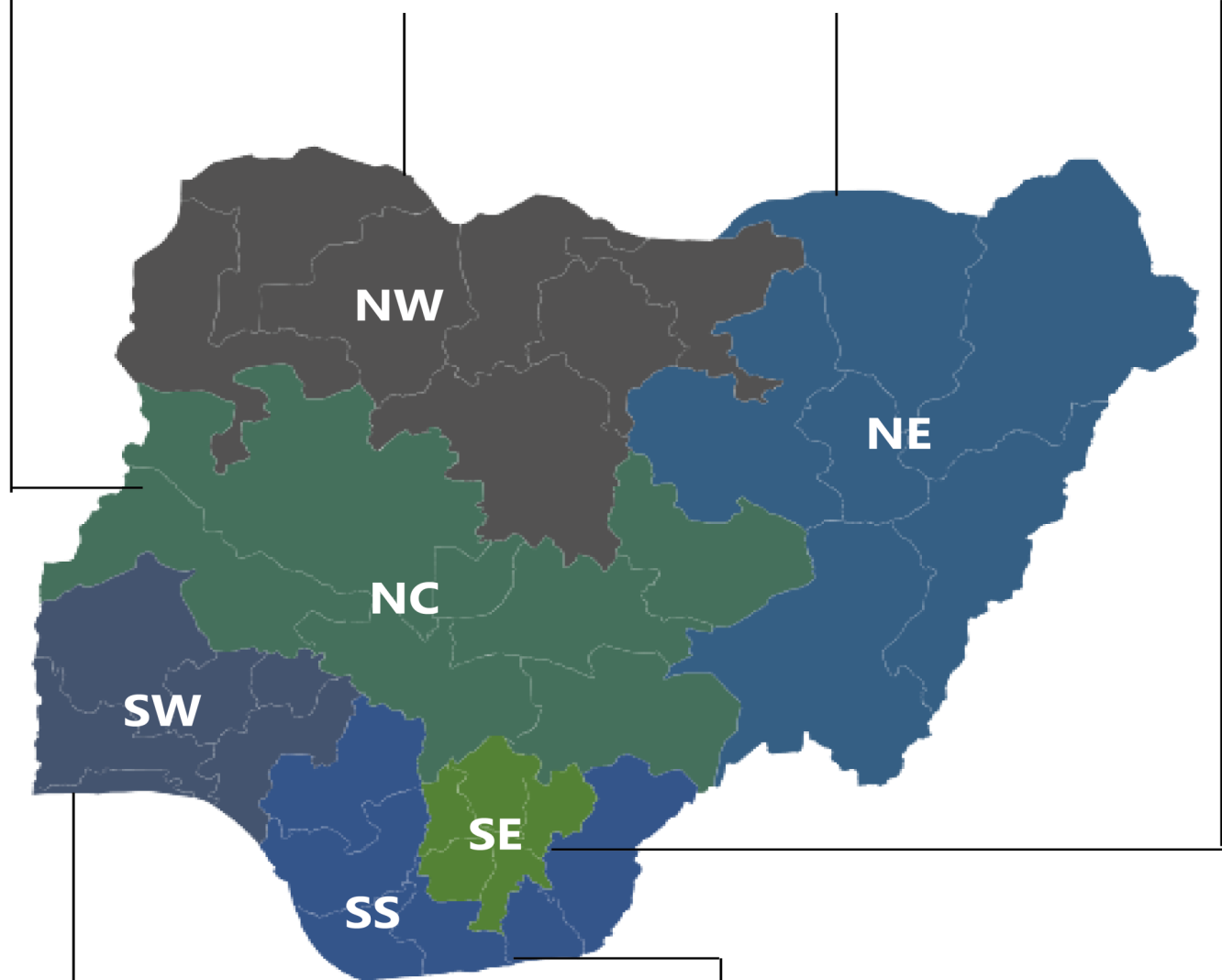
N4,588.10 **N4,650.48** **N4,947.22** **N4,598.16**

NORTH CENTRAL

NORTH WEST

NORTH EAST

SOUTH EAST



N4,684.17

SOUTH WEST

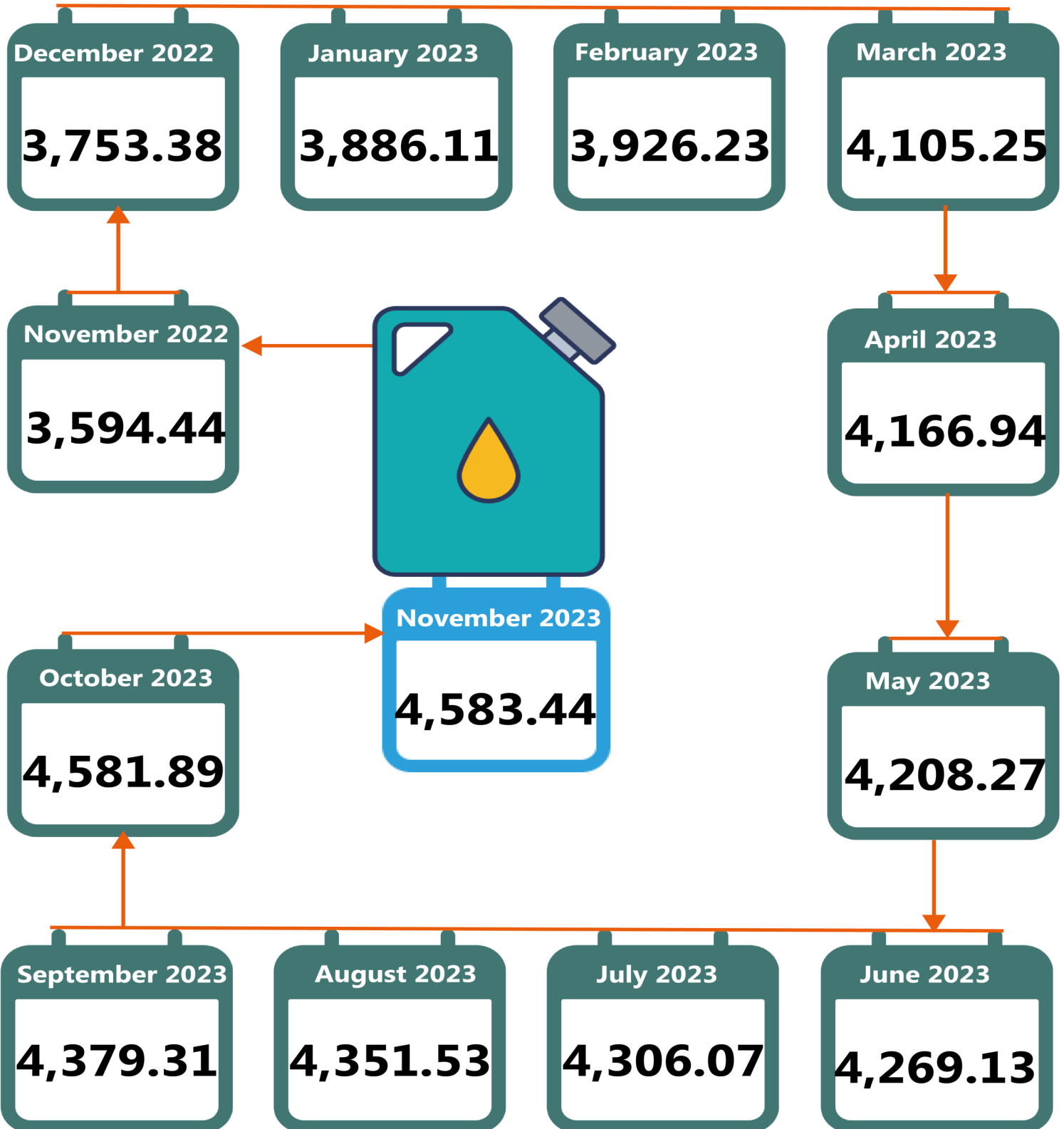
N4,023.02

SOUTH SOUTH

NATIONAL HOUSEHOLD KEROSENE PRICE WATCH

- NOVEMBER 2023

12 Month Average Prices per litre



APPENDIX

LITRE						
	Average of Nov-22	Average of Oct-23	Average of Nov-23	MoM	YoY	
NORTH CENTRAL	1092.25	1272.39	1234.95		-2.94	13.07
Abuja	1306.67	1541.67	1512.50		-1.89	15.75
Benue	1100.00	1441.67	1466.67		1.73	33.33
Kogi	1043.75	1229.17	1216.67		-1.02	16.57
Kwara	1176.19	1034.29	937.50		-9.36	-20.29
Nasarawa	913.56	1157.14	1140.48		-1.44	24.84
Niger	975.00	1175.00	1166.67		-0.71	19.66
Plateau	1130.56	1327.78	1204.17		-9.31	6.51
NORTH EAST	958.80	1371.03	1367.81		-0.24	42.66
Adamawa	995.83	1676.19	1588.10		-5.26	59.47
Bauchi	923.33	1366.67	1366.67		0.00	48.01
Borno	875.83	1333.33	1375.00		3.12	56.99
Gombe	1016.67	1333.33	1260.42		-5.47	23.98
Taraba	1007.78	1266.67	1266.67		0.00	25.69
Yobe	933.33	1250.00	1350.00		8.00	44.64
NORTH WEST	983.83	1221.22	1226.75		0.45	24.69
Jigawa	959.70	1216.67	1150.00		-5.48	19.83
Kaduna	970.83	1273.81	1380.30		8.36	42.18
Kano	980.00	1155.56	1166.67		0.96	19.05
Katsina	981.03	1280.30	1290.30		0.78	31.53
Kebbi	1050.00	1133.33	1183.33		4.41	12.70
Sokoto	966.67	1333.33	1291.67		-3.13	33.62
Zamfara	978.62	1155.56	1125.00		-2.64	14.96
SOUTH EAST	1208.77	1404.49	1384.49		-1.42	14.54
Abia	1245.10	1555.21	1455.21		-6.43	16.87
Anambra	1184.38	1363.54	1363.54		0.00	15.13
Ebonyi	1180.95	1447.22	1447.22		0.00	22.55
Enugu	1239.58	1134.52	1134.52		0.00	-8.48
Imo	1193.86	1521.97	1521.97		0.00	27.48
SOUTH SOUTH	1130.35	1269.93	1281.90		0.94	13.41
Akwa Ibom	1416.67	1329.63	1395.00		4.92	-1.53
Bayelsa	933.33	1254.55	1314.81		4.80	40.87
Cross River	1366.67	1416.67	1368.52		-3.40	0.14
Delta	1190.74	1266.67	1316.67		3.95	10.58
Edo	964.67	1193.75	1154.76		-3.27	19.71
Rivers	910.00	1158.33	1141.67		-1.44	25.46
SOUTH WEST	1163.49	1315.56	1261.65		-4.10	8.44
Ekiti	1067.71	1423.08	1333.33		-6.31	24.88
Lagos	1291.67	1435.56	1379.49		-3.91	6.80
Ogun	1208.33	1407.41	1352.56		-3.90	11.94
Ondo	1291.67	1300.00	1225.00		-5.77	-5.16
Osun	1088.24	1192.71	1100.00		-7.77	1.08
Oyo	1033.33	1134.62	1179.49		3.95	14.14
Average	1083.57	1303.16	1287.10		-1.23	18.78

GALLON					
	Average of Nov-22	Average of Oct-23	Average of Nov-23	MoM	YoY
NORTH CENTRAL	3811.07	4473.70	4588.10		
Abuja	4200.00	4600.00	4500.00	-2.17	7.14
Benue	3522.50	4755.00	5016.67	5.50	42.42
Kogi	3940.63	4862.50	4625.00	-4.88	17.37
Kwara	4505.83	4372.00	4500.00	2.93	-0.13
Nasarawa	3358.50	4025.00	4175.00	3.73	24.31
Niger	3366.67	4180.00	4950.00	18.42	47.03
Plateau	3783.33	4521.43	4350.00	-3.79	14.98
NORTH EAST	2997.86	5096.83	4947.22	-2.94	65.03
Adamawa	3200.00	5214.29	4900.00	-6.03	53.13
Bauchi	2766.67	4800.00	5000.00	4.17	80.72
Borno	2500.00	5000.00	5000.00	0.00	100.00
Gombe	2430.50	5066.67	4900.00	-3.29	101.60
Taraba	3470.00	5500.00	4950.00	-10.00	42.65
Yobe	3620.00	5000.00	4933.33	-1.33	36.28
NORTH WEST	3652.19	4773.87	4650.48	-2.58	27.33
Jigawa	3557.14	4381.25	3950.00	-9.84	11.04
Kaduna	3512.22	4691.00	4608.33	-1.76	31.21
Kano	3579.17	5010.00	5420.00	8.18	51.43
Katsina	4182.69	4618.18	4750.00	2.85	13.56
Kebbi	4005.50	5183.33	4900.00	-5.47	22.33
Sokoto	3510.00	4733.33	4500.00	-4.93	28.21
Zamfara	3218.57	4800.00	4425.00	-7.81	37.48
SOUTH EAST	4124.55	4694.23	4598.16	-2.05	11.48
Abia	4238.46	4634.62	4426.47	-4.49	4.44
Anambra	4014.58	4783.33	4737.50	-0.96	18.01
Ebonyi	4005.00	4640.00	4424.38	-4.65	10.47
Enugu	4302.21	4709.38	4698.61	-0.23	9.21
Imo	4062.50	4703.85	4703.85	0.00	15.79
SOUTH SOUTH	3496.78	4017.76	4023.02	0.13	15.05
Akwa Ibom	3934.38	4192.22	4495.00	7.22	14.25
Bayelsa	2857.14	4229.09	3950.00	-6.60	38.25
Cross River	4160.00	4231.20	4228.13	-0.07	1.64
Delta	3083.33	3108.33	3056.67	-1.66	-0.86
Edo	3458.33	4485.71	4883.33	8.86	41.20
Rivers	3487.50	3860.00	3525.00	-8.68	1.08
SOUTH WEST	3526.82	4439.72	4684.17	5.51	32.82
Ekiti	3473.33	5091.67	5206.67	2.26	49.90
Lagos	3084.38	5484.38	5123.33	-6.58	66.11
Ogun	3420.00	3900.00	4095.00	5.00	19.74
Ondo	4083.64	4088.18	5001.54	22.34	22.48
Osun	3318.33	4040.00	4550.00	12.62	37.12
Oyo	3781.25	4034.09	4128.46	2.34	9.18
Average	3594.44	4581.89	4583.44	0.03	27.51

CONTACT



National Bureau of Statistics

Head Office

No 1, Wole Olanipekun Street,
Formerly, Plot 762 Independence
Avenue
Off Constitution Avenue,
CBD, Abuja, F. C. T.

Mr. Ichedi S.J

Information Desk

Head, Communication & Public
Relations Department (C&PRD)
Phone: +2348037051701
sjchedi@nigerianstat.gov.ng

Moses Mathew

Statistical Information Officer

Phone: +2347069071157
matmoses@nigerianstat.gov.ng

Dr A.A. Ayo

Head Prices Division

Phone: +2348036082904
anthonyayo@nigerianstat.gov.ng



@nbs_nigeria



NBSNigeria



Nbs_nigeria

