



NATIONAL BUREAU OF STATISTICS

Federation Account Allocation Committee (FAAC)

(September 2023 Disbursement)

Report Date: December 2023

CONTENT

Methodology	3
Key Highlights	4
Summary of Gross Revenue Allocation by FAAC	6
Distribution of Revenue Allocation to FGN by FAAC	7
Distribution of Revenue Allocation to State by FAAC	8
Appendix	17
Contact	20



METHODOLOGY

The Federation Account Allocation Committee (FAAC) data is provided statutorily by the Office of the Accountant General of the Federation (OAGF), and reported by the National Bureau of Statistics

KEY HIGHLIGHTS

1. The Federation Account Allocation Committee (FAAC) disbursed the sum of ₦1.48 trillion to the three tiers of government in September 2023 from the total revenue generated in August 2023.
2. The amount disbursed comprised:
 - ₦714.84 billion recorded from the Statutory Account,
 - ₦177.09 billion from Non-oil revenue,
 - ₦231.55 billion from Exchange Gain,
 - ₦14.69 billion from Electronic Money Transfer Levy, and
 - ₦345.73 billion from Value Added Tax
3. The allocations to the three tiers of government for September 2023 were:
 - Federal Government with a total of ₦431.25 billion
 - States with a total of ₦361.19 billion, and
 - Local Governments with a total of ₦266.54 billion.
4. The sum of ₦41.13 billion was shared among the oil-producing states from the 13% derivation fund.
5. The revenue generating agencies comprising Nigeria Customs Service (NCS), Federal Inland Revenue Service (FIRS), and Department of Petroleum Resources (DPR) received ₦17.51 billion, ₦35.33 billion, and ₦5.91 billion respectively, as cost of revenue collections.

6. Further breakdown of revenue allocation distribution to the Federal Government of Nigeria (FGN) revealed that:

- ₦310.33 billion was disbursed to the FGN consolidated revenue account
- ₦7.23 billion was received as a share of derivation and ecology
- ₦3.61 billion as stabilization fund
- ₦12.15 billion for the development of natural resources, and
- ₦10.49 billion to the Federal Capital Territory (FCT)- Abuja.

FEDERATION ACCOUNT ALLOCATION COMMITTEE (FAAC)

SEPTEMBER 2023 DISBURSEMENT

Summary of Gross Revenue Allocation by Federation Account Allocation Committee for the Month of August, 2023 Shared in September, 2023



FGN
N431.25 bn

Statutory Allocation
N173.10 bn

Others*
N209.85 bn

VAT
N48.29 bn



STATE
N361.19 bn

Statutory Allocation
N87.80 bn

Others*
N112.42 bn

VAT
N160.97 bn



LGCs
N266.54 bn

Statutory Allocation
N67.69 bn

Others*
N86.17 bn

VAT
N112.68 bn

13% Derivation Fund
N41.13 bn

13% Derivation Refund to Oil Producing States
N65.23 bn

North East Development Commission
N9.96 bn

Cost of Collection - NCS
N17.51 bn

13% Refunds on Subsidy, Priority Projects
N18.16 bn

Transfer to NMDPRA
N7.40 bn

Cost of Collection - FIRS
N35.33 bn

Transfer to Non-Oil Excess Account
N221.00 bn

FIRS Refund on Cost of Collection NUPRC
N3.11 bn

Cost of Collection - DPR
N5.91 bn

FIRS Refund on Cost of Collection FIRS
N0.19 bn



TOTAL

N1,483.90 bn

NB:- Others* for this month is the Distribution of ₦177.092 Billion from Non oil, Exchange Gain, and Electronic Money Transfer Levy (EMTL).






See tables in appendix for details

FEDERATION ACCOUNT ALLOCATION COMMITTEE (FAAC)

SEPTEMBER 2023 DISBURSEMENT

Distribution of Revenue Allocation to FGN by Federation Account Allocation Committee for the Month of August, 2023 Shared in September 2023



BENEFICIARIES	NET STATUTORY ALLOCATION	OTHERS*	VAT	TOTAL
 FGN (CRF Account)	N72,029,697,632.40	N193,228,050,801.96	N45,071,731,447.85	N310,329,479,882.21
 Share of Derivation & Ecology	N3,285,915,252.64	N3,943,373,893.93	-	N7,229,289,146.57
 Stabilization	N1,642,957,626.32	N1,971,686,946.96	-	N3,614,644,573.28
 Development of Natural Resources	N5,520,337,624.43	N 6,624,868,141.80	-	N12,145,205,766.23
 FCT-Abuja	N3,188,790,363.64	N4,084,403,675.82	N3,219,409,389.13	N10,492,603,428.59
TOTAL	N343,811,222,796.87			

FEDERATION ACCOUNT ALLOCATION COMMITTEE (FAAC)

SEPTEMBER 2023 DISBURSEMENT

Distribution of Revenue Allocation to State Governments by Federation Account Allocation Committee for the Month of August, 2023 Shared in September, 2023



ABIA

Net Statutory Allocation

N1,925,732,767.40

Net Share of Ecology

N64,265,493.80

Others*

N2,824,224,646.60

VAT Allocation

N3,254,479,307.63

TOTAL

N8,068,702,215.44



ADAMAWA

Net Statutory Allocation

N1,604,471,623.32

Net Share of Ecology

N136,734,867.80

Others*

N2,853,618,890.35

VAT Allocation

N3,771,763,483.07

TOTAL

N8,366,588,864.54



AKWA IBOM

Net Statutory Allocation

N6,333,113,923.21

Net Share of Ecology

N69,002,767.09

Others*

N5,354,351,823.51

VAT Allocation

N3,706,722,613.88

TOTAL

N15,463,191,127.69



ANAMBRA

Net Statutory Allocation

N2,251,827,825.76

Net Share of Ecology

N136,478,711.13

Others*

N3,030,296,011.43

VAT Allocation

N3,981,592,425.13

TOTAL

N9,400,194,973.45

FEDERATION ACCOUNT ALLOCATION COMMITTEE (FAAC)

SEPTEMBER 2023 DISBURSEMENT

Distribution of Revenue Allocation to State Governments by Federation Account Allocation Committee for the Month of August, 2023 Shared in September, 2023



BAUCHI

Net Statutory Allocation

N705,521,261.41

Others*

N3,415,377,800.22

VAT Allocation

N3,916,933,989.58

Net Share of Ecology

N164,188,462.06

TOTAL

N8,202,021,513.28



BAYELSA

Net Statutory Allocation

N6,039,505,666.94

Others*

N4,592,924,995.50

VAT Allocation

N3,028,083,026.75

Net Share of Ecology

N60,726,397.13

TOTAL

N13,721,240,086.31



BENUE

Net Statutory Allocation

N2,204,262,150.52

Others*

N3,211,358,554.68

VAT Allocation

N3,794,948,760.27

Net Share of Ecology

N76,968,648.49

TOTAL

N9,287,538,113.96



BORNO

Net Statutory Allocation

N2,564,693,835.70

Others*

N3,537,306,453.03

VAT Allocation

N3,914,539,783.65

Net Share of Ecology

N170,540,463.69

TOTAL

N10,187,080,536.07

FEDERATION ACCOUNT ALLOCATION COMMITTEE (FAAC)

SEPTEMBER 2023 DISBURSEMENT

Distribution of Revenue Allocation to State Governments by Federation Account Allocation Committee for the Month of August, 2023 Shared in September, 2023



CROSS RIVER

Net Statutory Allocation

N742,284,232.79

Net Share of Ecology

N69,014,534.92

Others*

N2,877,805,515.39

VAT Allocation

N3,327,779,907.65

TOTAL

N7,016,884,190.75

Net Statutory Allocation

N10,002,964,919.25

Net Share of Ecology

N69,685,423.10

Others*

N7,276,408,280.65

VAT Allocation

N4,662,742,841.23

TOTAL

N22,011,801,464.24

Net Statutory Allocation

N1,358,911,148.67

Net Share of Ecology

N122,801,294.35

Others*

N2,560,499,121.02

VAT Allocation

N3,314,294,147.21

TOTAL

N7,356,505,711.25

Net Statutory Allocation

N2,283,482,150.54

Net Share of Ecology

N64,173,516.94

Others*

N3,123,977,469.25

VAT Allocation

N3,876,898,092.08

TOTAL

N9,348,531,228.81



EDO

FEDERATION ACCOUNT ALLOCATION COMMITTEE (FAAC)

SEPTEMBER 2023 DISBURSEMENT

Distribution of Revenue Allocation to State Governments by Federation Account Allocation Committee for the Month of August, 2023 Shared in September, 2023



EKITI

Net Statutory Allocation

N967,151,007.66

Others*

N2,566,848,372.43

VAT Allocation

N3,151,775,058.65

Net Share of Ecology

N122,731,998.29

TOTAL

N6,808,506,437.04



ENUGU

Net Statutory Allocation

N1,861,020,390.42

Others*

N2,904,274,020.40

VAT Allocation

N3,531,939,640.77

Net Share of Ecology

N138,040,982.68

TOTAL

N8,435,275,034.26



GOMBE

Net Statutory Allocation

N688,742,764.73

Others*

N2,688,873,623.57

VAT Allocation

N3,395,533,404.79

Net Share of Ecology

N129,290,540.75

TOTAL

N6,902,440,333.84



IMO

Net Statutory Allocation

N817,346,741.02

Others*

N3,157,746,418.17

VAT Allocation

N3,657,483,124.62

Net Share of Ecology

N71,357,026.22

TOTAL

N7,703,933,310.03

FEDERATION ACCOUNT ALLOCATION COMMITTEE (FAAC)

SEPTEMBER 2023 DISBURSEMENT

Distribution of Revenue Allocation to State Governments by Federation Account Allocation Committee for the Month of August, 2023 Shared in September, 2023



JIGAWA

Net Statutory Allocation

N2,309,522,248.29

Net Share of Ecology

N153,502,202.17

Others*

N3,195,058,930.31

VAT Allocation

N3,853,047,580.35

TOTAL

N9,511,130,961.11



KADUNA

Net Statutory Allocation

N944,408,426.37

Net Share of Ecology

N179,845,683.75

Others*

N3,773,180,481.46

VAT Allocation

N4,569,180,731.54

TOTAL

N9,466,615,323.11



KANO

Net Statutory Allocation

N2,510,737,437.31

Net Share of Ecology

N217,723,222.37

Others*

N4,583,615,013.07

VAT Allocation

N6,150,107,832.78

TOTAL

N13,462,183,505.53



KATSINA

Net Statutory Allocation

N1,633,947,447.84

Net Share of Ecology

N168,729,300.95

Others*

N3,527,073,505.38

VAT Allocation

N4,425,967,102.01

TOTAL

N9,755,717,356.18

FEDERATION ACCOUNT ALLOCATION COMMITTEE (FAAC)

SEPTEMBER 2023 DISBURSEMENT

Distribution of Revenue Allocation to State Governments by Federation Account Allocation Committee for the Month of August, 2023 Shared in September, 2023



KEBBI

Net Statutory Allocation

N2,092,523,793.04

Net Share of Ecology

N72,469,655.66

Others*

N3,011,571,940.85

VAT Allocation

N3,513,026,011.41

TOTAL

N8,689,591,400.96



KOGI

Net Statutory Allocation

N1,593,693,094.31

Net Share of Ecology

N75,853,851.58

Others*

N3,154,634,736.08

VAT Allocation

N3,532,493,295.18

TOTAL

N8,356,674,977.14



KWARA

Net Statutory Allocation

N1,064,594,015.74

Net Share of Ecology

N61,092,405.81

Others*

N2,564,192,576.69

VAT Allocation

N3,197,506,834.26

TOTAL

N6,887,385,832.50



LAGOS

Net Statutory Allocation

N296,875,467.87

Net Share of Ecology

N183,881,385.64

Others*

N4,298,341,583.57

VAT Allocation

N13,859,542,811.56

TOTAL

N18,638,641,248.64

FEDERATION ACCOUNT ALLOCATION COMMITTEE (FAAC)

SEPTEMBER 2023 DISBURSEMENT

Distribution of Revenue Allocation to State Governments by Federation Account Allocation Committee for the Month of August, 2023 Shared in September, 2023



NASSARAWA

Net Statutory Allocation

N1,819,708,396.49

Net Share of Ecology

N126,583,727.38

Others*

N2,635,001,048.47

VAT Allocation

N3,040,085,419.49

TOTAL

N7,621,378,591.83



NIGER

Net Statutory Allocation

N1,414,119,136.55

Net Share of Ecology

N81,295,580.90

Others*

N3,381,882,978.43

VAT Allocation

N3,766,669,916.51

TOTAL

N8,643,967,612.38



OGUN

Net Statutory Allocation

N79,365,787.17

Net Share of Ecology

N127,523,864.94

Others*

N2,725,166,591.61

VAT Allocation

N3,808,775,961.11

TOTAL

N6,740,832,204.83



ONDO

Net Statutory Allocation

N1,999,085,593.50

Net Share of Ecology

N63,888,252.00

Others*

N3,080,728,594.23

VAT Allocation

N3,603,167,793.31

TOTAL

N8,746,870,233.04

FEDERATION ACCOUNT ALLOCATION COMMITTEE (FAAC)

SEPTEMBER 2023 DISBURSEMENT

Distribution of Revenue Allocation to State Governments by Federation Account Allocation Committee for the Month of August, 2023 Shared in September, 2023



OSUN

Net Statutory Allocation

N509,625,081.93

Net Share of Ecology

N125,186,099.02

Others*

N2,644,577,328.69

VAT Allocation

N3,467,402,707.68

TOTAL

N6,746,791,217.32



OYO

Net Statutory Allocation

N661,695,541.70

Net Share of Ecology

N153,954,305.22

Others*

N3,285,996,393.29

VAT Allocation

N6,462,898,022.70

TOTAL

N10,564,544,262.91



PLATEAU

Net Statutory Allocation

N531,760,307.73

Net Share of Ecology

N71,668,265.78

Others*

N2,992,341,913.90

VAT Allocation

N3,474,742,127.56

TOTAL

N7,070,512,614.96



RIVERS

Net Statutory Allocation

N6,985,862,370.23

Net Share of Ecology

N74,016,360.16

Others*

N5,206,000,298.94

VAT Allocation

N10,006,659,732.16

TOTAL

N22,272,538,761.49

FEDERATION ACCOUNT ALLOCATION COMMITTEE (FAAC)

SEPTEMBER 2023 DISBURSEMENT

Distribution of Revenue Allocation to State Governments by Federation Account Allocation Committee for the Month of August, 2023 Shared in September, 2023



SOKOTO

Net Statutory Allocation

N1,326,269,223.21

Others*

N3,146,420,311.46

VAT Allocation

N3,566,869,946.65

Net Share of Ecology

N151,276,001.36

TOTAL

N8,190,835,482.68



TARABA

Net Statutory Allocation

N1,775,191,545.51

Others*

N2,746,657,349.97

VAT Allocation

N3,064,511,030.93

Net Share of Ecology

N132,221,545.63

TOTAL

N7,718,581,472.04



YOBE

Net Statutory Allocation

N1,681,582,296.97

Others*

N2,827,524,576.45

VAT Allocation

N3,212,010,965.75

Net Share of Ecology

N136,303,440.34

TOTAL

N7,857,421,279.51



ZAMFARA

Net Statutory Allocation

N1,173,894,958.20

Others*

N2,845,355,011.70

VAT Allocation

N3,390,440,580.21

Net Share of Ecology

N136,593,726.87

TOTAL

N7,546,284,276.97

APPENDIX

Summary of Gross Revenue Allocation by Federation Account Allocation Committee for the Month of August, 2023 Shared in September, 2023						
Beneficiaries	Statutory	Distribution of ₦177.092 Billion from Non oil for the month of September, 2023	Exchange Gain	Electronic Money Transfer Levy (EMTL)	Value Added Tax	Total
FGN (see Table II)	173,102,015,508.95	93,292,129,563.21	114,444,807,168.95	2,115,446,728.30	48,291,140,836.98	431,245,539,806.39
State (see Table III)	87,799,655,550.48	47,319,014,843.00	58,047,935,602.78	7,051,489,094.35	160,970,469,456.60	361,188,564,547.20
LGCs (see Table IV)	67,689,854,204.33	36,480,977,012.19	44,752,525,202.74	4,936,042,366.04	112,679,328,619.62	266,538,727,404.93
13% Derivation Fund	26,823,758,795.88	-	14,306,312,352.45	-	-	41,130,071,148.33
Cost of Collection - NCS	15,864,796,914.95	-	-	-	1,649,260,199.43	17,514,057,114.38
Cost of Collections - FIRS	22,561,431,690.67	-	-	587,624,091.20	12,179,817,932.58	35,328,873,714.45
Cost of Collections - DPR	5,912,296,449.38	-	-	-	-	5,912,296,449.38
Transfer to NMDPRA	7,401,218,999.47	-	-	-	-	7,401,218,999.47
FIRS Refund on Cost of Collection-FIRS	186,623,287.39	-	-	-	-	186,623,287.39
FIRS Refund on Cost of Collection-NUPRC	3,112,025,107.69	-	-	-	-	3,112,025,107.69
13% Derivation Refund to Oil Producing States	65,225,994,323.63	-	-	-	-	65,225,994,323.63
13% Refunds on Subsidy, Priority Projects	18,163,078,852.38	-	-	-	-	18,163,078,852.38
North East Development Commission	-	-	-	-	9,956,936,255.05	9,956,936,255.05
Transfer to Non-oil Excess account	221,000,000,000.00	-	-	-	-	221,000,000,000.00
TOTAL	714,842,749,685.20	177,092,121,418.40	231,551,580,326.91	14,690,602,279.89	345,726,953,300.26	1,483,904,007,010.66

Distribution of Revenue Allocation to FGN by Federation Account Allocation Committee for the Month of August, 2023 Shared in September, 2023

1	2	3	4=2-3	5	6	7	8	9=5+6+7+8
Beneficiaries	Gross Statutory Allocation	Total Deduction	Net Statutory Allocation	Distribution of ₦177.092 Billion from Non oil for the month of September, 2023	Exchange Gain	Electronic Money Transfer Levy (EMTL)	VAT	Total
	₦	₦	₦	₦	₦	₦	₦	₦
FGN (CRF Account)	159,366,889,752.92	(87,337,192,120.52)	72,029,697,632.40	85,889,678,887.92	105,363,954,967.61	1,974,416,946.42	45,071,731,447.85	310,329,479,882.21
Share of Derivation & Ecology	3,285,915,252.64	-	3,285,915,252.64	1,770,921,214.18	2,172,452,679.74	-	-	7,229,289,146.57
Stabilization	1,642,957,626.32	-	1,642,957,626.32	885,460,607.09	1,086,226,339.87	-	-	3,614,644,573.28
Development of Natural Resources	5,520,337,624.43	-	5,520,337,624.43	2,975,147,639.83	3,649,720,501.97	-	-	12,145,205,766.23
FCT-Abuja	3,285,915,252.64	(97,124,889.00)	3,188,790,363.64	1,770,921,214.18	2,172,452,679.74	141,029,781.89	3,219,409,389.13	10,492,603,428.59
Total	173,102,015,508.95	(87,434,317,009.52)	85,667,698,499.42	93,292,129,563.21	114,444,807,168.95	2,115,446,728.31	48,291,140,836.98	343,811,222,796.87

S/n	Beneficiaries	Net Statutory Allocation	Distribution of ₦177.092 Billion from non oil for the month of September, 2023	Exchange Gain	Electronic Money Transfer Levy (EMTL)	Net Share of Ecology	Net VAT Allocation	Total Net Amount
1	ABIA	1,925,732,767.40	1,136,978,732.62	1,509,303,935.17	177,941,978.81	64,265,493.80	3,254,479,307.63	8,068,702,215.44
2	ADAMAWA	1,604,471,623.32	1,209,549,849.39	1,483,798,257.40	160,270,783.56	136,734,867.80	3,771,763,483.07	8,366,588,864.54
3	AKWA IBOM	6,333,113,923.21	1,220,790,101.08	3,956,571,581.66	176,990,140.77	69,002,767.09	3,706,722,613.88	15,463,191,127.69
4	ANAMBRA	2,251,827,825.76	1,207,283,900.15	1,591,931,708.58	231,080,402.70	136,478,711.13	3,981,592,425.13	9,400,194,973.45
5	BAUCHI	705,521,261.41	1,452,402,980.63	1,781,714,918.81	181,259,900.78	164,188,462.06	3,916,933,989.58	8,202,021,513.28
6	BAYELSA	6,039,505,666.94	1,074,365,385.91	3,384,290,310.02	134,269,299.57	60,726,397.13	3,028,083,026.75	13,721,240,086.31
7	BENUE	2,204,262,150.52	1,361,721,683.53	1,670,472,913.62	179,163,957.53	76,968,648.49	3,794,948,760.27	9,287,538,113.96
8	BORNO	2,564,693,835.70	1,508,592,471.55	1,850,644,586.11	178,069,395.37	170,540,463.69	3,914,539,783.65	10,187,080,536.07
9	CROSS RIVER	742,284,232.79	1,220,998,296.30	1,497,842,478.54	158,964,740.55	69,014,534.92	3,327,779,907.65	7,016,884,190.75
10	DELTA	10,002,964,919.25	1,232,867,583.41	5,811,302,542.98	232,238,154.27	69,685,423.10	4,662,742,841.23	22,011,801,464.24
11	EBONYI	1,358,911,148.67	1,086,294,150.65	1,332,596,063.37	141,608,907.00	122,801,294.35	3,314,294,147.21	7,356,505,711.25
12	EDO	2,283,482,150.54	1,135,351,487.15	1,776,655,957.18	211,970,024.92	64,173,516.94	3,876,898,092.08	9,348,531,228.81
13	EKITI	967,151,007.66	1,085,681,161.19	1,331,844,087.19	149,323,124.04	122,731,998.29	3,151,775,058.65	6,808,506,437.04
14	ENUGU	1,861,020,390.42	1,221,103,676.69	1,497,971,752.46	185,198,591.25	138,040,982.68	3,531,939,640.77	8,435,275,034.26
15	GOMBE	688,742,764.73	1,143,697,702.01	1,403,015,062.24	142,160,859.32	129,290,540.75	3,395,533,404.79	6,902,440,333.84
16	IMO	817,346,741.02	1,262,441,419.81	1,703,716,679.93	191,588,318.42	71,357,026.22	3,657,483,124.62	7,703,933,310.03
17	JIGAWA	2,309,522,248.29	1,357,872,856.39	1,665,751,419.08	171,434,654.84	153,502,202.17	3,853,047,580.35	9,511,130,961.11
18	KADUNA	944,408,426.37	1,590,905,986.05	1,951,621,531.73	230,652,963.68	179,845,683.75	4,569,180,731.54	9,466,615,323.11
19	KANO	2,510,737,437.31	1,925,968,811.48	2,362,655,137.96	294,991,063.63	217,723,222.37	6,150,107,832.78	13,462,183,505.53
20	KATSINA	1,633,947,447.84	1,492,571,015.92	1,830,990,490.87	203,511,998.60	168,729,300.95	4,425,967,102.01	9,755,717,356.18
21	KEBBI	2,092,523,793.04	1,282,125,949.18	1,572,829,966.55	156,616,025.12	72,469,655.66	3,513,026,011.41	8,689,591,400.96
22	KOGI	1,593,693,094.31	1,341,998,807.27	1,646,278,152.71	166,357,776.10	75,853,851.58	3,532,493,295.18	8,356,674,977.14
23	KWARA	1,064,594,015.74	1,080,840,774.99	1,325,906,211.53	157,445,590.17	61,092,405.81	3,197,506,834.26	6,887,385,832.50
24	LAGOS	296,875,467.87	1,626,605,604.52	1,995,415,536.34	676,320,442.71	183,881,385.64	13,859,542,811.56	18,638,641,248.64
25	NASSARAWA	1,819,708,396.49	1,119,753,365.35	1,373,641,684.19	141,605,998.92	126,583,727.38	3,040,085,419.49	7,621,378,591.83
26	NIGER	1,414,119,136.55	1,438,273,341.88	1,764,381,583.30	179,228,053.25	81,295,580.90	3,766,669,916.51	8,643,967,612.38
27	OGUN	79,365,787.17	1,128,069,775.58	1,383,843,723.40	213,253,092.63	127,523,864.94	3,808,775,961.11	6,740,832,204.83
28	ONDO	1,999,085,593.50	1,130,304,608.14	1,771,952,371.89	178,471,614.20	63,888,252.00	3,603,167,793.31	8,746,870,233.04
29	OSUN	509,625,081.93	1,107,390,014.35	1,358,475,117.31	178,712,197.03	125,186,099.02	3,467,402,707.68	6,746,791,217.32
30	OYO	661,695,541.70	1,361,872,137.56	1,670,657,480.99	253,466,774.74	153,954,305.22	6,462,898,022.70	10,564,544,262.91
31	PLATEAU	531,760,307.73	1,267,947,839.05	1,555,437,169.46	168,956,905.39	71,668,265.78	3,474,742,127.56	7,070,512,614.96
32	RIVERS	6,985,862,370.23	1,309,490,091.64	3,654,464,114.31	242,046,092.98	74,016,360.16	10,006,659,732.16	22,272,538,761.49
33	SOKOTO	1,326,269,223.21	1,338,179,994.59	1,641,593,477.98	166,646,838.89	151,276,001.36	3,566,869,946.65	8,190,835,482.68
34	TARABA	1,775,191,545.51	1,169,625,225.66	1,434,821,287.04	142,210,837.28	132,221,545.63	3,064,511,030.93	7,718,581,472.04
35	YOBE	1,681,582,296.97	1,205,733,463.46	1,479,116,559.66	142,674,553.34	136,303,440.34	3,212,010,965.75	7,857,421,279.51
36	ZAMFARA	1,173,894,958.20	1,208,301,323.67	1,482,266,646.04	154,787,042.00	136,593,726.87	3,390,440,580.21	7,546,284,276.97
37	SOKU	74,631,309.34	-	5,004,797.48	-	-	-	79,636,106.82
	Total	74,830,125,888.66	46,043,951,568.78	68,510,777,295.08	7,051,489,094.34	4,159,610,005.94	152,252,616,010.10	352,848,569,862.91

CONTACT



National Bureau of Statistics

Head Office

No 1, Wole Olanipekun Street,
Formerly, Plot 762 Independence Avenue
Off Constitution Avenue,
CBD, Abuja, F. C. T.

Mr. Ichedi S.J

Information Desk

Director, Communication & Public Relations
Department (C&PRD)
Phone: +2348037051701
sjchedi@nigerianstat.gov.ng

Moses Mathew

Statistical Information Officer

Phone: +2347069071157
matmoses@nigerianstat.gov.ng



@nbs_nigeria



NBSNigeria



nbs_nigeria

