



NATIONAL BUREAU OF STATISTICS

Liquefied Petroleum Gas (Cooking Gas) Price Watch

OCTOBER 2023)

Report Date: November 2023

Data Source: National Bureau of Statistics (NBS)

CONTENT

Methodology	3
Executive Summary	4
Average Cooking Gas Prices across States – 5KG Refilling	5
Average Cooking Gas Prices across Zones – 5KG Refilling	6
12 Month Average Prices – 5KG Refilling	7
Average Cooking Gas Prices across States – 12.5KG Refilling	8
Average Cooking Gas Prices across Zones – 12.5KG Refilling	9
12 Month Average Prices – 12.5KG Refilling	10
Appendix	11
Contact	13

METHODOLOGY

Fieldwork is done solely by over 700 NBS Staff in all the States of the federation, supported by supervisors whom internal and external observers monitor.

Gas Prices are collected across all the 774 local governments across all States and the FCT from over 10,000 respondents and outlets and the estimates reflect the weights derived from estimates of household expenditures on gas and the actual prices households bought different KG of gases.

The average prices are reported for each state and the country.

The NBS audit team subsequently conducts randomly selected verification of prices recorded.

EXECUTIVE SUMMARY

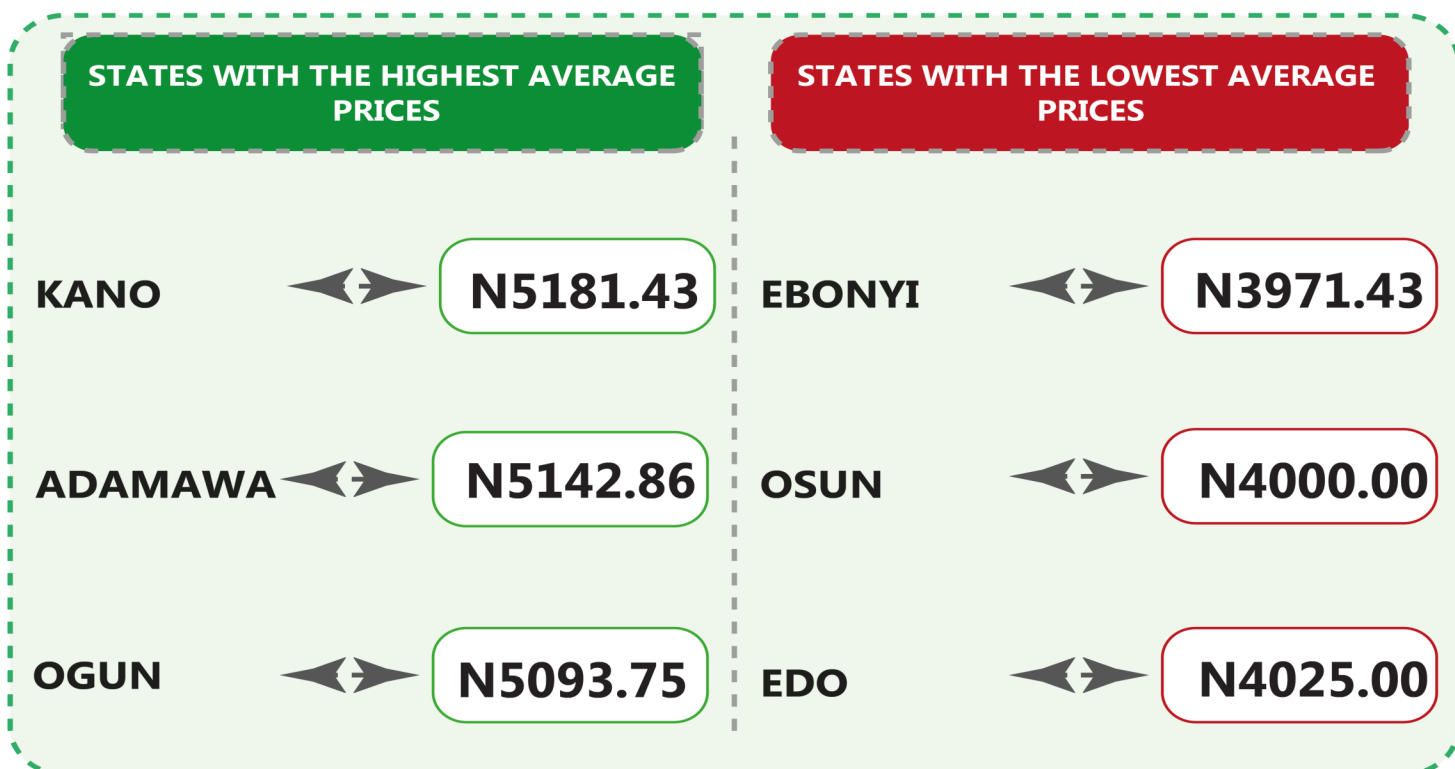
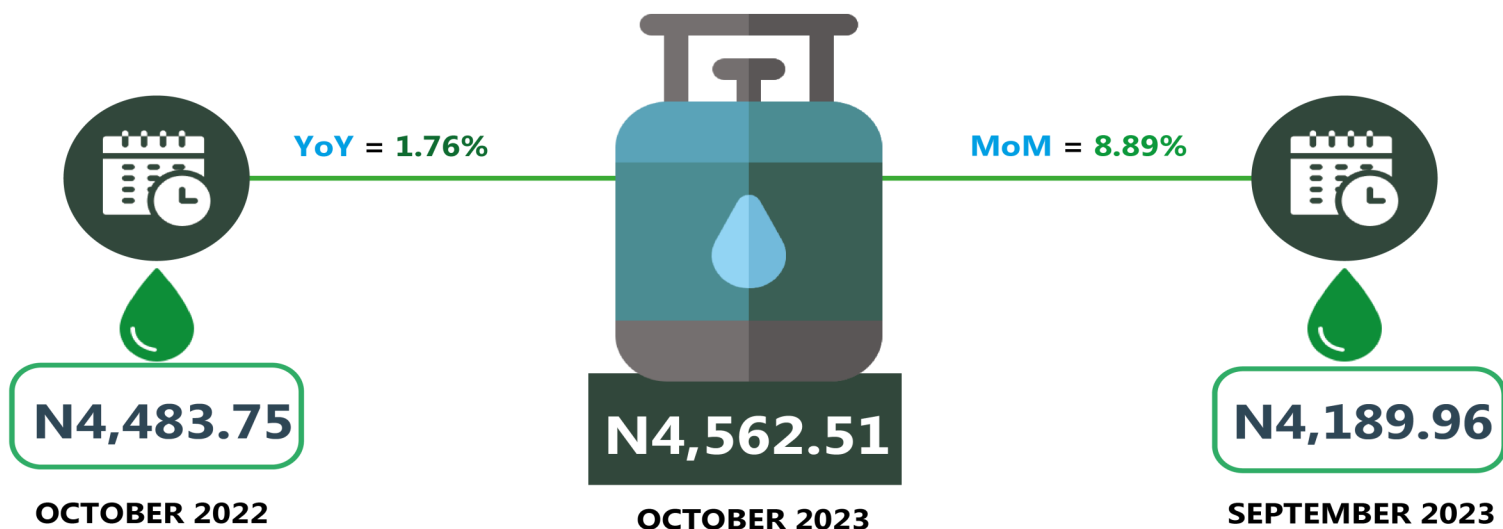
The average retail price for refilling a 5kg Cylinder of Liquefied Petroleum Gas (Cooking Gas) increased by 8.89% on a month-on-month basis from N4,189.96 recorded in September 2023 to N4,562.51 in October 2023. On a year-on-year basis, this increased by 1.76% from N4,483.75 in October 2022. On state profile analysis, Kano recorded the highest average price for refilling a 5kg Cylinder of Liquefied Petroleum Gas (Cooking Gas) with N5,181.43, followed by Adamawa with N5,142.86, and Ogun with N5,093.75. On the other hand, Ebonyi recorded the lowest price with N3,971.43, followed by Osun and Edo with N4,000.00 and N4,025.00 respectively. In addition, analysis by zone showed that the North-West recorded the highest average retail price for refilling a 5kg Cylinder of Liquefied Petroleum Gas (Cooking Gas) with N4,738.20, followed by the North-Central with N4,662.62, while the South-East recorded the lowest with N4,088.65.

Also, the average retail price for refilling a 12.5kg Cylinder of Liquefied Petroleum Gas (Cooking Gas) increased by 14.04% on a month-on-month basis from N9,247.40 in September 2023 to N10,545.87 in October 2023. On a year-on-year basis, this rose by 4.93% from N10,050.53 in October 2022. On state profile analysis, Edo recorded the highest average retail price for the refilling of a 12.5kg Cylinder of Liquefied Petroleum Gas (Cooking Gas) with N12,536.88, followed by Jigawa with N12,050.00 and Delta with N11,987.50. Conversely, the lowest average price was recorded in Zamfara with N9,050.00, followed by Lagos and Oyo with N9,071.05 and N9,407.14 respectively. Analysis by zone showed that the South-South recorded the highest average retail price for refilling a 12.5kg Cylinder of Liquefied Petroleum Gas (Cooking Gas) with N11,480.60, followed by the North-Central with N10,683.97, while the South-East recorded the lowest price with N9,847.42.

LIQUEFIED PETROLEUM GAS (COOKING GAS)

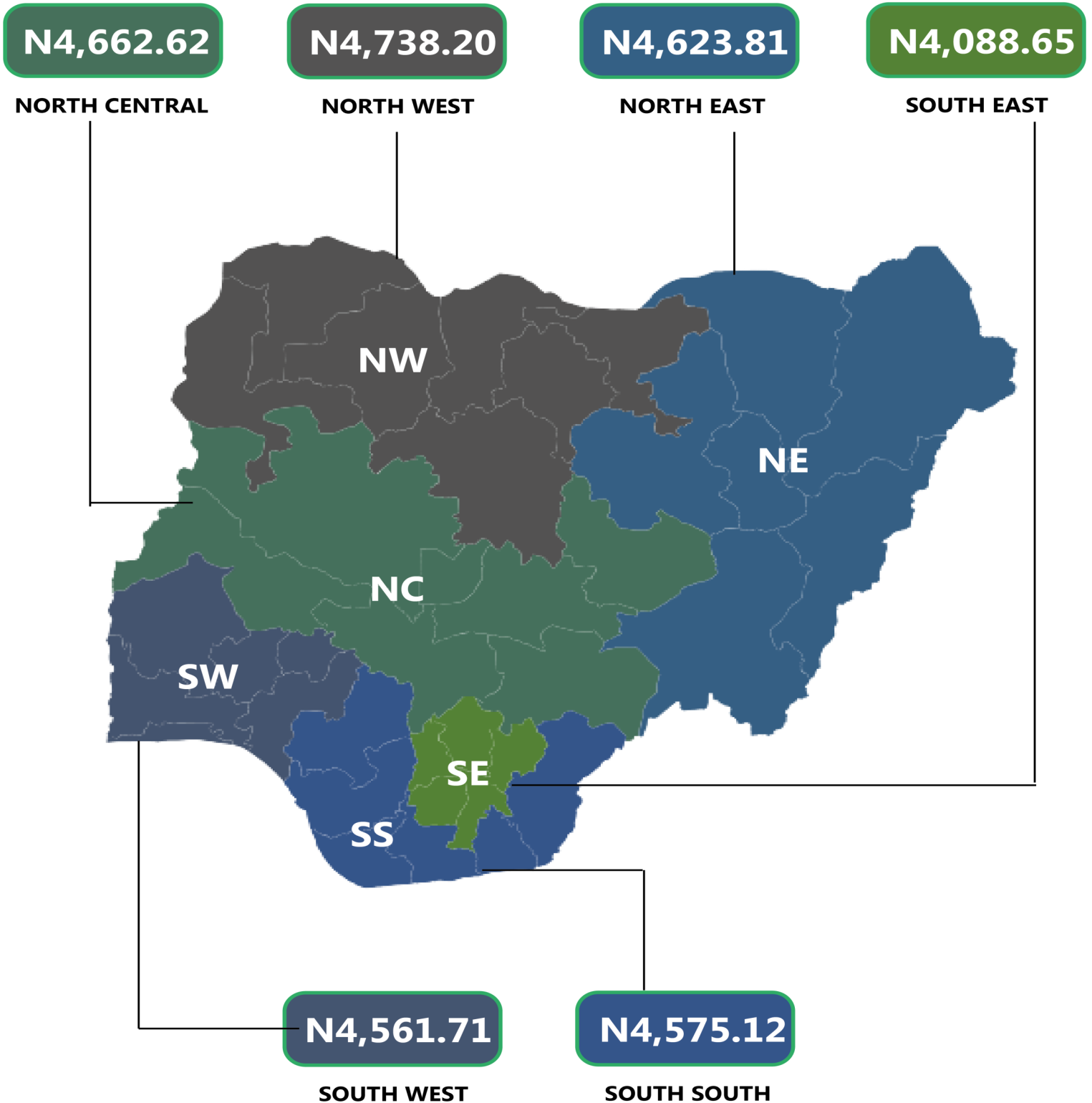
PRICE WATCH - OCTOBER 2023

Average Cooking Gas Prices Across States – 5KG Refilling

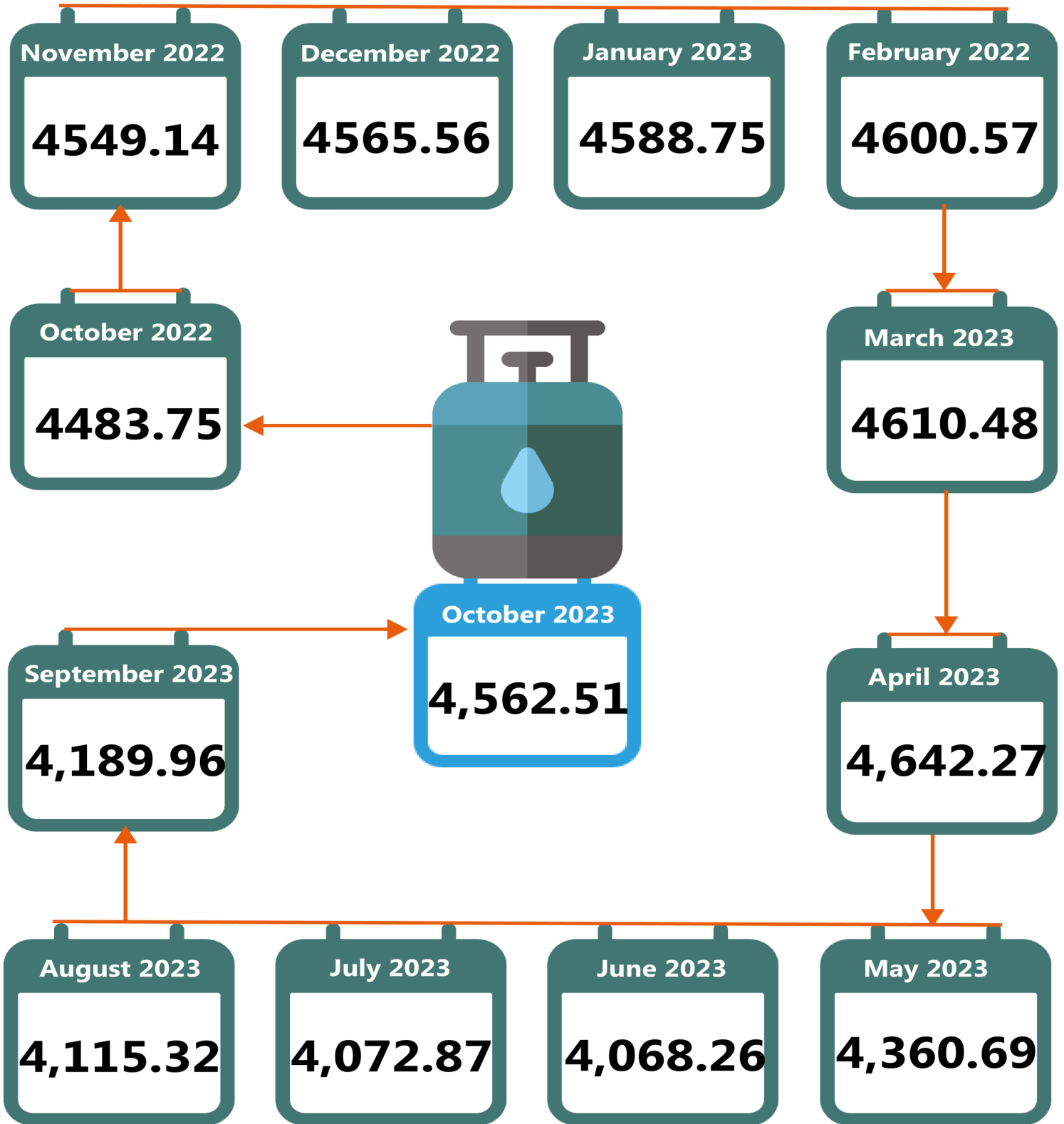


LIQUEFIED PETROLEUM GAS (COOKING GAS) PRICE WATCH - OCTOBER 2023

Average Cooking Gas Prices Across Zones – 5KG Refilling



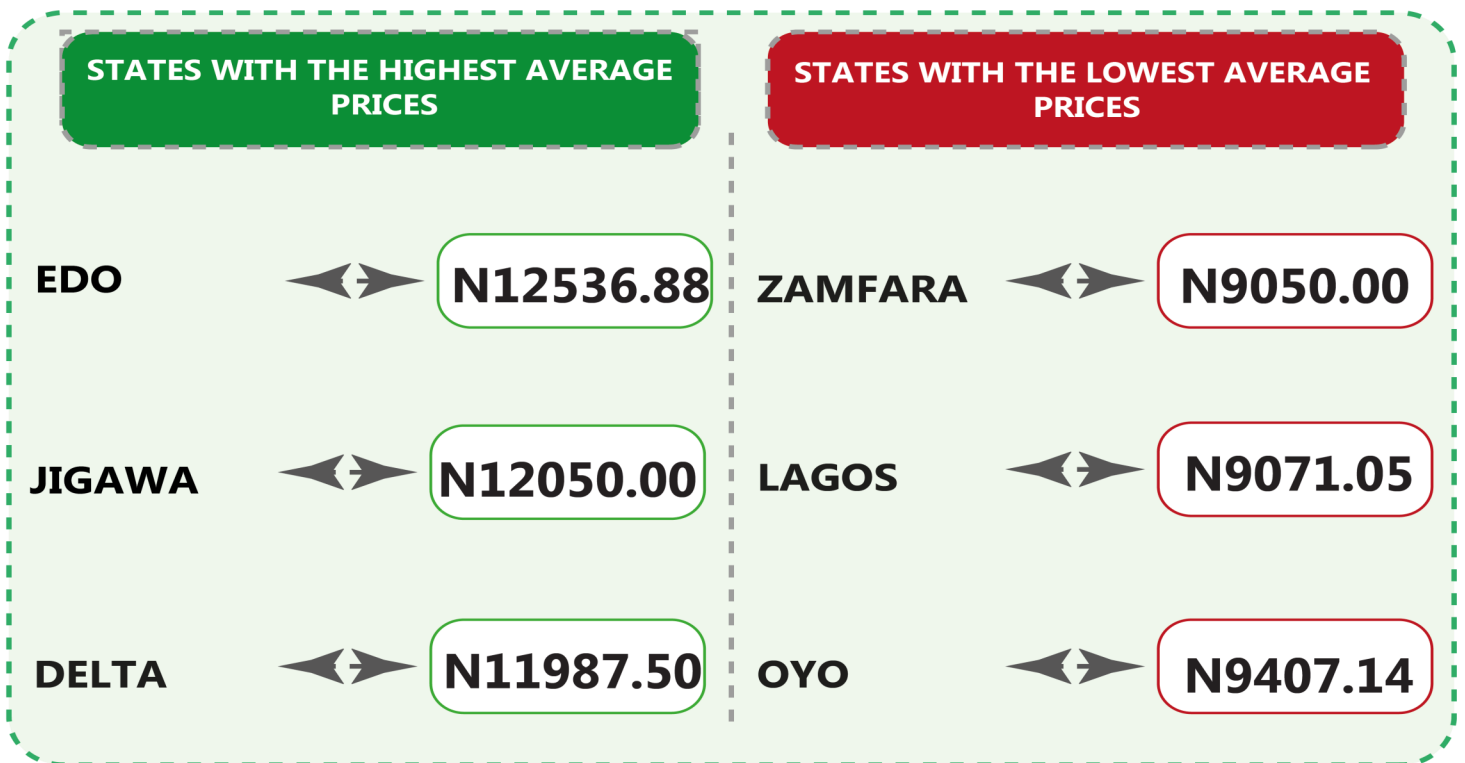
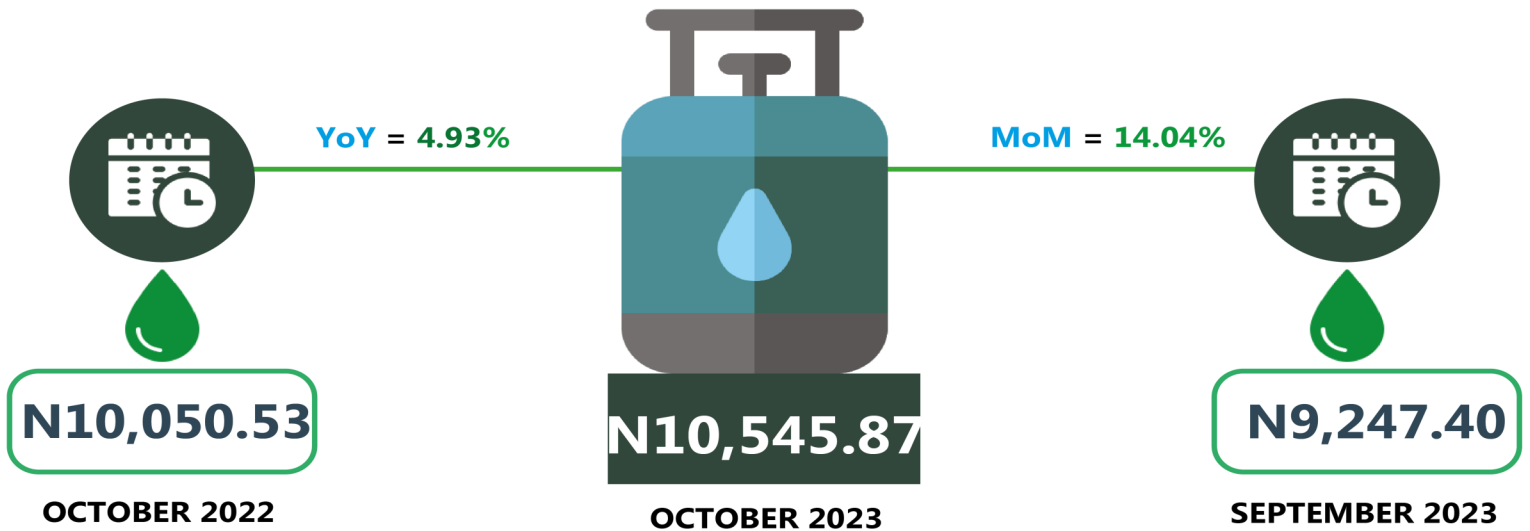
**LIQUEFIED PETROLEUM GAS (COOKING GAS)
PRICE WATCH - OCTOBER 2023**
12 Month Average Prices– 5KG Refilling



LIQUEFIED PETROLEUM GAS (COOKING GAS)

PRICE WATCH - OCTOBER 2023

Average Cooking Gas Prices Across States – 12.5KG Refilling



LIQUEFIED PETROLEUM GAS (COOKING GAS) PRICE WATCH - OCTOBER 2023

Average Cooking Gas Prices Across Zones – 12.5KG Refilling



N10,683.97

NORTH CENTRAL

N10,404.61

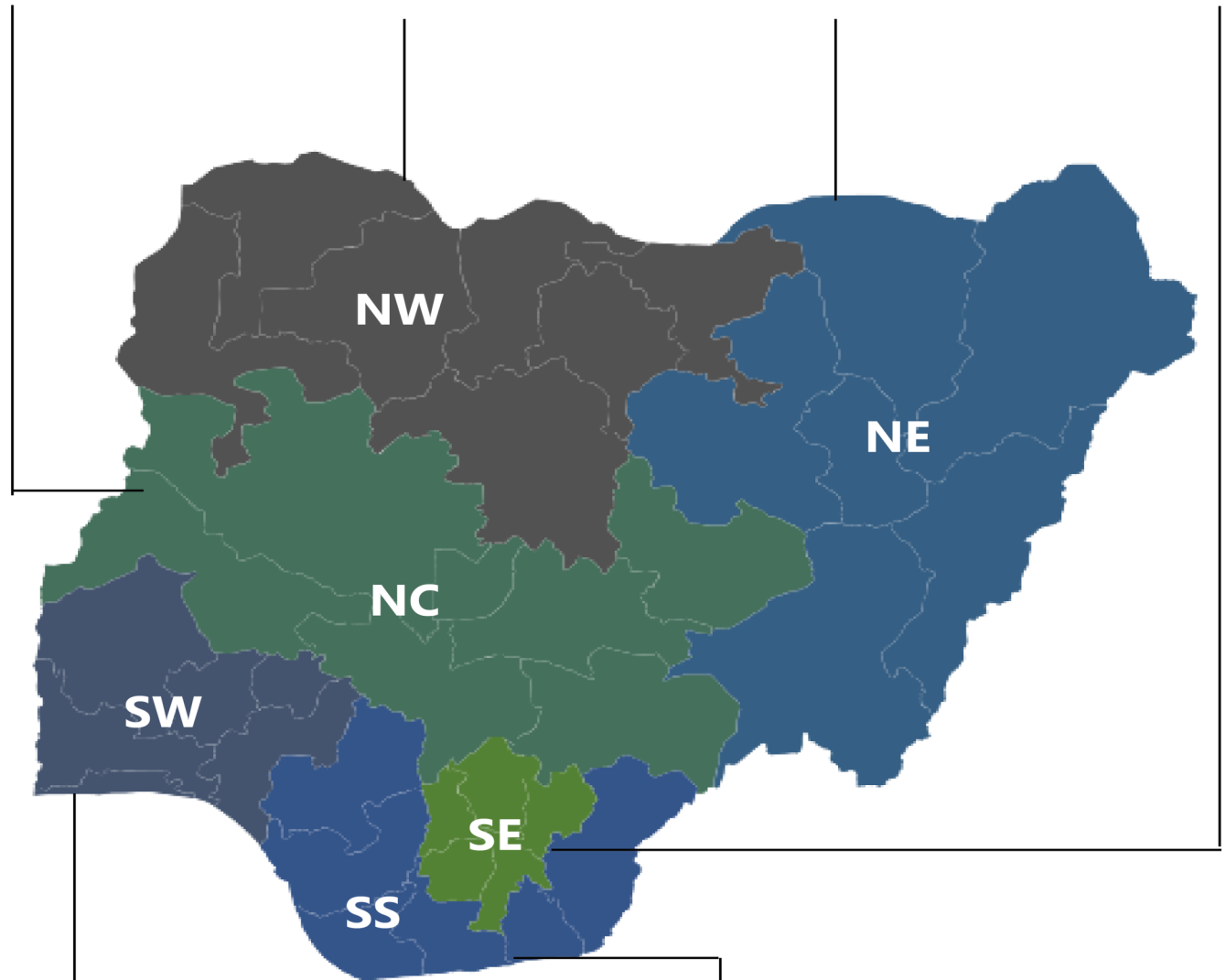
NORTH WEST

N10,558.57

NORTH EAST

N9,847.42

SOUTH EAST



N10,184.16

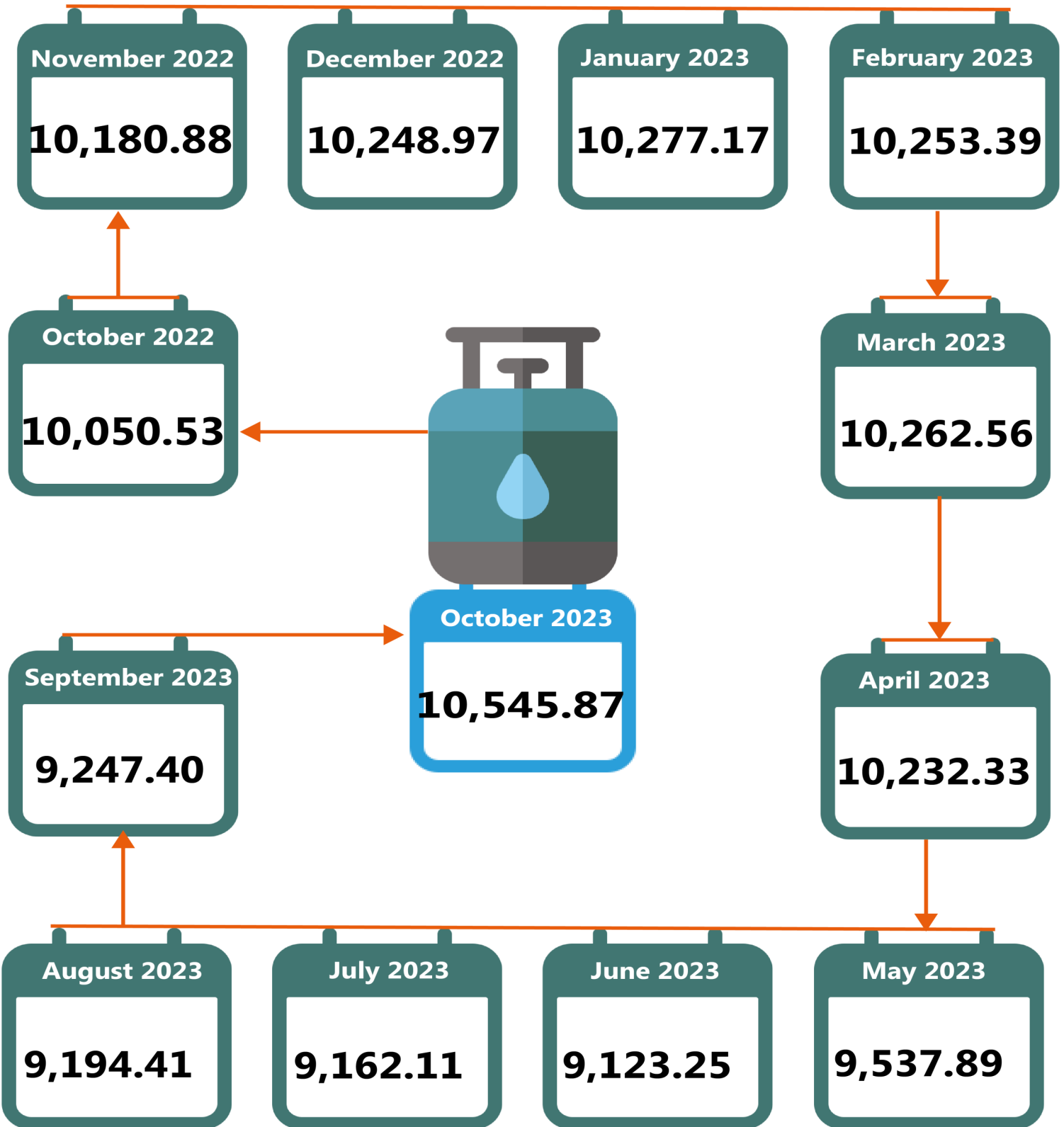
SOUTH WEST

N11,480.60

SOUTH SOUTH

LIQUEFIED PETROLEUM GAS (COOKING GAS) PRICE WATCH - OCTOBER 2023

12 Month Average Prices – 12.5KG Refilling



APPENDIX

5KG					
	Average of Oct-22	Average of Sep-23	Average of Oct-23	MoM	YoY
NORTH CENTRAL	4726.07	4555.95	4662.62	2.34	-1.34
Abuja	4675.00	4398.00	4680.00	6.41	0.11
Benue	4660.00	4789.26	5075.00	5.97	8.91
Kogi	4595.00	4675.10	4437.50	-5.08	-3.43
Kwara	4955.00	4866.60	5066.67	4.11	2.25
Nasarawa	4537.50	3725.00	4150.00	11.41	-8.54
Niger	4950.00	4681.43	4700.00	0.40	-5.05
Plateau	4710.00	4756.25	4529.17	-4.77	-3.84
NORTH EAST	4577.86	4169.45	4623.81	10.90	1.00
Adamawa	4940.29	4785.71	5142.86	7.46	4.10
Bauchi	4573.33	4000.00	4250.00	6.25	-7.07
Borno	4550.00	4000.00	4600.00	15.00	1.10
Gombe	4628.57	3644.44	4350.00	19.36	-6.02
Taraba	4575.00	4261.54	4400.00	3.25	-3.83
Yobe	4200.00	4325.00	5000.00	15.61	19.05
NORTH WEST	4454.04	4394.40	4738.20	7.82	6.38
Jigawa	4500.00	4291.67	4783.33	11.46	6.30
Kaduna	4611.11	4666.67	4637.50	-0.63	0.57
Kano	4100.00	4406.67	5181.43	17.58	26.38
Katsina	4375.50	4270.00	4681.82	9.64	7.00
Kebbi	4491.67	3968.00	4900.00	23.49	9.09
Sokoto	4235.00	4397.00	4483.33	1.96	5.86
Zamfara	4865.00	4760.77	4500.00	-5.48	-7.50
SOUTH EAST	4332.28	3917.47	4088.65	4.37	-5.62
Abia	4045.45	3887.73	4073.53	4.78	0.69
Anambra	4164.29	3983.33	4183.33	5.02	0.46
Ebonyi	4551.67	3971.43	3971.43	0.00	-12.75
Enugu	4225.00	3847.80	4159.09	8.09	-1.56
Imo	4675.00	3897.06	4055.88	4.08	-13.24
SOUTH SOUTH	4275.92	4152.79	4575.12	10.17	7.00
Akwa Ibom	4361.54	4297.59	4750.00	10.53	8.91
Bayelsa	4176.92	4694.44	4600.00	-2.01	10.13
Cross River	4370.00	4493.75	5081.25	13.07	16.28
Delta	4139.29	3883.33	4044.44	4.15	-2.29
Edo	4430.00	3626.17	4025.00	11.00	-9.14
Rivers	4177.78	3921.43	4950.00	26.23	18.48
SOUTH WEST	4475.63	3809.22	4561.71	19.75	1.92
Ekiti	4566.67	3450.06	4032.14	16.87	-11.70
Lagos	4852.94	4390.64	5015.00	14.22	3.34
Ogun	4205.56	3920.00	5093.75	29.94	21.12
Ondo	4271.76	3364.62	4161.54	23.69	-2.58
Osun	4261.54	3675.00	4000.00	8.84	-6.14
Oyo	4695.33	4055.00	5067.86	24.98	7.93
Average	4483.75	4189.96	4562.51	8.89	1.76

12.5KG					
	Average of Oct-22	Average of Sep-23	Average of Oct-23	MoM	YoY
NORTH CENTRAL	10212.64	9335.71	10683.97	14.44	4.62
Abuja	10125.00	9123.20	11200.00	22.76	10.62
Benue	10225.00	9125.00	10520.00	15.29	2.89
Kogi	10783.33	8892.86	11365.00	27.80	5.39
Kwara	10125.00	9593.75	10610.00	10.59	4.79
Nasarawa	9971.43	9950.15	10675.00	7.28	7.06
Niger	10150.00	9676.67	9881.25	2.11	-2.65
Plateau	10108.75	8988.33	10536.54	17.22	4.23
NORTH EAST	9501.05	8683.62	10558.57	21.59	11.13
Adamawa	9985.71	7604.29	10571.43	39.02	5.87
Bauchi	9812.23	9639.93	10750.00	11.52	9.56
Borno	9760.00	8113.69	11500.00	41.74	17.83
Gombe	9540.00	8188.75	10030.00	22.49	5.14
Taraba	9375.00	9196.73	10000.00	8.73	6.67
Yobe	8533.33	9358.33	10500.00	12.20	23.05
NORTH WEST	9643.27	9110.64	10404.61	14.20	7.90
Jigawa	9660.00	9374.44	12050.00	28.54	24.74
Kaduna	10365.00	9340.77	11584.17	24.02	11.76
Kano	9600.00	8976.67	9471.43	5.51	-1.34
Katsina	9202.86	9435.45	10035.00	6.35	9.04
Kebbi	9950.00	8999.43	10733.33	19.27	7.87
Sokoto	9100.00	9312.74	9908.33	6.40	8.88
Zamfara	9625.00	8335.00	9050.00	8.58	-5.97
SOUTH EAST	10254.10	9393.69	9847.42	4.83	-3.97
Abia	9970.45	9458.54	9943.33	5.13	-0.27
Anambra	10286.67	9860.71	9760.71	-1.01	-5.11
Ebonyi	10660.67	9198.29	9814.29	6.70	-7.94
Enugu	10211.54	9282.14	9850.00	6.12	-3.54
Imo	10141.18	9168.75	9868.75	7.63	-2.69
SOUTH SOUTH	10454.04	9613.55	11480.60	19.42	9.82
Akwa Ibom	10206.25	9188.89	10480.63	14.06	2.69
Bayelsa	10333.33	9869.52	10952.27	10.97	5.99
Cross River	10986.11	10203.13	11928.57	16.91	8.58
Delta	10530.36	9543.75	11987.50	25.61	13.84
Edo	10415.38	9376.00	12536.88	33.71	20.37
Rivers	10252.78	9500.00	10997.73	15.77	7.27
SOUTH WEST	10312.87	9379.68	10184.16	8.58	-1.25
Ekiti	10491.07	9298.44	11558.93	24.31	10.18
Lagos	9941.18	9620.83	9071.05	-5.71	-8.75
Ogun	10212.50	9967.11	10621.67	6.57	4.01
Ondo	10252.06	9155.00	10367.31	13.24	1.12
Osun	10153.85	9308.33	10078.85	8.28	-0.74
Oyo	10826.56	8928.34	9407.14	5.36	-13.11
Average	10050.53	9247.40	10545.87	14.04	4.93

CONTACT



National Bureau of Statistics

Head Office

No 1, Wole Olanipekun Street,
Formerly, Plot 762 Independence
Avenue
Off Constitution Avenue,
CBD, Abuja, F. C. T.

Mr. Ichedi S.J

Information Desk

Head, Communication & Public
Relations Department (C&PRD)
Phone: +2348037051701
sjchedi@nigerianstat.gov.ng

Moses Mathew

Statistical Information Officer

Phone: +2347069071157
matmoses@nigerianstat.gov.ng

Dr A.A. Ayo

Head Prices Division

Phone: +2348036082904
anthonyayo@nigerianstat.gov.ng



@nbs_nigeria



NBSNigeria



Nbs_nigeria

