



NATIONAL BUREAU OF STATISTICS

National Household Kerosene Price Watch

(OCTOBER 2023)

Report Date: November 2023

Data Source: National Bureau of Statistics (NBS)

CONTENT

Methodology	3
Executive Summary	4
Average Kerosene Prices per liter across States	5
Average Kerosene Prices per liter across Zones	6
12 Months Average Prices per liter	7
Average Kerosene Prices per gallon across States	8
Average Kerosene Prices per gallon across Zones	9
12 Months Average Prices per gallon	10
Appendix	11
Contact	13

METHODOLOGY

Fieldwork is done solely by over 700 NBS Staff in all the States of the federation, supported by supervisors whom internal and external observers monitor.

Fuel Prices are collected across all the 774 local governments across all States and the FCT from over 10,000 respondents and outlets and the estimates reflect the weights derived from estimates of household expenditures on fuel and the actual prices of liters or gallon bought by the households.

The average prices are reported for each state and the country. The NBS audit team subsequently conducts randomly selected verification of prices recorded.

EXECUTIVE SUMMARY

The average retail price per litre of Household Kerosene (HHK) paid by consumers in October 2023 was N1,303.16, indicating an increase of 0.32% compared to N1,299.03 recorded in September 2023. On a year-on-year basis, the average retail price per litre of the product rose by 25.18% from N1,041.05 in October 2022.

On state profile analysis, the highest average price per litre in October 2023 was recorded in Adamawa with N1,676.19, followed by Abia with N1,555.21 and Abuja with N1,541.67. On the other hand, the lowest price was recorded in Kwara with N1,034.29, followed by Kebbi with N1,133.33 and Enugu with N1,134.52.

In addition, analysis by zone showed that the South-East recorded the highest average retail price per litre of Household Kerosene with N1,404.49, followed by the North-East with N1,371.03, while the North-West recorded the lowest with N1,221.22.

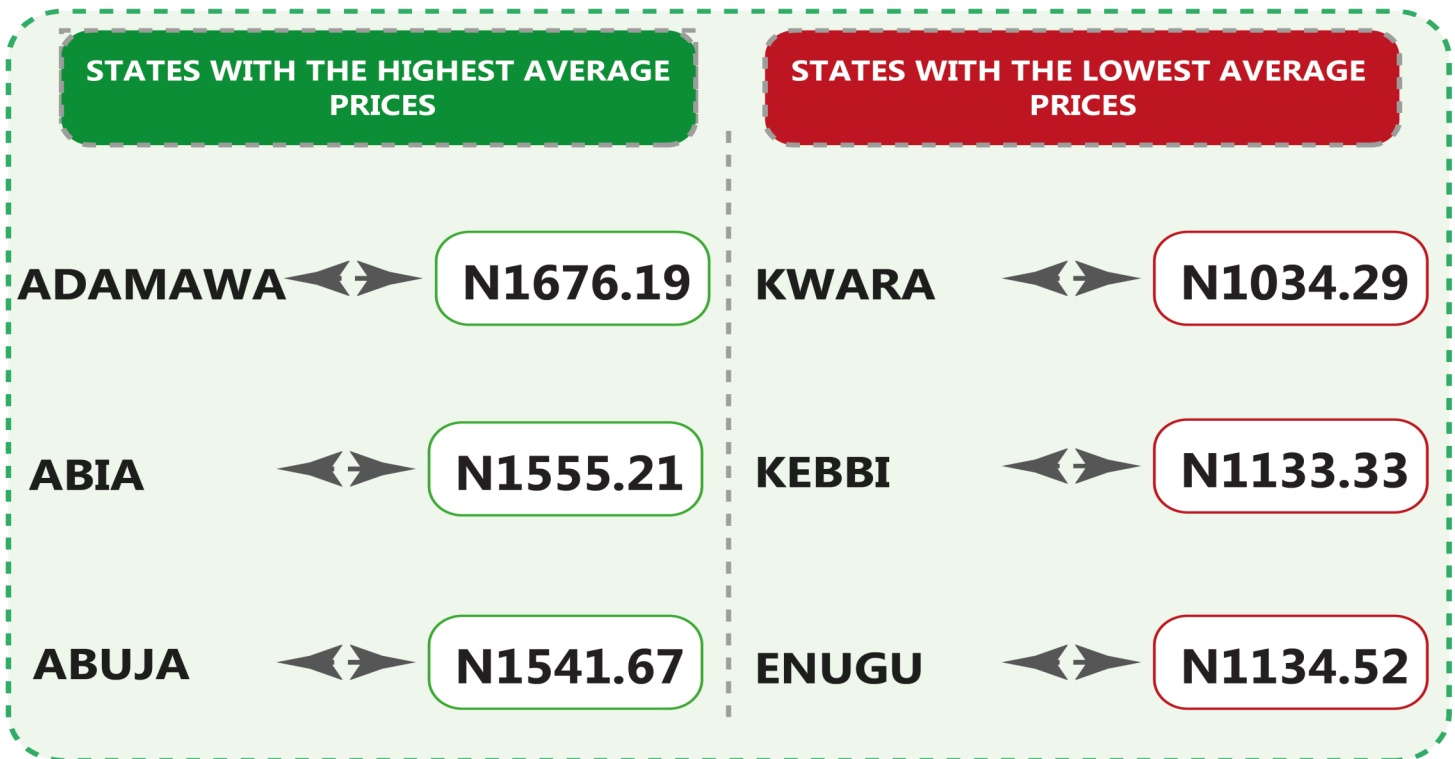
The average retail price per gallon of Household Kerosene paid by consumers in October 2023 was N4,581.89, showing an increase of 4.63% from N4,379.31 in September 2023. On a year-on-year basis, this increased by 30.28% from N3,516.87 in October 2022.

On state profile analysis, Taraba recorded the highest average retail price per gallon of Household Kerosene with N5,500.00, followed by Lagos with N5,484.38 and Adamawa with N5,214.29. On the other hand, Delta recorded the lowest price with N3,108.33, followed by Rivers and Ogun with N3,860.00 and N3,900.00 respectively.

Analysis by zone showed that the North-East recorded the highest average retail price per gallon of Household Kerosene with N5,096.83, followed by the North West with N4,773.87, while the South-South recorded the lowest with N4,017.76.

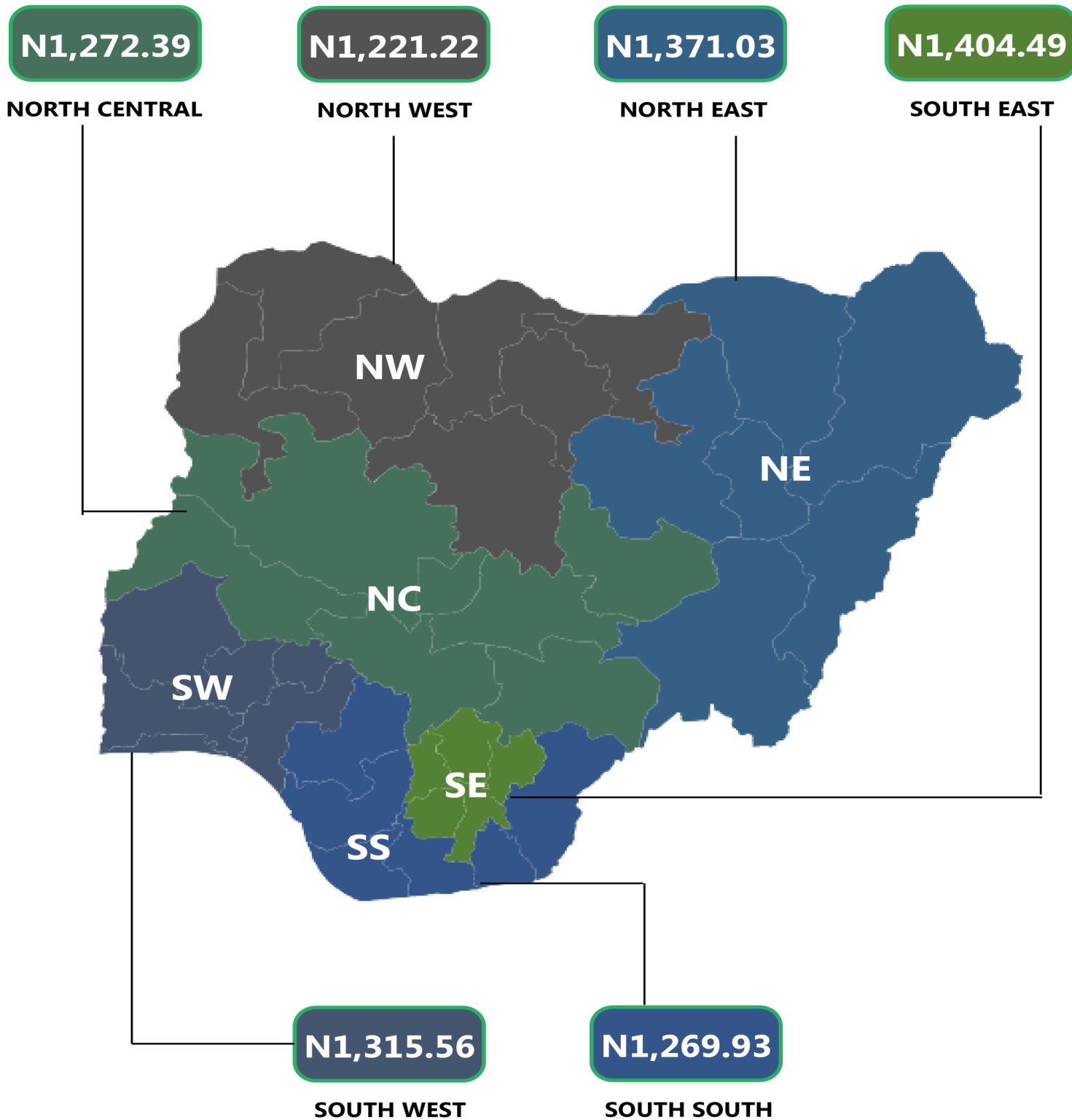
NATIONAL HOUSEHOLD KEROSENE PRICE WATCH - OCTOBER 2023

Average Kerosene Prices per litre Across States



NATIONAL HOUSEHOLD KEROSENE PRICE WATCH - OCTOBER 2023

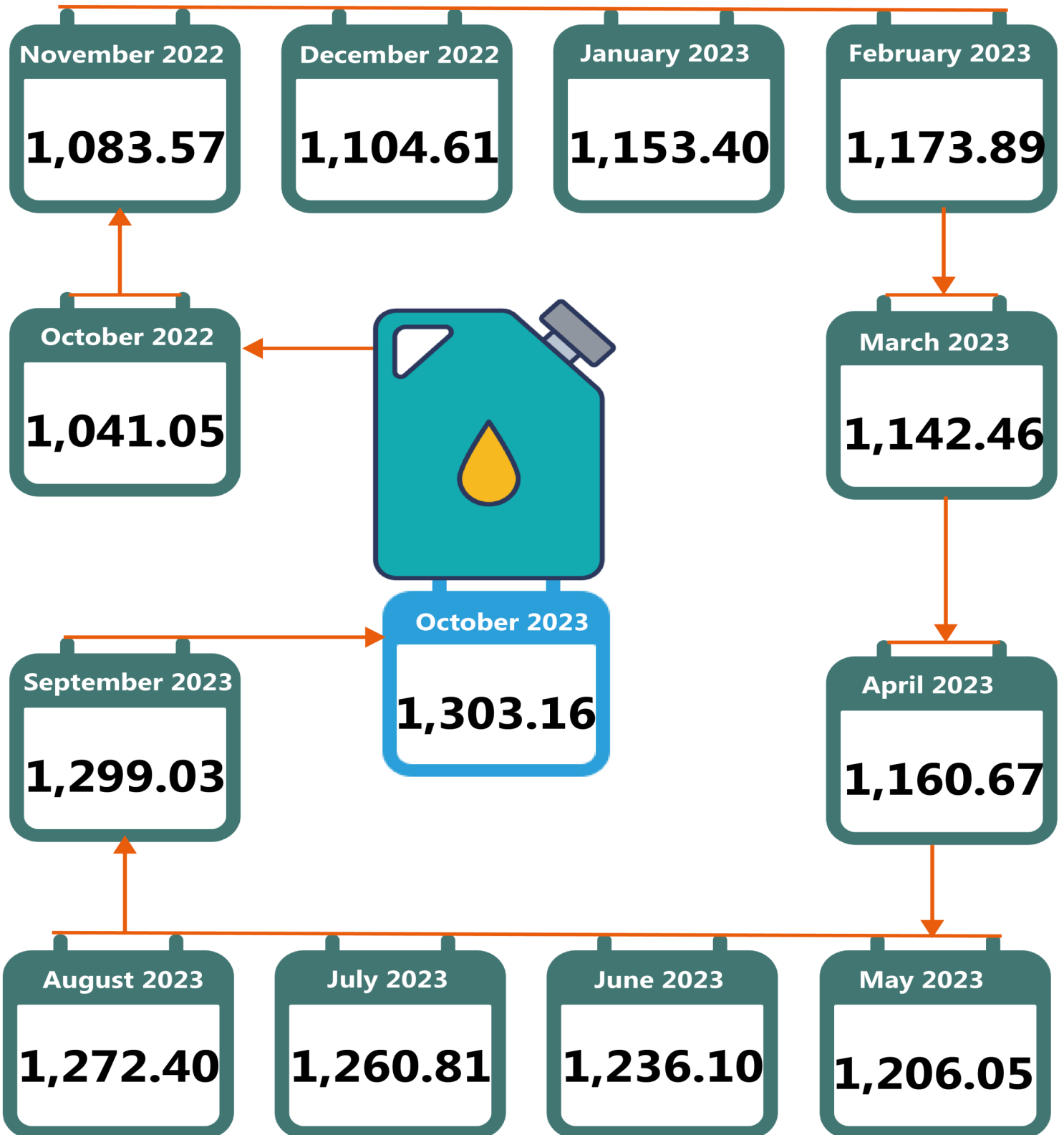
Average Kerosene Prices per litre Across Zones



NATIONAL HOUSEHOLD KEROSENE PRICE WATCH

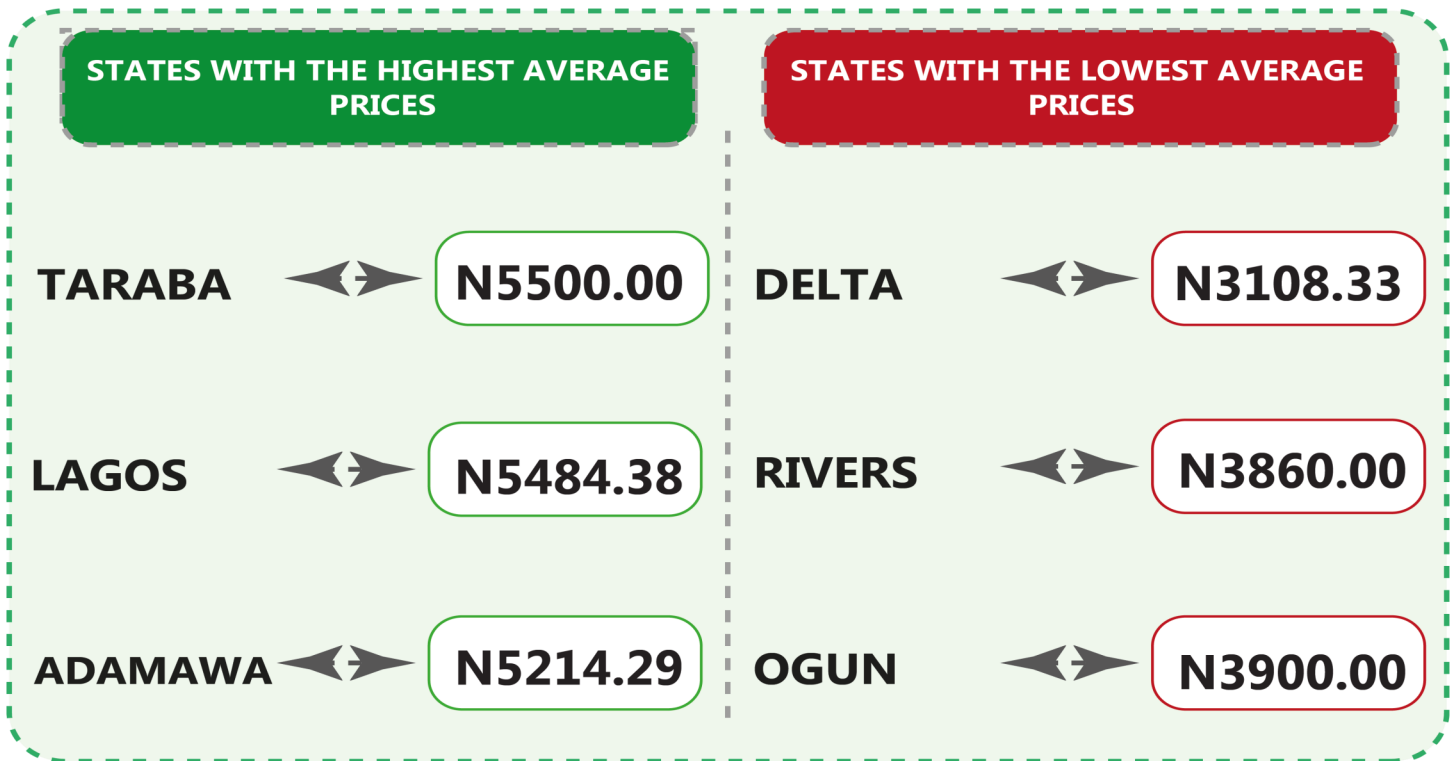
- OCTOBER 2023

12 Month Average Prices per litre



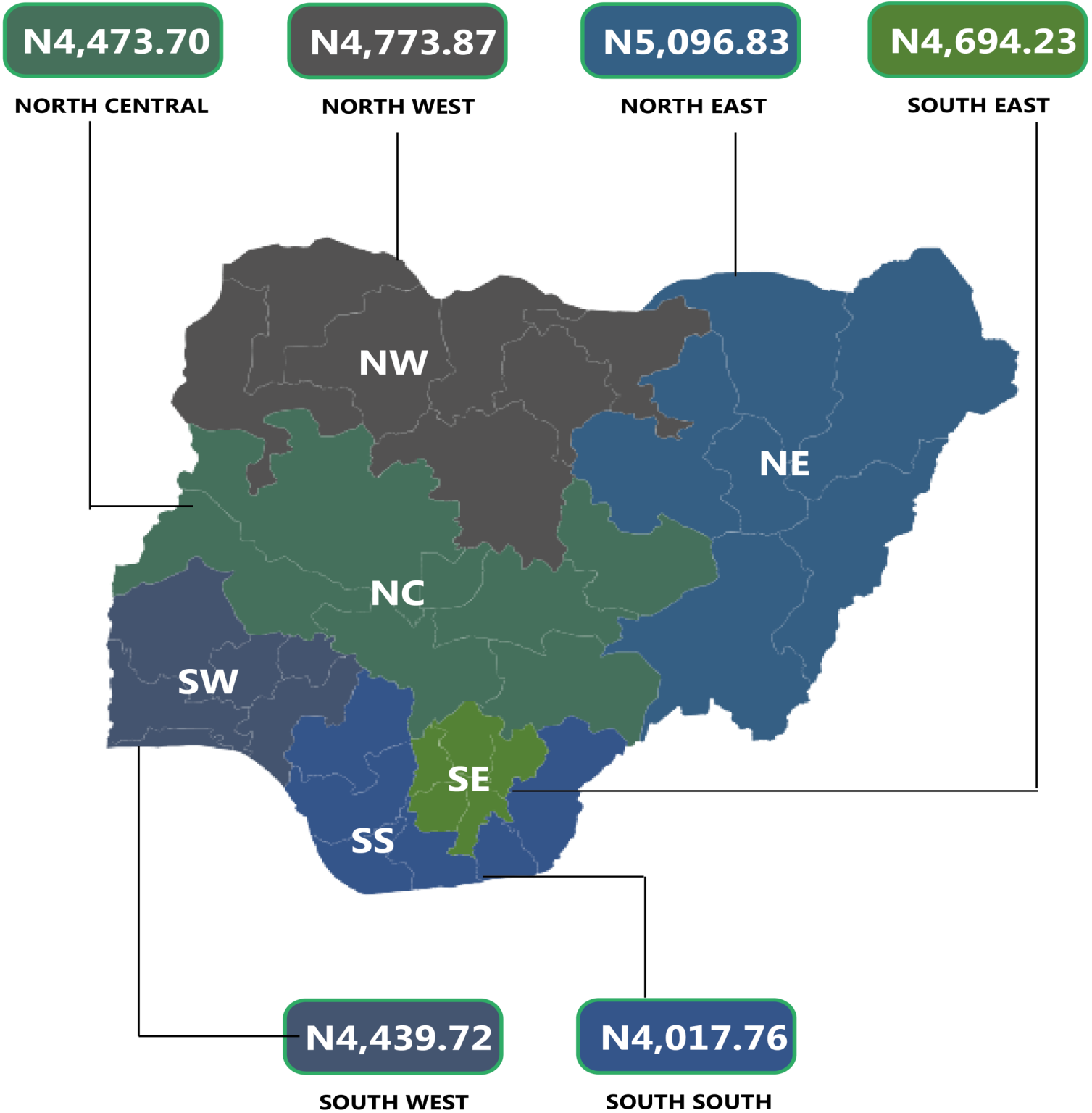
NATIONAL HOUSEHOLD KEROSENE PRICE WATCH - OCTOBER 2023

Average Kerosene Prices per gallon Across States



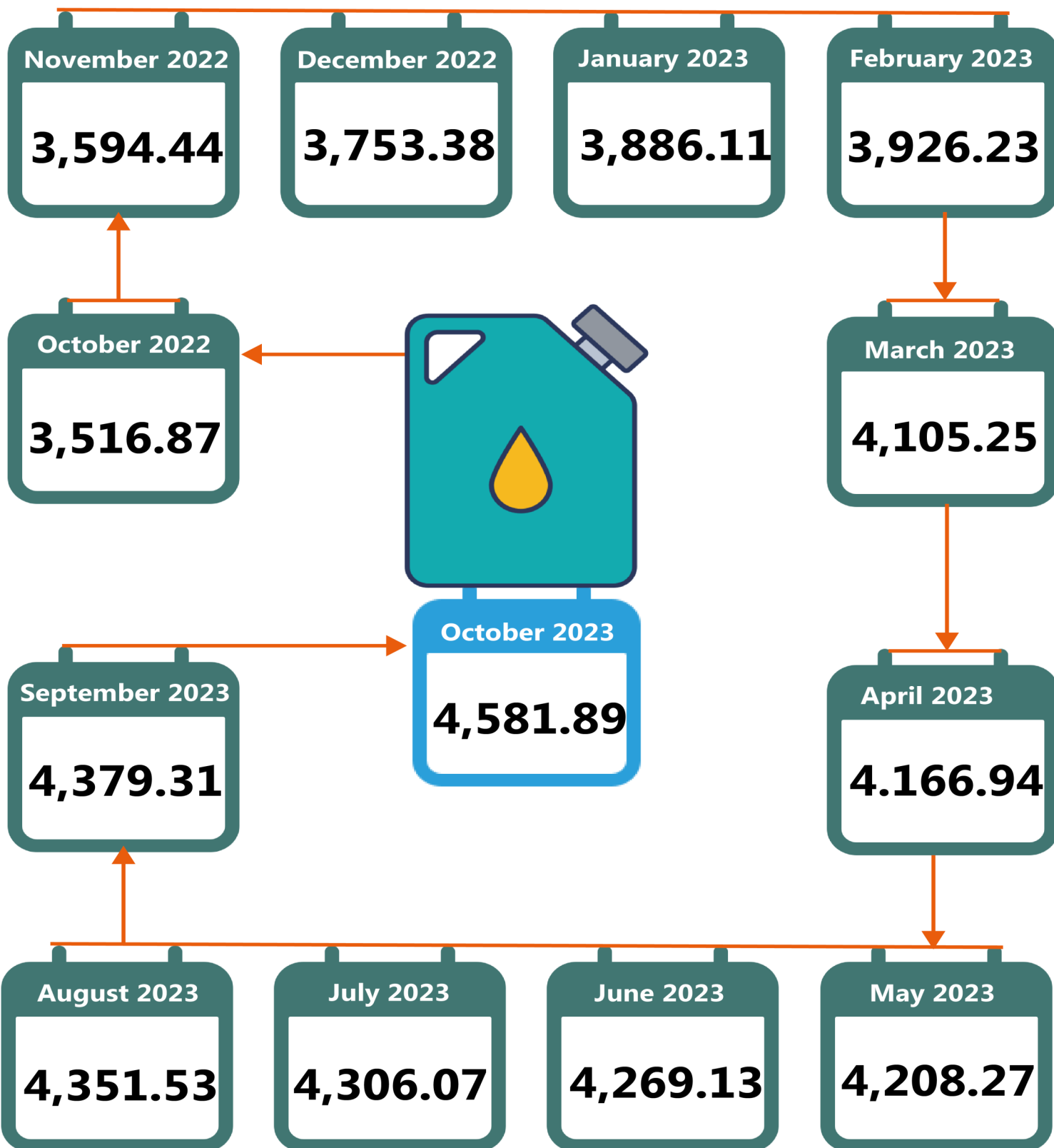
NATIONAL HOUSEHOLD KEROSENE PRICE WATCH - OCTOBER 2023

Average Kerosene Prices per gallon Across Zones



NATIONAL HOUSEHOLD KEROSENE PRICE WATCH - OCTOBER 2023

12 Month Average Prices per gallon



APPENDIX

LITRE						
	Average of Oct-22	Average of Sep-23	Average of Oct-23	MoM	YoY	
NORTH CENTRAL	1042.60	1308.14	1272.39		-2.73	22.04
Abuja	1271.72	1492.50	1541.67		3.29	21.23
Benue	1003.33	1476.67	1441.67		-2.37	43.69
Kogi	967.34	1149.86	1229.17		6.90	27.07
Kwara	1044.61	1163.72	1034.29		-11.12	-0.99
Nasarawa	856.53	1229.48	1157.14		-5.88	35.10
Niger	1071.34	1260.17	1175.00		-6.76	9.68
Plateau	1083.33	1384.62	1327.78		-4.10	22.56
NORTH EAST	905.18	1390.67	1371.03		-1.41	51.47
Adamawa	900.00	1746.05	1676.19		-4.00	86.24
Bauchi	966.67	1388.25	1366.67		-1.55	41.38
Borno	783.33	1333.33	1333.33		0.00	70.21
Gombe	959.65	1433.33	1333.33		-6.98	38.94
Taraba	921.43	1200.00	1266.67		5.56	37.47
Yobe	900.00	1243.05	1250.00		0.56	38.89
NORTH WEST	961.30	1190.81	1221.22		2.55	27.04
Jigawa	963.89	1104.78	1216.67		10.13	26.22
Kaduna	962.50	1160.38	1273.81		9.78	32.34
Kano	970.24	1142.27	1155.56		1.16	19.10
Katsina	949.78	1271.96	1280.30		0.66	34.80
Kebbi	988.13	1182.95	1133.33		-4.19	14.70
Sokoto	921.67	1267.80	1333.33		5.17	44.67
Zamfara	972.92	1205.56	1155.56		-4.15	18.77
SOUTH EAST	1191.14	1368.49	1404.49		2.63	17.91
Abia	1151.39	1455.21	1555.21		6.87	35.07
Anambra	1134.31	1383.54	1363.54		-1.45	20.21
Ebonyi	1203.33	1447.22	1447.22		0.00	20.27
Enugu	1300.00	1134.52	1134.52		0.00	-12.73
Imo	1166.67	1421.97	1521.97		7.03	30.45
SOUTH SOUTH	1041.53	1268.30	1269.93		0.13	21.93
Akwa Ibom	1230.77	1266.67	1329.63		4.97	8.03
Bayelsa	805.67	1292.43	1254.55		-2.93	55.72
Cross River	1304.17	1541.67	1416.67		-8.11	8.63
Delta	1044.87	1164.58	1266.67		8.77	21.23
Edo	1059.52	1144.44	1193.75		4.31	12.67
Rivers	804.17	1200.00	1158.33		-3.47	44.04
SOUTH WEST	1142.62	1295.88	1315.56		1.52	15.14
Ekiti	1145.83	1300.00	1423.08		9.47	24.20
Lagos	1294.44	1389.39	1435.56		3.32	10.90
Ogun	1159.09	1388.89	1407.41		1.33	21.42
Ondo	1134.38	1287.04	1300.00		1.01	14.60
Osun	1081.37	1213.54	1192.71		-1.72	10.30
Oyo	1040.63	1196.43	1134.62		-5.17	9.03
Average	1041.05	1299.03	1303.16		0.32	25.18

GALLON					
	Average of Oct-22	Average of Sep-23	Average of Oct-23	MoM	YoY
NORTH CENTRAL	3780.61	4281.81	4473.70	4.48	18.33
Abuja	4450.00	4285.82	4600.00	7.33	3.37
Benue	3214.29	4383.33	4755.00	8.48	47.93
Kogi	4350.00	4152.77	4862.50	17.09	11.78
Kwara	4350.00	4249.51	4372.00	2.88	0.51
Nasarawa	3350.00	4435.00	4025.00	-9.24	20.15
Niger	3350.00	4198.57	4180.00	-0.44	24.78
Plateau	3400.00	4267.66	4521.43	5.95	32.98
NORTH EAST	3042.52	4712.01	5096.83	8.17	67.52
Adamawa	3114.29	4700.00	5214.29	10.94	67.43
Bauchi	3050.00	4375.00	4800.00	9.71	57.38
Borno	2740.00	4997.47	5000.00	0.05	82.48
Gombe	2417.50	4833.33	5066.67	4.83	109.58
Taraba	3433.33	4666.67	5500.00	17.86	60.19
Yobe	3500.00	4699.62	5000.00	6.39	42.86
NORTH WEST	3532.77	4534.94	4773.87	5.27	35.13
Jigawa	3575.00	4300.00	4381.25	1.89	22.55
Kaduna	3500.00	4157.26	4691.00	12.84	34.03
Kano	3582.69	4241.89	5010.00	18.11	39.84
Katsina	3900.00	5000.00	4618.18	-7.64	18.41
Kebbi	3700.00	4675.59	5183.33	10.86	40.09
Sokoto	3404.17	4540.00	4733.33	4.26	39.05
Zamfara	3067.50	4829.84	4800.00	-0.62	56.48
SOUTH EAST	3906.32	4646.63	4694.23	1.02	20.17
Abia	4148.18	4634.62	4634.62	0.00	11.73
Anambra	3517.50	4783.33	4783.33	0.00	35.99
Ebonyi	3396.00	4514.29	4640.00	2.78	36.63
Enugu	4484.21	4697.06	4709.38	0.26	5.02
Imo	3985.71	4603.85	4703.85	2.17	18.02
SOUTH SOUTH	3377.09	3769.59	4017.76	6.58	18.97
Akwa Ibom	3615.38	3970.00	4192.22	5.60	15.96
Bayelsa	3056.25	4107.00	4229.09	2.97	38.38
Cross River	4032.89	4130.00	4231.20	2.45	4.92
Delta	2824.62	2956.18	3108.33	5.15	10.04
Edo	3411.54	4158.33	4485.71	7.87	31.49
Rivers	3321.88	3296.02	3860.00	17.11	16.20
SOUTH WEST	3480.20	4365.76	4439.72	1.69	27.57
Ekiti	3756.25	4740.00	5091.67	7.42	35.55
Lagos	3058.33	5350.00	5484.38	2.51	79.33
Ogun	3322.73	4182.11	3900.00	-6.75	17.37
Ondo	4015.42	4232.73	4088.18	-3.41	1.81
Osun	3196.15	3977.22	4040.00	1.58	26.40
Oyo	3532.33	3712.50	4034.09	8.66	14.20
Average	3516.87	4379.31	4581.89	4.63	30.28

CONTACT



National Bureau of Statistics

Head Office

No 1, Wole Olanipekun Street,
Formerly, Plot 762 Independence
Avenue
Off Constitution Avenue,
CBD, Abuja, F. C. T.

Mr. Ichedi S.J

Information Desk

Head, Communication & Public
Relations Department (C&PRD)
Phone: +2348037051701
sjchedi@nigerianstat.gov.ng

Moses Mathew

Statistical Information Officer

Phone: +2347069071157
matmoses@nigerianstat.gov.ng

Dr A.A. Ayo

Head Prices Division

Phone: +2348036082904
anthonyayo@nigerianstat.gov.ng



@nbs_nigeria



NBSNigeria



Nbs_nigeria

