



NATIONAL BUREAU OF STATISTICS

Federation Account Allocation Committee (FAAC)

(August 2023 Disbursement)

Report Date: November 2023

CONTENT

Methodology	3
Key Highlights	4
Summary of Gross Revenue Allocation by FAAC	6
Distribution of Revenue Allocation to FGN by FAAC	7
Distribution of Revenue Allocation to State by FAAC	8
Appendix	17
Contact	20



METHODOLOGY

The Federation Account Allocation Committee (FAAC) data is provided statutorily by the Office of the Accountant General of the Federation (OAGF), and reported by the National Bureau of Statistics

KEY HIGHLIGHTS

1. The Federation Account Allocation Committee (FAAC) disbursed the sum of ₦1.80 trillion to the three tiers of government in August 2023 from the total revenue generated in July 2023.
2. The amount disbursed comprised:
 - ₦1.15 trillion recorded from the Statutory Account,
 - ₦56.31 billion Exchange Rate Differential,
 - ₦283.91 billion from Exchange Gain,
 - ₦13.37 billion from Electronic Money Transfer Levy, and
 - ₦298.79 billion from Value Added Tax
3. The allocations to the three tiers of government for August 2023 were:
 - Federal Government with a total of ₦391.93 billion
 - States with a total of ₦319.52 billion, and
 - Local Governments with a total of ₦236.23 billion.
4. The sum of ₦56.49 billion was shared among the oil-producing states from the 13% derivation fund.
5. The revenue generating agencies comprising Nigeria Customs Service (NCS), Federal Inland Revenue Service (FIRS), and Nigerian Upstream Petroleum Regulatory Commission (NUPRC) received ₦15.51 billion, ₦39.53 billion, and ₦7.38 billion respectively, as cost of revenue collections.

6. Further breakdown of revenue allocation distribution to the Federal Government of Nigeria (FGN) revealed that:

- ₦273.96 billion was disbursed to the FGN consolidated revenue account
- ₦6.63 billion was received as a share of derivation and ecology
- ₦3.31 billion as stabilization fund
- ₦11.14 billion for the development of natural resources, and
- ₦9.38 billion to the Federal Capital Territory (FCT)- Abuja.

FEDERATION ACCOUNT ALLOCATION COMMITTEE (FAAC)

AUGUST 2023 DISBURSEMENT

Summary of Gross Revenue Allocation by Federation Account Allocation Committee for the Month of July, 2023 Shared in August, 2023



FGN
N391.93 bn

Statutory Allocation

N190.49 bn

Others*

N160.65 bn

VAT

N40.79 bn



STATE
N319.52 bn

Statutory Allocation

N96.62 bn

Others*

N86.93 bn

VAT

N135.97 bn



LGCs
N236.23 bn

Statutory Allocation

N74.49 bn

Others*

N66.56 bn

VAT

N95.18 bn

13% Derivation Fund

N56.49 bn

Cost of Collection - NCS

N15.51 bn

Cost of Collection - FIRS

N39.53 bn

Cost of Collection - NUPRC

N7.38 bn

Refund to NUPRC on
Cost of Collection

N2.95 bn

Consultancy Fee

N18.25 bn

13% Derivation Refund
to Oil Producing States on
Withdrawal from ECA

N47.78 bn

13% Refunds on Subsidy,
Priority Projects

N18.16 bn

Transfer to Non-Oil Excess Account

N600.00 bn

Cancellation of Tax Credit from VAT

N6.76 bn

Cancellation of Tax Credit from Stamp Duty
and WHT

N5.41 bn

North East Development
Commission

N8.40 bn

Transfer to NMDPRA

N13.72 bn

Consultancy Fee for
Recovery of Loss
Revenue from
Domestic Crude

N14.78 bn



N1,802.80 bn






TOTAL

NB:- Others for this month is the Exchange Gain, Exchange Rate and Electronic Money Transfer Levy (EMTL). See tables in appendix for details*

FEDERATION ACCOUNT ALLOCATION COMMITTEE (FAAC) AUGUST 2023 DISBURSEMENT

Distribution of Revenue Allocation to FGN by
Federation Account Allocation Committee for the Month
of July, 2023 Shared in August 2023



BENEFICIARIES	NET STATUTORY ALLOCATION	OTHERS*	VAT	TOTAL
 FGN (CRF Account)	N87,957,716,236.23	N147,926,501,548.87	N38,072,582,347.32	N273,956,800,132.42
 Share of Derivation & Ecology	N3,615,978,322.71	N3,012,968,745.91	-	N6,628,947,068.62
 Stabilization	N1,807,989,161.35	N1,506,484,372.95	-	N3,314,473,534.30
 Development of Natural Resources	N6,074,843,582.15	N5,061,787,493.11	-	N11,136,631,075.26
 FCT-Abuja	N3,518,853,433.71	N3,141,362,843.95	N2,719,470,167.67	N9,379,686,445.32
TOTAL	N304,416,538,255.91			

FEDERATION ACCOUNT ALLOCATION COMMITTEE (FAAC) AUGUST 2023 DISBURSEMENT

Distribution of Revenue Allocation to State Governments by Federation Account Allocation Committee for the Month of July, 2023 Shared in August, 2023



ABIA

Net Statutory Allocation

N2,178,133,560.45

Share of Ecology

N58,928,692.45

Others*

N2,209,653,320.24

VAT Allocation

N2,751,236,894.03

TOTAL

N7,197,952,467.17



ADAMAWA

Net Statutory Allocation

N2,046,262,112.80

Share of Ecology

N125,379,990.02

Others*

N2,204,041,764.71

VAT Allocation

N2,939,260,842.22

TOTAL

N7,314,944,709.75



AKWA IBOM

Net Statutory Allocation

N8,924,042,572.34

Share of Ecology

N63,272,568.21

Others*

N6,523,919,053.09

VAT Allocation

N3,228,978,427.76

TOTAL

N18,740,212,621.40



ANAMBRA

Net Statutory Allocation

N2,632,620,305.36

Share of Ecology

N125,145,105.37

Others*

N2,475,955,736.41

VAT Allocation

N3,422,084,956.63

TOTAL

N8,655,806,103.77

FEDERATION ACCOUNT ALLOCATION COMMITTEE (FAAC) AUGUST 2023 DISBURSEMENT

Distribution of Revenue Allocation to State Governments by
Federation Account Allocation Committee for the Month
of July, 2023 Shared in August, 2023



BAUCHI

**Net Statutory
Allocation**

N1,136,513,156.56

**Share of
Ecology**

N150,553,754.62

Others*

N2,635,484,866.45

**VAT
Allocation**

N3,291,890,545.00

TOTAL

N7,214,442,322.63



BAYELSA

**Net Statutory
Allocation**

N8,168,401,348.00

**Share of
Ecology**

N55,683,493.09

Others*

N5,471,336,467.98

**VAT
Allocation**

N2,907,951,771.77

TOTAL

N16,603,373,080.83



BENUE

**Net Statutory
Allocation**

N2,671,836,784.13

**Share of
Ecology**

N70,576,938.68

Others*

N2,478,355,190.22

**VAT
Allocation**

N3,242,625,526.66

TOTAL

N8,463,394,439.69



BORNO

**Net Statutory
Allocation**

N2,923,379,693.77

**Share of
Ecology**

N156,378,266.79

Others*

N2,730,281,300.01

**VAT
Allocation**

N3,180,694,175.30

TOTAL

N8,990,733,435.87

FEDERATION ACCOUNT ALLOCATION COMMITTEE (FAAC) AUGUST 2023 DISBURSEMENT

Distribution of Revenue Allocation to State Governments by Federation Account Allocation Committee for the Month of July, 2023 Shared in August, 2023



Net Statutory Allocation

N1,477,580,187.90

Share of Ecology

N63,283,358.80

Others*

N2,222,090,259.31

VAT Allocation

N2,786,169,352.83

TOTAL

N6,549,123,158.84



Net Statutory Allocation

N13,268,808,716.80

Share of Ecology

N63,898,534.40

Others*

N9,513,856,870.21

VAT Allocation

N3,555,589,432.42

TOTAL

N26,402,153,553.83



Net Statutory Allocation

N1,614,975,505.56

Share of Ecology

N112,603,502.73

Others*

N1,976,514,931.00

VAT Allocation

N2,569,962,138.93

TOTAL

N6,274,056,078.23



Net Statutory Allocation

N2,964,203,510.14

Share of Ecology

N58,844,353.63

Others*

N2,798,704,634.84

VAT Allocation

N3,089,474,601.07

TOTAL

N8,911,227,099.68

FEDERATION ACCOUNT ALLOCATION COMMITTEE (FAAC) AUGUST 2023 DISBURSEMENT

Distribution of Revenue Allocation to State Governments by Federation Account Allocation Committee for the Month of July, 2023 Shared in August, 2023



EKITI

Net Statutory Allocation

N1,473,438,308.02

Share of Ecology

N112,539,961.24

Others*

N1,982,423,732.41

VAT Allocation

N2,713,135,298.83

TOTAL

N6,281,537,300.50



ENUGU

Net Statutory Allocation

N2,229,996,670.02

Share of Ecology

N126,577,641.17

Others*

N2,244,239,205.69

VAT Allocation

N2,977,651,431.79

TOTAL

N7,578,464,948.67



GOMBE

Net Statutory Allocation

N960,670,538.05

Share of Ecology

N118,553,862.45

Others*

N2,075,337,472.69

VAT Allocation

N2,749,748,739.93

TOTAL

N5,904,310,613.11



IMO

Net Statutory Allocation

N1,685,942,676.56

Share of Ecology

N65,431,322.53

Others*

N2,577,529,928.74

VAT Allocation

N3,078,167,947.87

TOTAL

N7,407,071,875.71

FEDERATION ACCOUNT ALLOCATION COMMITTEE (FAAC) AUGUST 2023 DISBURSEMENT

Distribution of Revenue Allocation to State Governments by Federation Account Allocation Committee for the Month of July, 2023 Shared in August, 2023



JIGAWA

Net Statutory Allocation

N2,632,372,719.73

Share of Ecology

N140,754,914.13

Others*

N2,466,805,975.17

VAT Allocation

N3,331,176,520.01

TOTAL

N8,571,110,129.03



KADUNA

Net Statutory Allocation

N1,322,665,304.54

Share of Ecology

N164,910,753.17

Others*

N2,918,594,277.19

VAT Allocation

N3,869,906,183.09

TOTAL

N8,276,076,518.00



KANO

Net Statutory Allocation

N2,968,659,499.63

Share of Ecology

N199,642,826.21

Others*

N3,548,549,735.11

VAT Allocation

N5,256,961,453.61

TOTAL

N11,973,813,514.55



KATSINA

Net Statutory Allocation

N1,988,824,013.70

Share of Ecology

N154,717,508.48

Others*

N2,724,257,154.36

VAT Allocation

N3,615,492,302.41

TOTAL

N8,483,290,978.95

FEDERATION ACCOUNT ALLOCATION COMMITTEE (FAAC) AUGUST 2023 DISBURSEMENT

Distribution of Revenue Allocation to State Governments by Federation Account Allocation Committee for the Month of July, 2023 Shared in August, 2023



KEBBI

Net Statutory Allocation

N2,401,334,662.25

Share of Ecology

N66,451,555.84

Others*

N2,323,803,076.08

VAT Allocation

N2,861,355,617.12

TOTAL

N7,652,944,911.30



KOGI

Net Statutory Allocation

N1,923,528,431.23

Share of Ecology

N69,554,717.88

Others*

N2,433,151,662.10

VAT Allocation

N2,976,349,577.69

TOTAL

N7,402,584,388.89



KWARA

Net Statutory Allocation

N1,533,041,459.89

Share of Ecology

N56,019,107.30

Others*

N1,983,886,721.79

VAT Allocation

N2,684,663,670.73

TOTAL

N6,257,610,959.71



LAGOS

Net Statutory Allocation

N683,620,356.24

Share of Ecology

N168,611,318.15

Others*

N3,387,213,743.47

VAT Allocation

N10,093,499,518.46





TOTAL

N14,332,944,936.32

FEDERATION ACCOUNT ALLOCATION COMMITTEE (FAAC) AUGUST 2023 DISBURSEMENT

Distribution of Revenue Allocation to State Governments by Federation Account Allocation Committee for the Month of July, 2023 Shared in August, 2023



 <p>NASSARAWA</p>	<p>Net Statutory Allocation</p> <p>N2,085,943,118.10</p> <p>Share of Ecology</p> <p>N116,071,831.07</p>	<p>Others*</p> <p>N2,035,085,580.93</p>	<p>VAT Allocation</p> <p>N2,471,956,509.01</p> <p>TOTAL</p> <p>N6,709,057,039.11</p>
 <p>NIGER</p>	<p>Net Statutory Allocation</p> <p>N1,756,074,560.94</p> <p>Share of Ecology</p> <p>N74,544,549.51</p>	<p>Others*</p> <p>N2,610,319,704.53</p>	<p>VAT Allocation</p> <p>N3,281,261,005.06</p> <p>TOTAL</p> <p>N7,722,199,820.03</p>
 <p>OGUN</p>	<p>Net Statutory Allocation</p> <p>N1,235,697,770.81</p> <p>Share of Ecology</p> <p>N116,933,896.76</p>	<p>Others*</p> <p>N2,118,526,813.03</p>	<p>VAT Allocation</p> <p>N3,208,380,848.39</p> <p>TOTAL</p> <p>N6,679,539,328.98</p>
 <p>ONDO</p>	<p>Net Statutory Allocation</p> <p>N2,694,030,747.47</p> <p>Share of Ecology</p> <p>N58,582,777.95</p>	<p>Others*</p> <p>N2,828,629,693.79</p>	<p>VAT Allocation</p> <p>N3,109,283,219.42</p> <p>TOTAL</p> <p>N8,690,526,438.63</p>

FEDERATION ACCOUNT ALLOCATION COMMITTEE (FAAC) AUGUST 2023 DISBURSEMENT

Distribution of Revenue Allocation to State Governments by Federation Account Allocation Committee for the Month of July, 2023 Shared in August, 2023



OSUN

Net Statutory Allocation

N1,915,191,213.35

Share of Ecology

N114,790,266.01

Others*

N2,047,742,451.69

VAT Allocation

N2,985,176,463.24

TOTAL

N7,062,900,394.29



OYO

Net Statutory Allocation

N1,106,267,941.67

Share of Ecology

N141,169,473.18

Others*

N2,547,976,794.18

VAT Allocation

N5,523,852,645.91

TOTAL

N9,319,266,854.94



PLATEAU

Net Statutory Allocation

N1,167,332,192.51

Share of Ecology

N65,716,715.81

Others*

N2,309,991,604.60

VAT Allocation

N2,934,844,576.54

TOTAL

N6,477,885,089.46



RIVERS

Net Statutory Allocation

N8,901,329,468.06

Share of Ecology

N67,869,817.32

Others*

N6,068,605,081.62

VAT Allocation

N9,417,381,280.59

TOTAL

N24,455,185,647.58

FEDERATION ACCOUNT ALLOCATION COMMITTEE (FAAC) AUGUST 2023 DISBURSEMENT

Distribution of Revenue Allocation to State Governments by Federation Account Allocation Committee for the Month of July, 2023 Shared in August, 2023



SOKOTO

Net Statutory Allocation

N1,858,943,580.02

Share of Ecology

N138,713,583.79

Others*

N2,428,859,390.43

VAT Allocation

N2,990,021,201.10

TOTAL

N7,416,537,755.34



TARABA

Net Statutory Allocation

N2,203,720,381.22

Share of Ecology

N121,241,467.80

Others*

N2,119,518,480.80

VAT Allocation

N2,607,994,661.47

TOTAL

N7,052,474,991.29



YOBE

Net Statutory Allocation

N1,968,259,812.68

Share of Ecology

N124,984,389.61

Others*

N2,181,247,187.20

VAT Allocation

N2,700,034,308.01

TOTAL

N6,974,525,697.49



ZAMFARA

Net Statutory Allocation

N1,704,098,020.82

Share of Ecology

N125,250,569.87

Others*

N2,196,889,357.23

VAT Allocation

N2,851,441,291.89

TOTAL

N6,877,679,239.81

APPENDIX

Summary of Gross Revenue Allocation by Federation Account Allocation Committee for the Month of July, 2023 Shared in August, 2023						
Beneficiaries	Statutory	Exchange Rate Differential	Exchange Gain	Electronic Money Transfer Levy (EMTL)	Value Added Tax	Total
FGN (see Table II)	190,489,738,040.16	17,444,972,752.91	141,278,220,781.22	1,925,911,470.65	40,792,052,514.99	391,930,895,559.93
State (see Table III)	96,618,940,782.71	8,848,323,309.75	71,658,201,580.75	6,419,704,902.18	135,973,508,383.29	319,518,678,958.67
LGCs (see Table IV)	74,489,153,447.75	6,821,686,384.02	55,245,469,781.57	4,493,793,431.53	95,181,455,868.30	236,231,558,913.16
13% Derivation Fund	35,821,757,805.00	4,948,215,767.89	15,723,185,165.62	-	-	- 56,493,158,738.51
Cost of Collection - NCS	14,006,090,220.28	-	-	-	1,502,644,665.96	15,508,734,886.24
Cost of Collections - FIRS	28,817,514,778.83	-	-	534,975,408.51	10,178,579,821.50	39,531,070,008.84
Refund to NUPRC on Cost of Collection	2,952,771,383.33	-	-	-	-	- 2,952,771,383.33
Cost of Collections - NUPRC	7,380,177,486.60	-	-	-	-	- 7,380,177,486.60
Transfer to NMDPRA	13,717,652,766.16	-	-	-	-	13,717,652,766.16
13% Derivation Refund to Oil Producing States on Withdrawal from ECA	47,779,156,550.53	-	-	-	-	- 47,779,156,550.53
13% Refunds on Subsidy, Priority Projects	18,163,078,852.38	-	-	-	-	- 18,163,078,852.38
Cancellation of Tax Credit from VAT	-	-	-	-	6,758,915,398.08	6,758,915,398.08
North East Development Commission	-	-	-	-	8,402,370,932.49	8,402,370,932.49
Cancellation of Tax Credit from Stamp Duty & WHT	5,407,132,318.44	-	-	-	-	- 5,407,132,318.44
Consultancy fee for Recovery of loss revenue from domestic crude	14,781,214,187.10	-	-	-	-	- 14,781,214,187.10
Cosultancy Fee	-	18,246,989,033.49	-	-	-	- 18,246,989,033.49
Transfer to Non-Oil Excess Account	600,000,000,000.00	-	-	-	-	- 600,000,000,000.00
TOTAL	1,150,424,378,619.26	56,310,187,248.06	283,905,077,309.16	13,374,385,212.87	298,789,527,584.60	1,802,803,555,973.95

Distribution of Revenue Allocation to FGN by Federation Account Allocation Committee for the Month of July, 2023 Shared in August, 2023

Beneficiaries	Gross Statutory Allocation	Total Deduction	Net Statutory Allocation	Exchange Rate	Exchange Gain	Electronic Money Transfer Levy (EMTL)	Value Added Tax	Total
FGN (CRF Account)	1,75,374,948,651.25	87,417,232,415.02	87,957,716,236.23	16,060,766,486.64	130,068,217,689.62	1,797,517,372.61	38,072,582,347.32	273,956,800,132.42
Share of Derivation & Ecology	3,615,978,322.71		3,615,978,322.71	331,149,824.47	2,681,818,921.44	-	-	6,628,947,068.62
Stabilization	1,807,989,161.35		1,807,989,161.35	165,574,912.23	1,340,909,460.72	-	-	3,314,473,534.30
Development of Natural Resources	6,074,843,582.15		6,074,843,582.15	556,331,705.10	4,505,455,788.01	-	-	11,136,631,075.26
FCT-Abuja	3,615,978,322.71	97,124,889.00	3,518,853,433.71	331,149,824.47	2,681,818,921.44	128,394,098.04	2,719,470,167.67	9,379,686,445.32
Total	190,489,738,040.16	87,514,357,304.02	102,975,380,736.14	17,444,972,752.91	141,278,220,781.23	1,925,911,470.65	40,792,052,514.99	304,416,538,255.91

Distribution of Revenue Allocation to State Governments by Federation Account Allocation Committee for the month of July, 2023 shared in August, 2023

S/n	Beneficiaries	No. of LGCs	Net Statutory Allocation	Exchange Rate Differential	Exchange Gain	Electronic Money Transfer Levy (EMTL)	Net Share of Ecology	Net VAT Allocation	Total Net Amount
1	ABIA	17	2,178,133,560.45	240,221,804.52	1,810,055,647.65	159,375,868.08	58,928,692.45	2,751,236,894.03	7,197,952,467.17
2	ADAMAWA	21	2,046,262,112.80	226,177,323.48	1,831,698,466.61	146,165,974.62	125,379,990.02	2,939,260,842.22	7,314,944,709.75
3	AKWA IBOM	31	8,924,042,572.34	1,260,068,569.87	5,103,641,067.88	160,209,415.34	63,272,568.21	3,228,978,427.76	18,740,212,621.40
4	ANAMBRA	21	2,632,620,305.36	279,636,890.76	1,987,874,792.92	208,444,052.73	125,145,105.37	3,422,084,956.63	8,655,806,103.77
5	BAUCHI	20	1,136,513,156.56	271,589,152.72	2,199,466,449.34	164,429,264.39	150,553,754.62	3,291,890,545.00	7,214,442,322.63
6	BAYELSA	8	8,168,401,348.00	1,032,658,380.39	4,316,938,361.79	121,739,725.79	55,683,493.09	2,907,951,771.77	16,603,373,080.83
7	BENUE	23	2,671,836,784.13	254,632,387.29	2,062,141,978.63	161,580,824.30	70,576,938.68	3,242,625,526.66	8,463,394,439.69
8	BORNO	27	2,923,379,693.77	282,096,192.73	2,284,557,778.48	163,627,328.81	156,378,266.79	3,180,694,175.30	8,990,733,435.87
9	CROSS RIVER	18	1,477,580,187.90	228,318,102.61	1,849,035,579.80	144,736,576.90	63,283,358.80	2,786,169,352.83	6,549,123,158.84
10	DELTA	25	13,268,808,716.80	1,996,068,601.93	7,308,889,865.48	208,898,402.80	63,898,534.40	3,555,589,432.42	26,402,153,553.83
11	EBONYI	13	1,614,975,505.56	203,129,373.81	1,645,044,502.33	128,341,054.86	112,603,502.73	2,569,962,138.93	6,274,056,078.23
12	EDO	18	2,964,203,510.14	371,116,597.12	2,237,757,453.13	189,830,584.59	58,844,353.63	3,089,474,601.07	8,911,227,099.68
13	EKITI	16	1,473,438,308.02	203,014,749.09	1,644,116,213.31	135,292,770.01	112,539,961.24	2,713,135,298.83	6,281,537,300.50
14	ENUGU	17	2,229,996,670.02	228,337,808.00	1,849,195,164.05	166,706,233.64	126,577,641.17	2,977,651,431.79	7,578,464,948.67
15	GOMBE	11	960,670,538.05	213,863,434.60	1,731,974,360.62	129,499,677.47	118,553,862.45	2,749,748,739.93	5,904,310,613.11
16	IMO	27	1,685,942,676.56	291,541,157.59	2,112,402,176.39	173,586,594.77	65,431,322.53	3,078,167,947.87	7,407,071,875.71
17	JIGAWA	27	2,632,372,719.73	253,912,683.66	2,056,313,454.26	156,579,837.25	140,754,914.13	3,331,176,520.01	8,571,110,129.03
18	KADUNA	23	1,322,665,304.54	297,488,241.60	2,409,210,382.40	211,895,653.20	164,910,753.17	3,869,906,183.09	8,276,076,518.00
19	KANO	44	2,968,659,499.63	360,142,635.79	2,916,617,384.98	271,789,714.34	199,642,826.21	5,256,961,453.61	11,973,813,514.55
20	KATSINA	34	1,988,824,013.70	279,100,293.09	2,260,295,466.56	184,861,394.70	154,717,508.48	3,615,492,302.41	8,483,290,978.95
21	KEBBI	21	2,401,334,662.25	239,748,544.21	1,941,605,082.51	142,449,449.36	66,451,555.84	2,861,355,617.12	7,652,944,911.30
22	KOGI	21	1,923,528,431.23	250,944,348.01	2,032,274,369.45	149,932,944.64	69,554,717.88	2,976,349,577.69	7,402,584,388.89
23	KWARA	16	1,533,041,459.89	202,109,630.88	1,636,786,107.83	144,990,983.09	56,019,107.30	2,684,663,670.73	6,257,610,959.71
24	LAGOS	20	683,620,356.24	304,163,819.43	2,463,272,591.11	619,777,332.93	168,611,318.15	10,093,499,518.46	14,332,944,936.32
25	NASSARAWA	13	2,085,943,118.10	209,386,011.88	1,695,713,924.77	129,985,644.29	116,071,831.07	2,471,956,509.01	6,709,057,039.11
26	NIGER	25	1,756,074,560.94	268,947,009.55	2,178,069,036.36	163,303,658.62	74,544,549.51	3,281,261,005.06	7,722,199,820.03
27	OGUN	20	1,235,697,770.81	210,941,122.15	1,708,307,995.08	199,277,695.81	116,933,896.76	3,208,380,848.39	6,679,539,328.98
28	ONDO	18	2,694,030,747.47	375,763,721.59	2,291,121,088.21	161,744,883.99	58,582,777.95	3,109,283,219.42	8,690,526,438.63
29	OSUN	30	1,915,191,213.35	207,074,152.10	1,676,991,313.95	163,676,985.64	114,790,266.01	2,985,176,463.24	7,062,900,394.29
30	OYO	33	1,106,267,941.67	254,660,521.14	2,062,369,820.76	230,946,452.28	141,169,473.18	5,523,852,645.91	9,319,266,854.94
31	PLATEAU	17	1,167,332,192.51	237,097,337.23	1,920,134,266.23	152,760,001.14	65,716,715.81	2,934,844,576.54	6,477,885,089.46
32	RIVERS	23	8,901,329,468.06	1,103,811,104.94	4,744,234,794.83	220,559,181.85	67,869,817.32	9,417,381,280.59	24,455,185,647.58
33	SOKOTO	23	1,858,943,580.02	250,230,256.86	2,026,491,297.88	152,137,835.69	138,713,583.79	2,990,021,201.10	7,416,537,755.34
34	TARABA	16	2,203,720,381.22	218,711,699.35	1,771,238,063.00	129,568,718.45	121,241,467.80	2,607,994,661.47	7,052,474,991.29
35	YOBE	17	1,968,259,812.68	225,463,686.12	1,825,919,070.03	129,864,431.05	124,984,389.61	2,700,034,308.01	6,974,525,697.49
36	ZAMFARA	14	1,704,098,020.82	225,943,857.94	1,829,807,744.49	141,137,754.80	125,250,569.87	2,851,441,291.89	6,877,679,239.81
37	SOKU DERIVATION		123,374,640.04	-	28,914,009.82	-			152,288,649.86
	Total		100,531,115,541.35	13,558,111,204.03	85,450,477,122.92	6,419,704,902.18	3,814,183,386.01	127,255,654,936.79	337,029,247,093.27

CONTACT



National Bureau of Statistics

Head Office

No 1, Wole Olanipekun Street,
Formerly, Plot 762 Independence Avenue
Off Constitution Avenue,
CBD, Abuja, F. C. T.

Mr. Ichedi S.J

Information Desk

Director, Communication & Public Relations
Department (C&PRD)
Phone: +2348037051701
sjchedi@nigerianstat.gov.ng

Moses Mathew

Statistical Information Officer

Phone: +2347069071157
matmoses@nigerianstat.gov.ng



@nbs_nigeria



NBSNigeria



nbs_nigeria

