



NATIONAL BUREAU OF STATISTICS

Transport Fare Watch

(SEPTEMBER 2023)



Report Date: October 2023

Data Source: National Bureau of Statistics (NBS)

CONTENT

Methodology	3
Executive Summary	4
Average Transport Fare Across States	
- States Bus Journey Within City, Per Drop Constant Route	6
- States Bus Journey Intercity, State Route, Charge per person	7
- Air Fare Charge for Specified Routes Single Journey	8
- Journey by Motorcycle (Okada) Per Drop	9
- Waterway Passenger Transport	10
Average Transport Fare by Categories - All Zones	
North Central.....	11
North East.....	12
North West.....	13
South East	14
South West	15
South-South.....	16
Appendix	17
Contacts	19

METHODOLOGY

Fieldwork is done solely by over 700 NBS Staff in all States of the federation supported by supervisors who are monitored by internal and external observers.

Prices are collected across all the 774 local governments across all States and the FCT from over 10,000 respondents and locations and reflect actual fare households state they actually paid for those services.

The average of all these fares is then reported for each state and the average for the country is the average for the state.

NBS audit team subsequently conducts randomly selected verification of fares recorded.

EXECUTIVE SUMMARY

Transport Fare Watch for September 2023 covers the following categories: bus journey within the city per drop constant route; bus journey intercity (state route) charge per person; air fare charge for specified routes single journey; journey by motorcycle (Okada) per drop; and water way passenger transport.

The average fare paid by commuters for bus journeys within the city per drop increased by 0.11% from N1,336.38 in August to N1,337.80 in September 2023. On a year-on-year basis, it rose by 117.29% from N615.69 in September 2022.

In another category, the average fare paid by commuters for bus journey intercity per drop decline to N5,917.16 in September 2023, indicating a decrease of 0.02% on a month-on-month basis compared to N5,918.18 in August 2023. On a year-on-year basis, the fare rose by 56.12% from N3,790.06 in September 2022.

In air travel, the average fare paid by air passengers for specified routes single journey was N79,013.48 in September 2023, showing no significant differences in the fare paid in the previous month. On a year-on-year basis, the fare rose by 8.70% from N72,690.54 in September 2022.

The average transport fare paid on Okada transportation was N646.29 in September 2023 which was 0.03 percent increase when compared with the value recorded in August 2023 (N646.12). On a year-on-year basis, the fare rose by 48.66% when compared with September 2022 (N434.73).

For water transport (waterway passenger transportation), the average fare paid in September 2023 increased to N1,406.84 from N1,406.74 which indicates an increase of 0.01% on monthly basis. On a year-on-year basis, it increased by 43.53% from N980.20 in September 2022.

On state profile analysis, For intercity bus travel (state route charged per person fare), the highest fare was recorded in Abuja with N8,525.42, followed by Anambra with N8,055.00. The least fare was recorded in Kwara with N3,520.16, followed by Zamfara with N3,750.13. Bauchi state recorded the highest bus journey within the city (per drop constant route) in September 2023 with N1,700.00 followed by Jigawa with N1,620.80. On the other hand, Adamawa state recorded the least with N850.00, followed by Osun with N1,100.15.

Similarly, Delta recorded the highest air transport charges (for specified routes single journeys) with N87,000.90, followed by Enugu with N85,000.00. Conversely, Abia recorded the least fare with N70,000.10, followed by Niger with N73,000.00. Also, Lagos state had the highest motorcycle transport fare in September 2023 with N900.17, followed by Taraba with N850.74. The least fare was recorded in Edo with N300.92, followed by Bayelsa with N350.09. Similarly, water transport fare was highest in Rivers with N5,100.20, followed by Bayelsa with N4,600.10, while the least fare was recorded in Borno with N475.21, followed by Gombe with N500.50.

For Analysis by zone in September 2023, transport fares of bus journeys within the city recorded the highest in the South-South with N1,443.53, followed by the North-West with N1,353.15, while the South-West recorded the least with N1,245.19. In terms of bus journey intercity, the South-East had the highest fare with N6,411.23, followed by the North-East with N6,130.26, while North-Central recorded the least with N5,563.80. Air transportation in September 2023, the North-East recorded the highest fare with N80,917.02, followed by the South-South with N80,916.98, while the North-Central had the least with N76,357.61. Also, commuters on a motorcycle (Okada) paid the highest fare in the North-East with N711.23 and South-West with N710.17, while the North-West recorded the least with N498.75. The South-South zone had the highest fare on water transport with N3,658.56, followed by the South-West with N1,300.15, while the North-East had the least with N787.95

TRANSPORT FARE WATCH - SEPTEMBER 2023

Average Transport Fare Across States

-Bus Journey Within City , Per Drop Constant Route

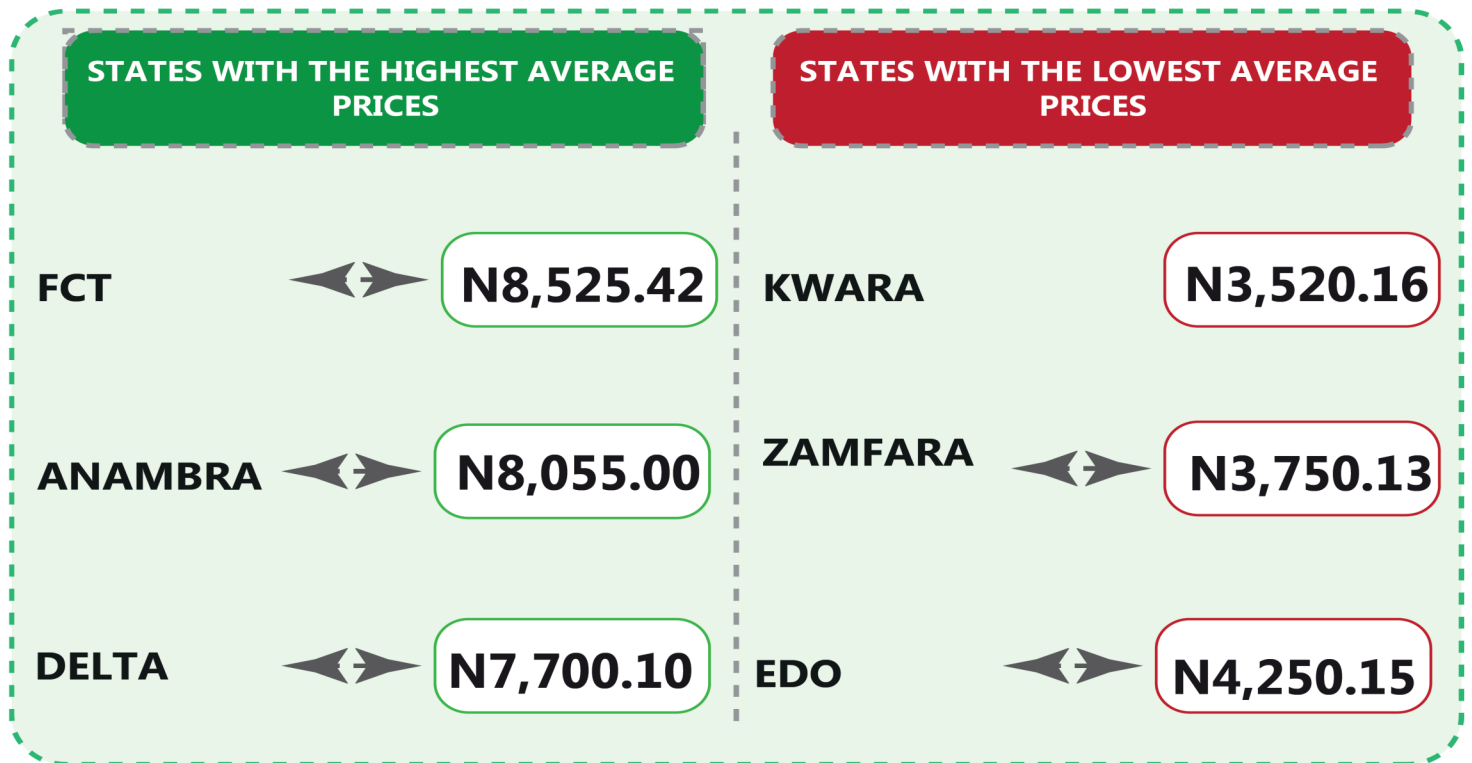


STATES WITH THE HIGHEST AVERAGE PRICES		STATES WITH THE LOWEST AVERAGE PRICES	
BAUCHI	N1,700.00	ADAMAWA	N850.00
JIGAWA	N1,620.80	OSUN	N1,100.15
KATSINA	N1,580.65	KANO	N1,150.09

TRANSPORT FARE WATCH - SEPTEMBER 2023

Average Transport Fare Across States

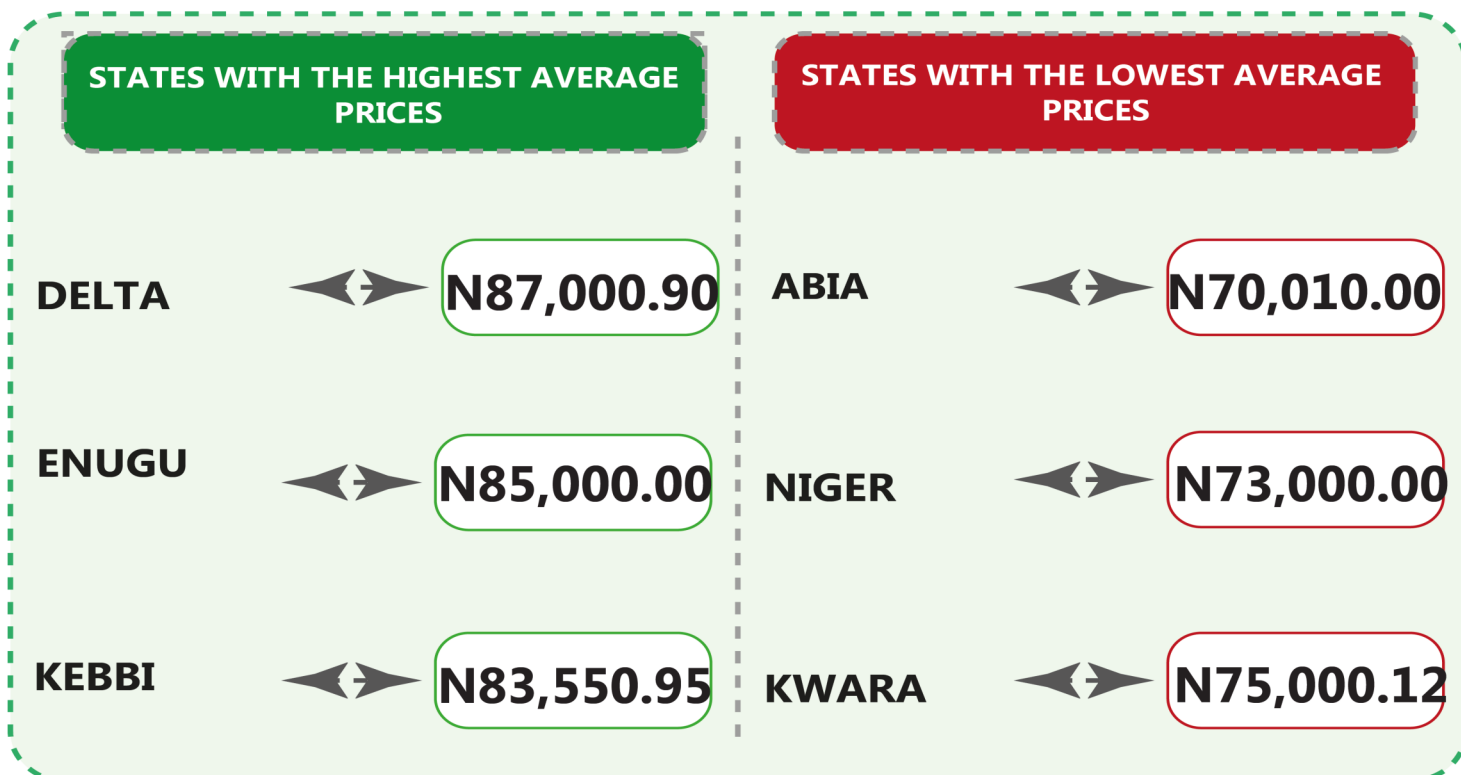
-Bus Journey Intercity, State Route, Charge Per Person



TRANSPORT FARE WATCH - SEPTEMBER 2023

Average Transport Fare Across States

-Air Fare Charge For Specified Routes Single Journey



TRANSPORT FARE WATCH - SEPTEMBER 2023

Average Transport Fare Across States
-Journey by Motorcycle (Okada) Per Drop



YoY = **48.66%**

N434.73

SEPTEMBER 2022

N646.29

SEPTEMBER 2023



MoM = **0.03%**

N646.12

AUGUST 2023

STATES WITH THE HIGHEST AVERAGE PRICES

LAGOS



N900.17

TARABA



N850.74

OYO



N850.50

STATES WITH THE LOWEST AVERAGE PRICES

EDO



N300.92

BAYELSA



N350.09

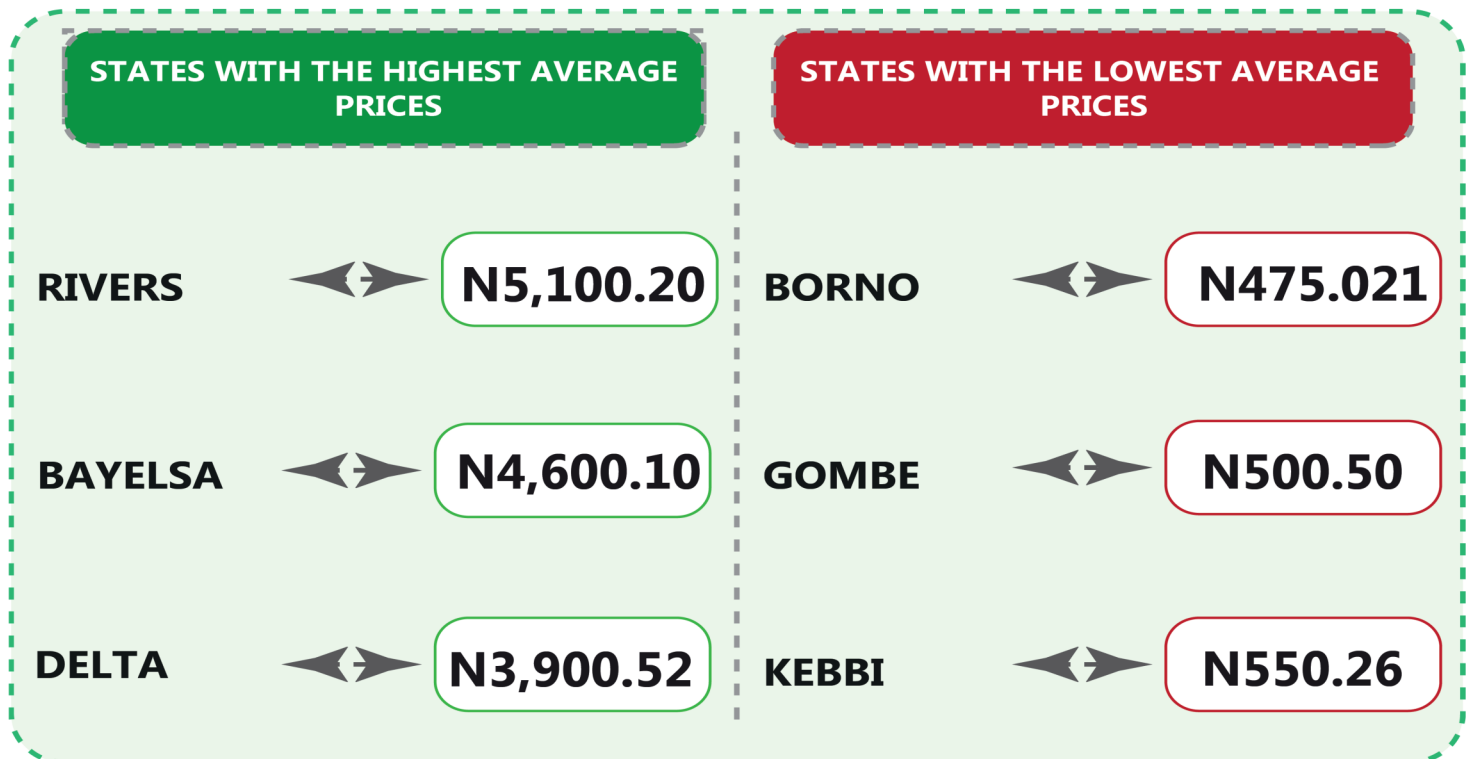
OGUN



N380.13

TRANSPORT FARE WATCH - SEPTEMBER 2023

Average Transport Fare Across States
-Waterway Passenger Transport



TRANSPORT FARE WATCH - SEPTEMBER 2023

Average Transport Fare by Categories
NORTH CENTRAL



BUS JOURNEY WITHIN CITY, PER DROP CONSTANT ROUTE



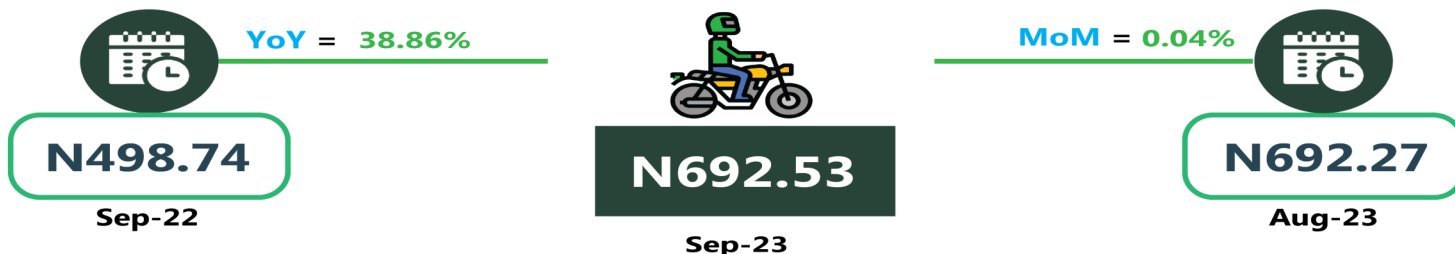
BUS JOURNEY INTERCITY, STATE ROUTE, CHARGE PER PERSON



AIR FARE CHARGE FOR SPECIFIED ROUTES SINGLE JOURNEY



JOURNEY BY MOTORCYCLE (OKADA) PER DROP



WATER TRANSPORT: WATER WAY PASSENGER TRANSPORTATION



TRANSPORT FARE WATCH - SEPTEMBER 2023

Average Transport Fare by Categories
NORTH EAST



BUS JOURNEY WITHIN CITY, PER DROP CONSTANT ROUTE



BUS JOURNEY INTERCITY, STATE ROUTE, CHARGE PER PERSON



AIR FARE CHARGE FOR SPECIFIED ROUTES SINGLE JOURNEY



JOURNEY BY MOTORCYCLE (OKADA) PER DROP



WATER TRANSPORT: WATER WAY PASSENGER TRANSPORTATION



TRANSPORT FARE WATCH - SEPTEMBER 2023

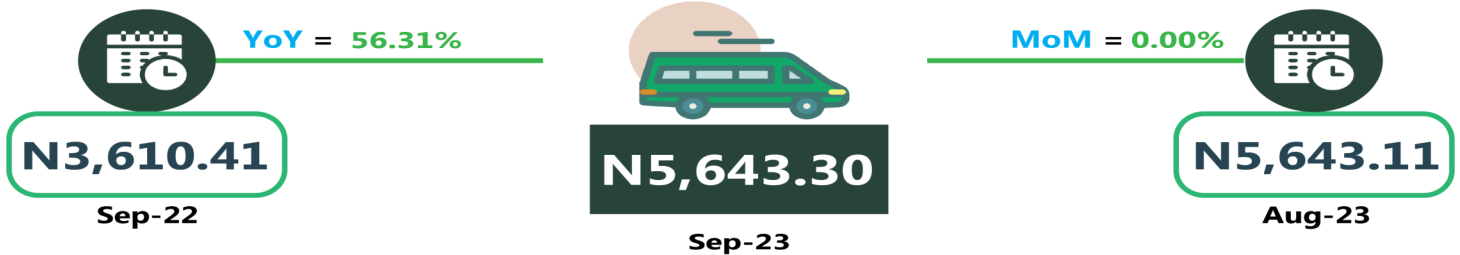
Average Transport Fare by Categories
NORTH WEST



BUS JOURNEY WITHIN CITY, PER DROP CONSTANT ROUTE



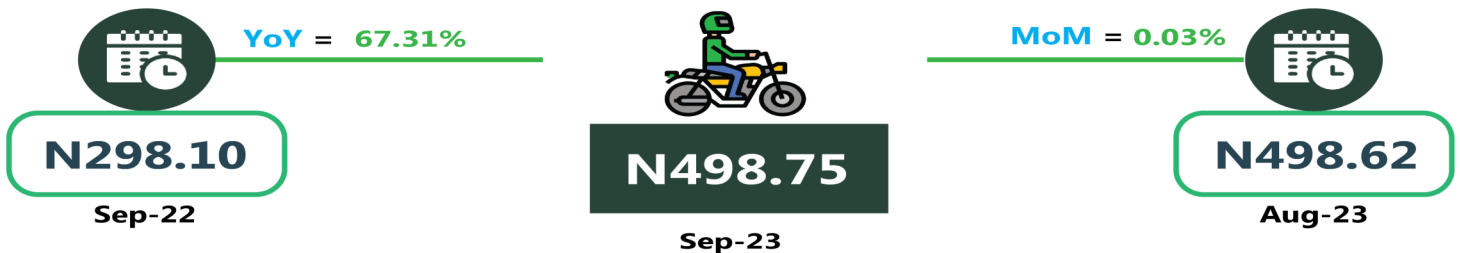
BUS JOURNEY INTERCITY, STATE ROUTE, CHARGE PER PERSON



AIR FARE CHARGE FOR SPECIFIED ROUTES SINGLE JOURNEY



JOURNEY BY MOTORCYCLE (OKADA) PER DROP



WATER TRANSPORT: WATER WAY PASSENGER TRANSPORTATION



TRANSPORT FARE WATCH - SEPTEMBER 2023

Average Transport Fare by Categories SOUTH EAST



BUS JOURNEY WITHIN CITY, PER DROP CONSTANT ROUTE



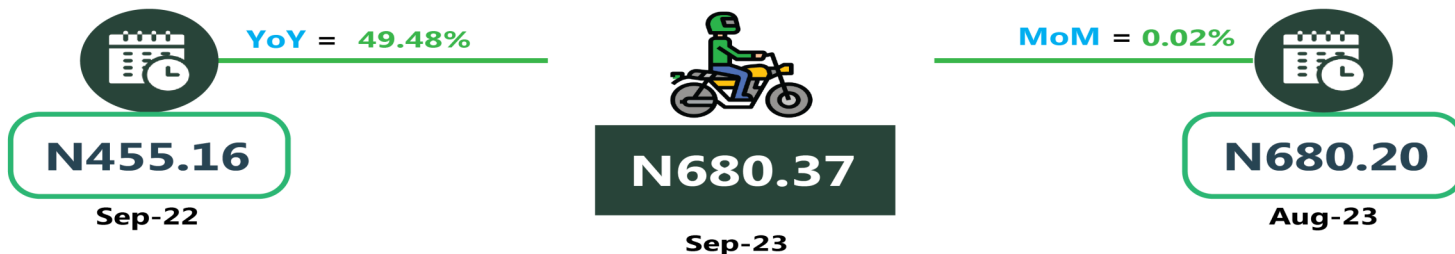
BUS JOURNEY INTERCITY, STATE ROUTE, CHARGE PER PERSON



AIR FARE CHARGE FOR SPECIFIED ROUTES SINGLE JOURNEY



JOURNEY BY MOTORCYCLE (OKADA) PER DROP



WATER TRANSPORT: WATER WAY PASSENGER TRANSPORTATION



TRANSPORT FARE WATCH - SEPTEMBER 2023

Average Transport Fare by Categories
SOUTH WEST



BUS JOURNEY WITHIN CITY, PER DROP CONSTANT ROUTE



BUS JOURNEY INTERCITY, STATE ROUTE, CHARGE PER PERSON



AIR FARE CHARGE FOR SPECIFIED ROUTES SINGLE JOURNEY



JOURNEY BY MOTORCYCLE (OKADA) PER DROP



WATER TRANSPORT: WATER WAY PASSENGER TRANSPORTATION



TRANSPORT FARE WATCH - SEPTEMBER 2023

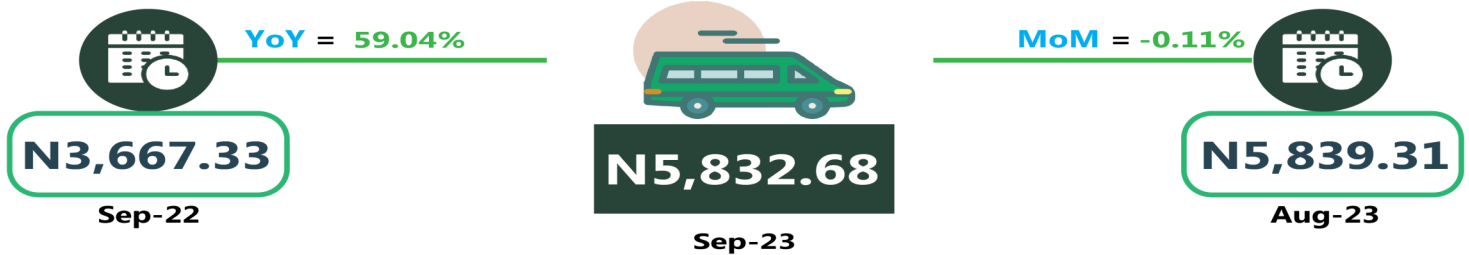
Average Transport Fare by Categories
SOUTH SOUTH



BUS JOURNEY WITHIN CITY, PER DROP CONSTANT ROUTE



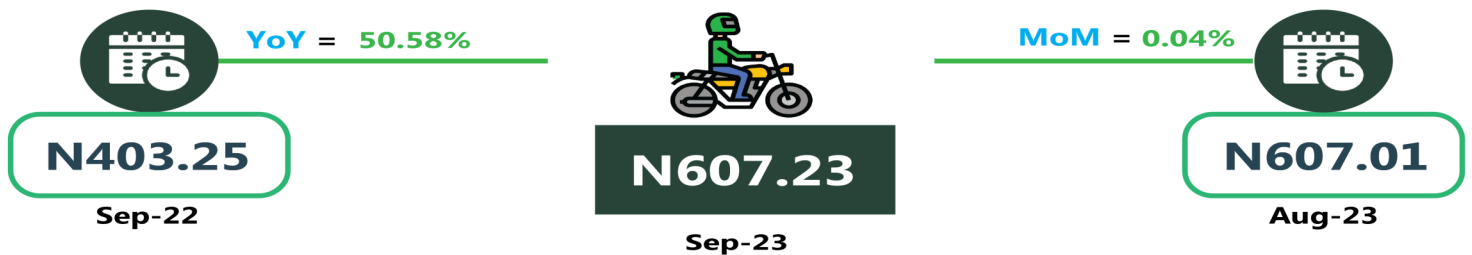
BUS JOURNEY INTERCITY, STATE ROUTE, CHARGE PER PERSON



AIR FARE CHARGE FOR SPECIFIED ROUTES SINGLE JOURNEY



JOURNEY BY MOTORCYCLE (OKADA) PER DROP



WATER TRANSPORT: WATER WAY PASSENGER TRANSPORTATION



APPENDIX

	Average of Sep-22	Average of Aug-23	Average of Sep-23	MoM	YoY
Air fare charg.for specified routes single journey	72,690.54	79,011.38	79,013.48	0.00	8.70
NORTH CENTRAL	70,285.71	76,357.33	76,357.61	0.00	8.64
NORTH EAST	72,083.33	80,916.67	80,917.02	0.00	12.25
NORTH WEST	72,550.00	79,114.29	79,122.03	0.01	9.06
SOUTH EAST	73,500.00	78,210.60	78,213.19	0.00	6.41
SOUTH SOUTH	74,150.00	80,918.49	80,916.98	0.00	9.13
SOUTH WEST	74,133.33	78,842.66	78,845.22	0.00	6.36
Bus journey intercity, state route, charg. per per	3,790.06	5,918.18	5,917.16	-0.02	56.12
NORTH CENTRAL	3,747.42	5,563.75	5,563.80	0.00	48.47
NORTH EAST	3,922.40	6,131.08	6,130.26	-0.01	56.29
NORTH WEST	3,610.41	5,643.11	5,643.30	0.00	56.31
SOUTH EAST	3,699.05	6,410.40	6,411.23	0.01	73.32
SOUTH SOUTH	3,667.33	5,839.31	5,832.68	-0.11	59.04
SOUTH WEST	4,115.61	6,108.40	6,108.58	0.00	48.42
Bus journey within city , per drop constant rou	615.69	1,336.38	1,337.80	0.11	117.29
NORTH CENTRAL	614.37	1,315.90	1,315.93	0.00	114.19
NORTH EAST	665.20	1,325.19	1,325.22	0.00	99.22
NORTH WEST	610.20	1,353.00	1,353.15	0.01	121.75
SOUTH EAST	581.85	1,346.17	1,346.26	0.01	131.38
SOUTH SOUTH	642.24	1,435.13	1,443.53	0.59	124.77
SOUTH WEST	575.76	1,245.15	1,245.19	0.00	116.27
Journey by motorcycle (okada) per drop	434.73	646.12	646.29	0.03	48.66
NORTH CENTRAL	498.74	692.27	692.53	0.04	38.86
NORTH EAST	482.14	711.14	711.23	0.01	47.52
NORTH WEST	298.10	498.62	498.75	0.03	67.31
SOUTH EAST	455.16	680.20	680.37	0.02	49.48
SOUTH SOUTH	403.25	607.01	607.23	0.04	50.58
SOUTH WEST	486.52	710.05	710.17	0.02	45.97
Water transport : water way passenger transport	980.20	1,406.74	1,406.84	0.01	43.53
NORTH CENTRAL	751.14	978.60	978.75	0.02	30.30
NORTH EAST	612.70	787.99	787.95	-0.01	28.60
NORTH WEST	707.43	864.33	864.52	0.02	22.21
SOUTH EAST	679.89	934.04	934.06	0.00	37.38
SOUTH SOUTH	2,296.92	3,658.42	3,658.56	0.00	59.28
SOUTH WEST	866.71	1,300.04	1,300.15	0.01	50.01

State	Air fare charg.for specified routes single journey	Bus journey intercity, state route, charg. per per	Bus journey within city , per drop constant rou	Journey by motor-cycle (okada) per drop	Water transport : water way passenger transportat
ABIA	70,010.00	6,200.30	1,200.60	550.53	700.22
ABUJA	78,000.00	8,525.42	1,500.26	755.75	650.10
ADAMAWA	82,000.00	7,620.00	850.00	576.25	1,350.00
AKWA IBOM	75,500.00	6,285.74	1,440.00	781.26	2,100.50
ANAMBRA	80,000.00	8,055.00	1,350.00	500.56	850.00
BAUCHI	79,000.90	5,600.00	1,700.00	600.05	1,000.53
BAYELSA	83,000.00	4,610.00	1,200.07	350.09	4,600.10
BENUE	75,000.85	5,100.05	1,250.24	750.15	1,000.00
BORNO	80,000.95	6,000.00	1,200.73	750.28	475.21
CROSS RIVER	80,500.00	6,000.00	1,550.00	760.02	3,150.05
DELTA	87,000.90	7,700.10	1,450.20	700.36	3,900.52
EBONYI	78,000.95	6,000.00	1,300.13	750.25	1,000.00
EDO	80,000.55	4,250.15	1,520.18	300.92	3,100.00
EKITI	80,010.00	6,500.71	1,200.60	600.00	900.05
ENUGU	85,000.00	6,000.35	1,400.29	750.40	1,150.03
GOMBE	82,000.00	7,500.55	1,400.06	690.00	500.50
IMO	78,055.00	5,800.52	1,480.26	850.11	970.03
JIGAWA	75,000.50	5,900.47	1,620.80	530.12	1,000.20
KADUNA	80,000.98	6,500.35	1,400.07	580.10	850.25
KANO	75,000.20	5,850.54	1,150.09	590.50	850.17
KATSINA	80,000.00	6,000.72	1,580.65	470.12	1,000.04
KEBBI	83,550.95	6,300.15	1,250.08	490.08	550.26
KOGI	80,000.57	5,850.69	1,190.14	650.28	1,400.32
KWARA	75,000.12	3,520.16	1,320.23	800.40	1,300.62
LAGOS	78,000.55	6,500.12	1,420.05	900.17	1,650.20
NASARAWA	78,500.90	5,500.06	1,250.07	670.80	800.09
NIGER	73,000.00	5,350.15	1,200.06	520.23	750.07
OGUN	79,005.15	5,500.21	1,350.28	380.13	2,300.09
ONDO	80,000.00	5,900.22	1,200.07	850.08	1,100.20
OSUN	76,055.00	6,000.09	1,100.15	680.12	950.08
OYO	80,000.59	6,250.14	1,200.00	850.50	900.30
PLATEAU	75,000.80	5,100.07	1,500.52	700.08	950.04
RIVERS	79,500.45	6,150.07	1,500.74	750.72	5,100.20
SOKOTO	80,000.65	5,200.74	1,150.11	380.16	1,000.48
TARABA	82,000.25	5,500.17	1,500.32	850.74	700.93
YOBE	80,500.00	4,560.84	1,300.20	800.07	700.50
ZAMFARA	80,300.95	3,750.13	1,320.27	450.18	800.25
Grand Total	79,013.48	5,917.16	1,337.80	646.29	1,406.84

CONTACT



National Bureau of Statistics

Head Office

No 1, Wole Olanipekun Street,
Formerly, Plot 762 Independence
Avenue
Off Constitution Avenue,
CBD, Abuja, F. C. T.

Mr. Ichedi S.J

Information Desk

Head, Communication & Public
Relations Department (C&PRD)
Phone: +2348037051701
sjchedi@nigerianstat.gov.ng

Moses Mathew

Statistical Information Officer

Phone: +2347069071157
matmoses@nigerianstat.gov.ng

Dr A.A. Ayo

Head Prices Division

Phone: +2348036082904
anthonyayo@nigerianstat.gov.ng



@nbs_nigeria



NBSNigeria



nbs_nigeria

