



NATIONAL BUREAU OF STATISTICS

# Liquefied Petroleum Gas (Cooking Gas) Price Watch

---

(SEPTEMBER 2023)

**Report Date: October 2023**

**Data Source: National Bureau of Statistics (NBS)**

# CONTENT

<b>Methodology</b>	<b>3</b>
<b>Executive Summary</b>	<b>4</b>
<b>Average Cooking Gas Prices across States – 5KG Refilling</b>	<b>5</b>
<b>Average Cooking Gas Prices across Zones – 5KG Refilling</b>	<b>6</b>
<b>12 Month Average Prices – 5KG Refilling</b>	<b>7</b>
<b>Average Cooking Gas Prices across States – 12.5KG Refilling</b>	<b>8</b>
<b>Average Cooking Gas Prices across Zones – 12.5KG Refilling</b>	<b>9</b>
<b>12 Month Average Prices – 12.5KG Refilling</b>	<b>10</b>
<b>Appendix</b>	<b>11</b>
<b>Contact</b>	<b>13</b>

## METHODOLOGY

Fieldwork is done solely by over 700 NBS Staff in all the States of the federation, supported by supervisors whom internal and external observers monitor.

Gas Prices are collected across all the 774 local governments across all States and the FCT from over 10,000 respondents and outlets and the estimates reflect the weights derived from estimates of household expenditures on gas and the actual prices households bought different KG of gases.

The average prices are reported for each state and the country.

The NBS audit team subsequently conducts randomly selected verification of prices recorded.

## EXECUTIVE SUMMARY

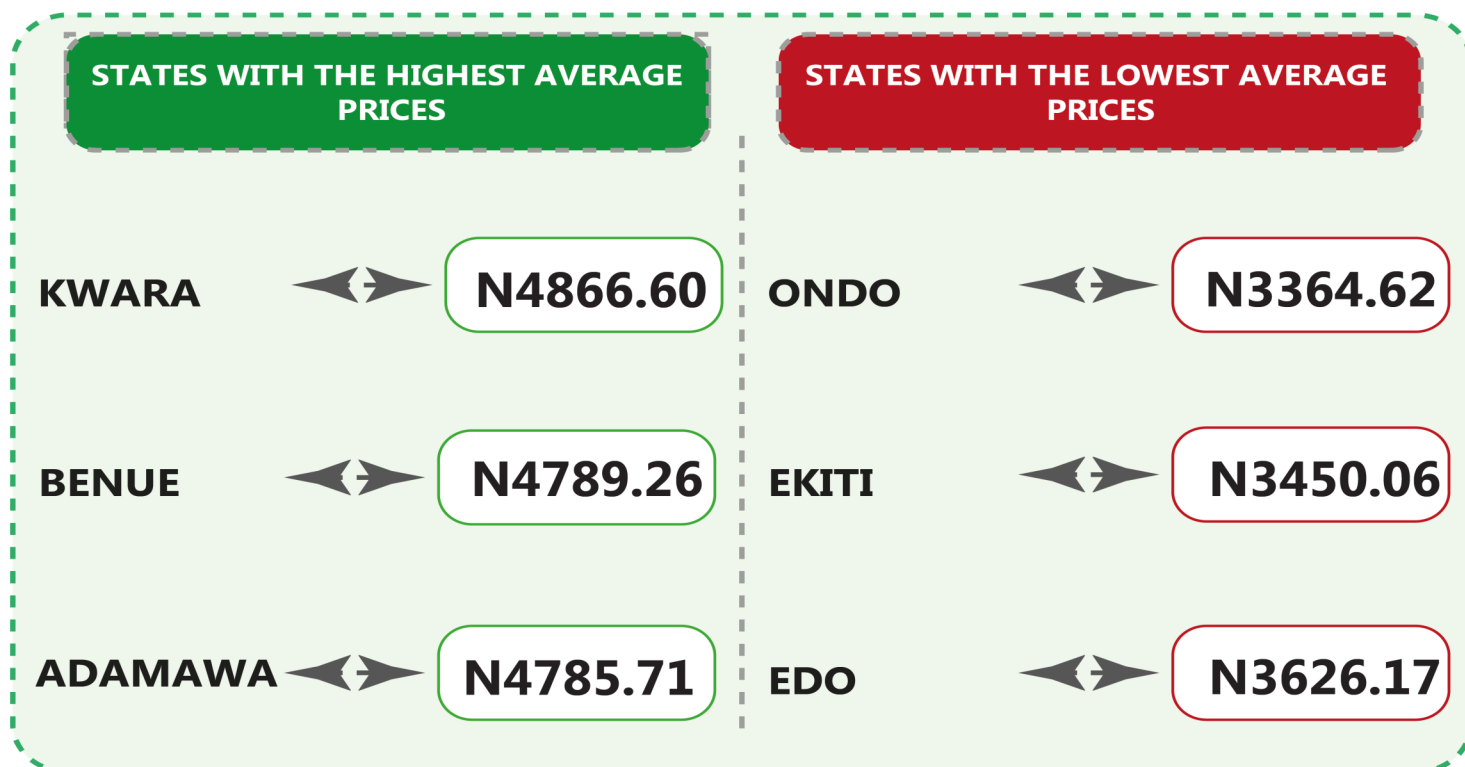
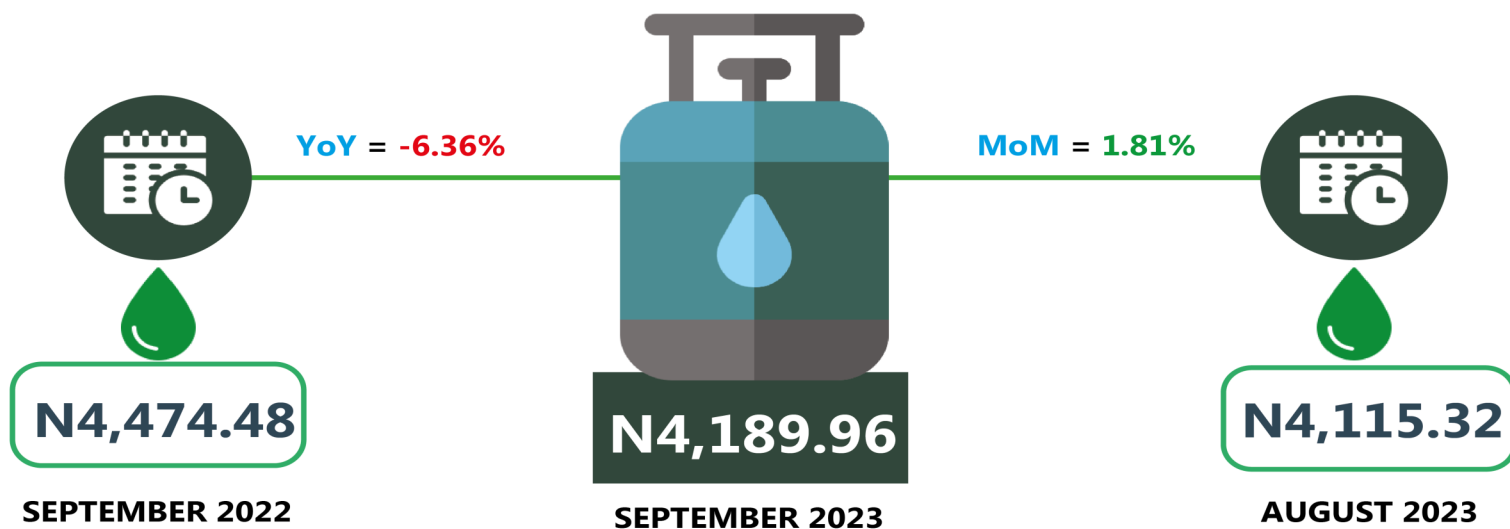
The average retail price for refilling a 5kg Cylinder of Liquefied Petroleum Gas (Cooking Gas) increased by 1.81% on a month-on-month basis from N4,115.32 recorded in August 2023 to N4,189.96 in September 2023. On a year-on-year basis, this declined by 6.36% from N4,474.48 in September 2022. On state profile analysis, Kwara recorded the highest average price for refilling a 5kg Cylinder of Liquefied Petroleum Gas (Cooking Gas) with N4,866.60, followed by Benue with N4,789.26, and Adamawa with N4,785.71. On the other hand, Ondo recorded the lowest price with N3,364.62, followed by Ekiti and Edo with N3,450.06 and N3,626.17 respectively. In addition, analysis by zone showed that the North-Central recorded the highest average retail price for refilling a 5kg Cylinder of Liquefied Petroleum Gas (Cooking Gas) with N4,555.95, followed by the North-West with N4,394.40, while the South-West recorded the lowest with N3,809.22.

Also, the average retail price for refilling a 12.5kg Cylinder of Liquefied Petroleum Gas (Cooking Gas) increased by 0.58% on a month-on-month basis from N9,194.41 in August 2023 to N9,247.40 in September 2023. On a year-on-year basis, this fell by 6.65% from N9,906.44 in September 2022. On state profile analysis, Cross River recorded the highest average retail price for the refilling of a 12.5kg Cylinder of Liquefied Petroleum Gas (Cooking Gas) with N10,203.13, followed by Ogun with N9,967.11 and Nasarawa with N9,950.15. Conversely, the lowest average price was recorded in Adamawa with N7,604.29, followed by Borno and Gombe with N8,113.69 and N8,188.75 respectively. Analysis by zone showed that the South-South recorded the highest average retail price for refilling a 12.5kg Cylinder of Liquefied Petroleum Gas (Cooking Gas) with N9,613.55, followed by the South-East with N9,393.69, while the North-East recorded the lowest price with N8,683.62.

# LIQUEFIED PETROLEUM GAS (COOKING GAS)

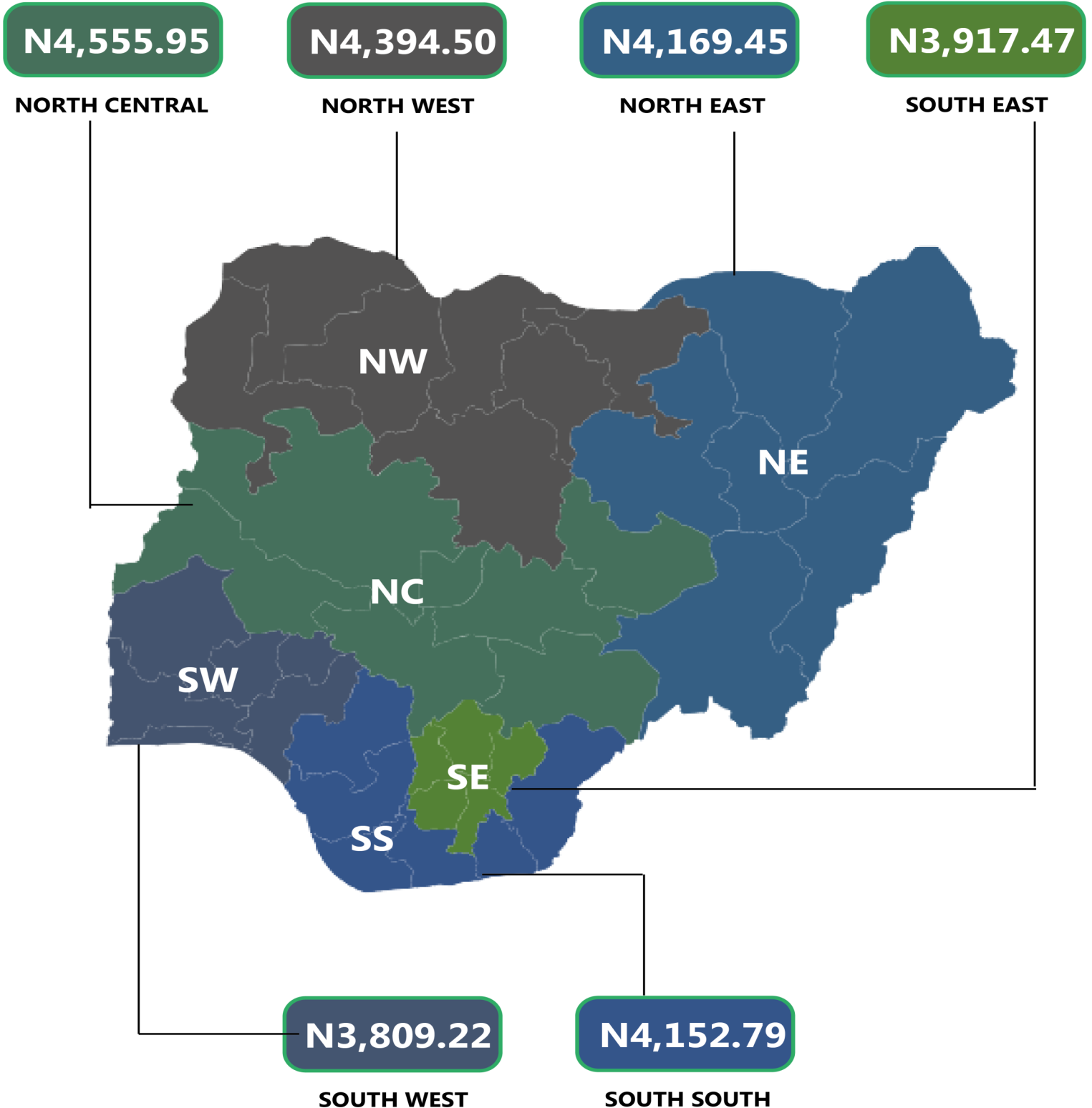
## PRICE WATCH - SEPTEMBER 2023

Average Cooking Gas Prices Across States – 5KG Refilling



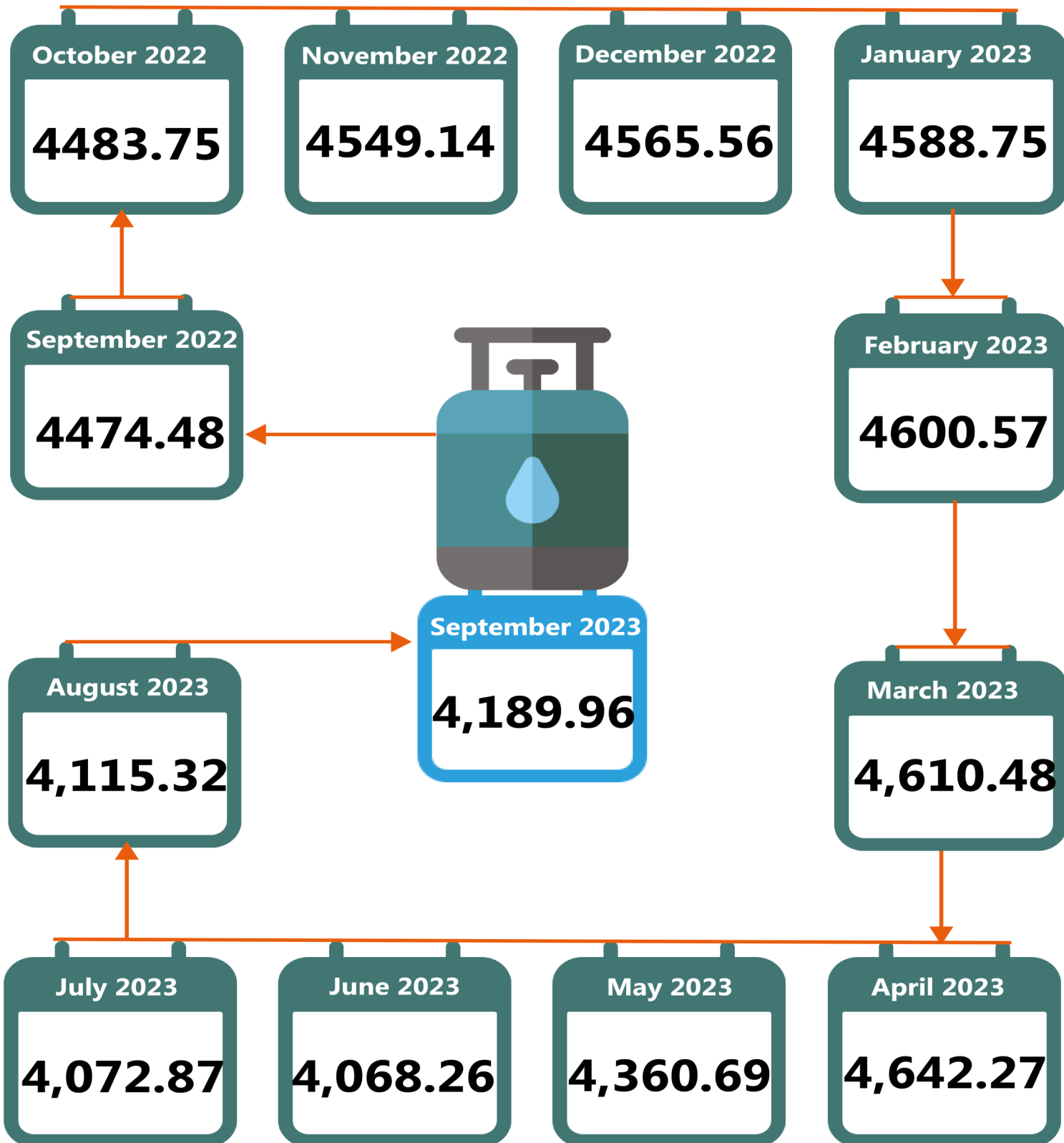
# LIQUEFIED PETROLEUM GAS (COOKING GAS) PRICE WATCH - SEPTEMBER 2023

Average Cooking Gas Prices Across Zones – 5KG Refilling



# LIQUEFIED PETROLEUM GAS (COOKING GAS) PRICE WATCH - SEPTEMBER 2023

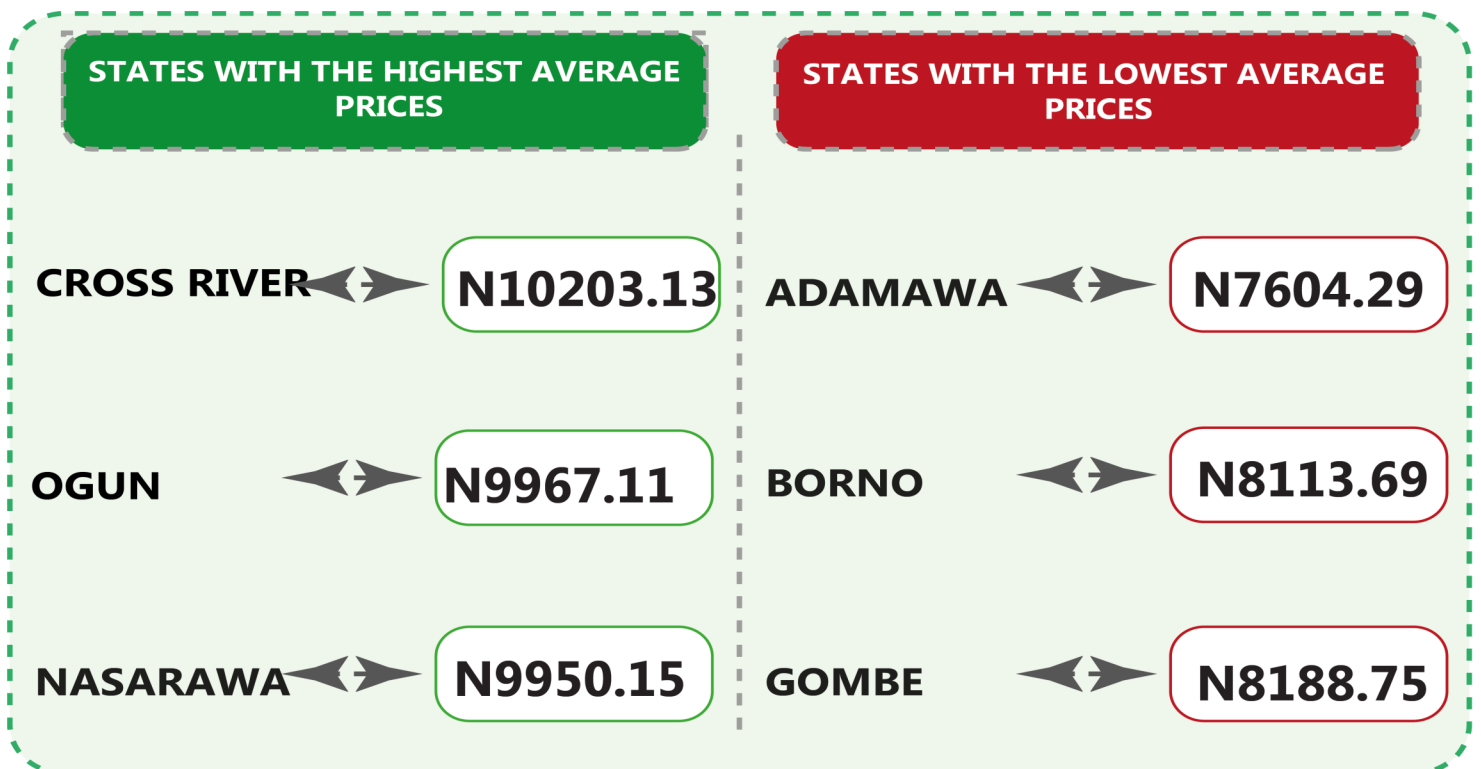

12 Month Average Prices– 5KG Refilling



# LIQUEFIED PETROLEUM GAS (COOKING GAS)

## PRICE WATCH - SEPTEMBER 2023

Average Cooking Gas Prices Across States – 12.5KG Refilling





# LIQUEFIED PETROLEUM GAS (COOKING GAS)

## PRICE WATCH - SEPTEMBER 2023

Average Cooking Gas Prices Across Zones – 12.5KG Refilling



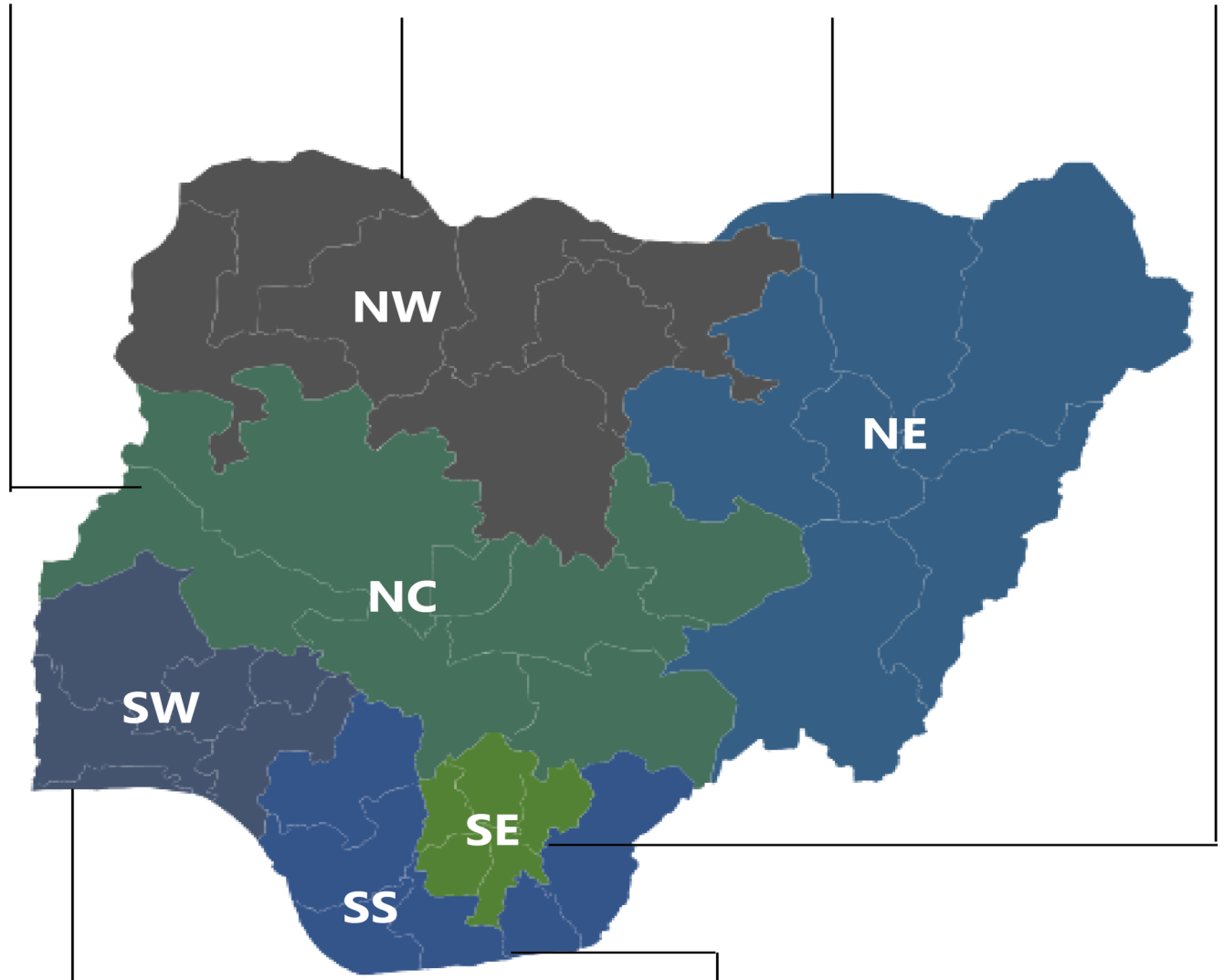
**N9,335.71**      **N9,110.64**      **N8,683.62**      **N9,393.69**

**NORTH CENTRAL**

**NORTH WEST**

**NORTH EAST**

**SOUTH EAST**



**N9,379.68**

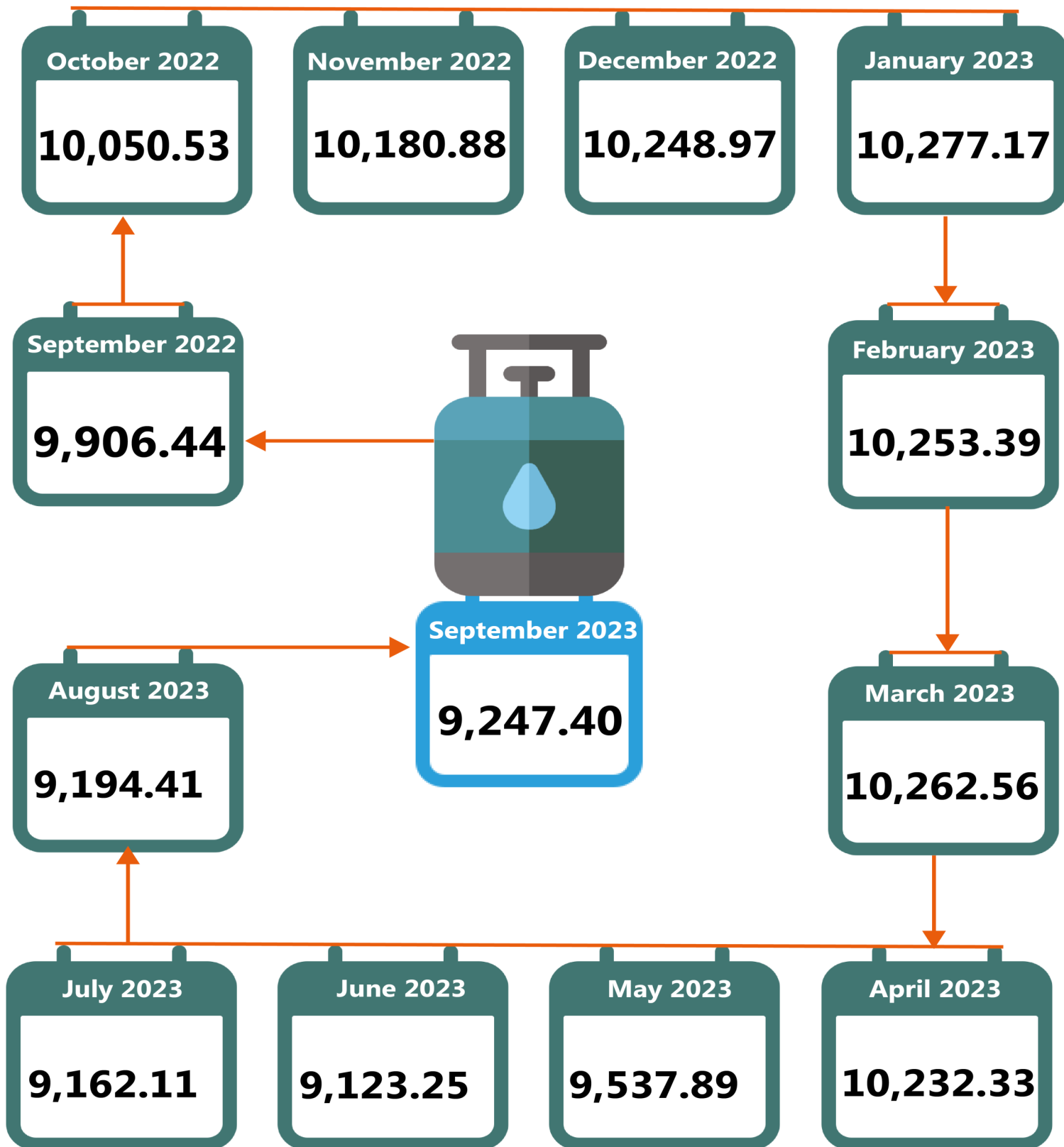
**SOUTH WEST**

**N9,613.55**

**SOUTH SOUTH**

# LIQUEFIED PETROLEUM GAS (COOKING GAS) PRICE WATCH - SEPTEMBER 2023

12 Month Average Prices – 12.5KG Refilling



## APPENDIX

5KG						
	Average of Sept-22	Average of Aug-23	Average of Sept-23	MoM	YoY	
<b>NORTH CENTRAL</b>	<b>4,715.74</b>	<b>4,501.26</b>	<b>4,555.95</b>		<b>1.21</b>	<b>-3.39</b>
Abuja	4684.00	4390.00	4398.00		<b>0.18</b>	<b>-6.11</b>
Benue	4650.00	4766.67	4789.26		<b>0.47</b>	<b>2.99</b>
Kogi	4591.67	4620.00	4675.10		<b>1.19</b>	<b>1.82</b>
Kwara	4950.00	4816.67	4866.60		<b>1.04</b>	<b>-1.68</b>
Nasarawa	4492.86	3533.33	3725.00		<b>5.42</b>	<b>-17.09</b>
Niger	4941.67	4671.43	4681.43		<b>0.21</b>	<b>-5.27</b>
Plateau	4700.00	4710.71	4756.25		<b>0.97</b>	<b>1.20</b>
<b>NORTH EAST</b>	<b>4,539.41</b>	<b>4,119.21</b>	<b>4,169.45</b>		<b>1.22</b>	<b>-8.15</b>
Adamawa	4928.29	4577.27	4785.71		<b>4.55</b>	<b>-2.89</b>
Bauchi	4474.290405	4000.00	4000.00		<b>0.00</b>	<b>-10.60</b>
Borno	4528.57	4000.00	4000.00		<b>0.00</b>	<b>-11.67</b>
Gombe	4616.67	3633.59	3644.44		<b>0.30</b>	<b>-21.06</b>
Taraba	4500.00	4210.96	4261.54		<b>1.20</b>	<b>-5.30</b>
Yobe	4188.63	4293.46	4325.00		<b>0.73</b>	<b>3.26</b>
<b>NORTH WEST</b>	<b>4,417.76</b>	<b>4,340.50</b>	<b>4,394.40</b>		<b>1.24</b>	<b>-0.53</b>
Jigawa	4433.33	4177.78	4291.67		<b>2.73</b>	<b>-3.20</b>
Kaduna	4600.00	4583.64	4666.67		<b>1.81</b>	<b>1.45</b>
Kano	4109.67	4400.00	4406.67		<b>0.15</b>	<b>7.23</b>
Katsina	4373.00	4250.00	4270.00		<b>0.47</b>	<b>-2.36</b>
Kebbi	4433.33	3865.00	3968.00		<b>2.66</b>	<b>-10.50</b>
Sokoto	4125.00	4350.83	4397.00		<b>1.06</b>	<b>6.59</b>
Zamfara	4850.00	4756.25	4760.77		<b>0.10</b>	<b>-1.84</b>
<b>SOUTH EAST</b>	<b>4,343.45</b>	<b>3,803.66</b>	<b>3,917.47</b>		<b>2.99</b>	<b>-9.81</b>
Abia	4044.44	3788.24	3887.73		<b>2.63</b>	<b>-3.87</b>
Anambra	4100.00	3746.67	3983.33		<b>6.32</b>	<b>-2.85</b>
Ebonyi	4533.33	3971.43	3971.43		<b>0.00</b>	<b>-12.39</b>
Enugu	4343.33	3626.67	3847.80		<b>6.10</b>	<b>-11.41</b>
Imo	4696.15	3885.29	3897.06		<b>0.30</b>	<b>-17.02</b>
<b>SOUTH SOUTH</b>	<b>4,317.92</b>	<b>4,036.40</b>	<b>4,152.79</b>		<b>2.88</b>	<b>-3.82</b>
Akwa Ibom	4406.25	4230.00	4297.59		<b>1.60</b>	<b>-2.47</b>
Bayelsa	4139.09	4635.71	4694.44		<b>1.27</b>	<b>13.42</b>
Cross River	4361.11	4377.78	4493.75		<b>2.65</b>	<b>3.04</b>
Delta	4375.00	3552.22	3883.33		<b>9.32</b>	<b>-11.24</b>
Edo	4454.17	3566.67	3626.17		<b>1.67</b>	<b>-18.59</b>
Rivers	4171.88	3856.00	3921.43		<b>1.70</b>	<b>-6.00</b>
<b>SOUTH WEST</b>	<b>4,460.00</b>	<b>3,737.12</b>	<b>3,809.22</b>		<b>1.93</b>	<b>-14.59</b>
Ekiti	4682.14	3330.00	3450.06		<b>3.61</b>	<b>-26.31</b>
Lagos	4786.67	4377.78	4390.64		<b>0.29</b>	<b>-8.27</b>
Ogun	4154.17	3754.55	3920.00		<b>4.41</b>	<b>-5.64</b>
Ondo	4197.14	3299.29	3364.62		<b>1.98</b>	<b>-19.84</b>
Osun	4246.15	3644.44	3675.00		<b>0.84</b>	<b>-13.45</b>
Oyo	4693.75	4016.67	4055.00		<b>0.95</b>	<b>-13.61</b>
<b>Average</b>	<b>4474.48</b>	<b>4115.32</b>	<b>4189.96</b>		<b>1.81</b>	<b>-6.36</b>

12KG						
	Average of Sept-22	Average of Aug-23	Average of Sept-23	MoM	YoY	
<b>NORTH CENTRAL</b>	<b>10,073.64</b>	<b>9,280.18</b>	<b>9,335.71</b>		<b>0.60</b>	<b>-7.33</b>
Abuja	9975.00	9106.53	9123.20		<b>0.18</b>	<b>-8.54</b>
Benue	9938.00	9025.34	9125.00		<b>1.10</b>	<b>-8.18</b>
Kogi	10760.00	8839.44	8892.86		<b>0.60</b>	<b>-17.35</b>
Kwara	10070.00	9591.67	9593.75		<b>0.02</b>	<b>-4.73</b>
Nasarawa	9862.50	9883.37	9950.15		<b>0.68</b>	<b>0.89</b>
Niger	9960.00	9535.71	9676.67		<b>1.48</b>	<b>-2.84</b>
Plateau	9950.00	8979.17	8988.33		<b>0.10</b>	<b>-9.66</b>
<b>NORTH EAST</b>	<b>9,300.41</b>	<b>8,631.95</b>	<b>8,683.62</b>		<b>0.60</b>	<b>-6.63</b>
Adamawa	9808.71	7597.92	7604.29		<b>0.08</b>	<b>-22.47</b>
Bauchi	9612.23	9566.46	9639.93		<b>0.77</b>	<b>0.29</b>
Borno	9685.71	8103.69	8113.69		<b>0.12</b>	<b>-16.23</b>
Gombe	9320.00	8173.44	8188.75		<b>0.19</b>	<b>-12.14</b>
Taraba	9025.78	9000.00	9196.73		<b>2.19</b>	<b>1.89</b>
Yobe	8350.00	9350.22	9358.33		<b>0.09</b>	<b>12.08</b>
<b>NORTH WEST</b>	<b>9,507.94</b>	<b>9,078.82</b>	<b>9,110.64</b>		<b>0.35</b>	<b>-4.18</b>
Jigawa	9525.00	9367.50	9374.44		<b>0.07</b>	<b>-1.58</b>
Kaduna	10225.00	9335.95	9340.77		<b>0.05</b>	<b>-8.65</b>
Kano	9400.00	8988.38	8976.67		<b>-0.13</b>	<b>-4.50</b>
Katsina	8545.56	9332.50	9435.45		<b>1.10</b>	<b>10.41</b>
Kebbi	9840.00	8997.43	8999.43		<b>0.02</b>	<b>-8.54</b>
Sokoto	9050.00	9308.33	9312.74		<b>0.05</b>	<b>2.90</b>
Zamfara	9970.00	8221.63	8335.00		<b>1.38</b>	<b>-16.40</b>
<b>SOUTH EAST</b>	<b>10,105.87</b>	<b>9,281.18</b>	<b>9,393.69</b>		<b>1.21</b>	<b>-7.05</b>
Abia	9855.56	9028.54	9458.54		<b>4.76</b>	<b>-4.03</b>
Anambra	9966.67	9830.36	9860.71		<b>0.31</b>	<b>-1.06</b>
Ebonyi	10557.14	9196.43	9198.29		<b>0.02</b>	<b>-12.87</b>
Enugu	10150.00	9260.00	9282.14		<b>0.24</b>	<b>-8.55</b>
Imo	10000.00	9090.58	9168.75		<b>0.86</b>	<b>-8.31</b>
<b>SOUTH SOUTH</b>	<b>10,202.15</b>	<b>9,569.58</b>	<b>9,613.55</b>		<b>0.46</b>	<b>-5.77</b>
Akwa Ibom	10054.29	9088.25	9188.89		<b>1.11</b>	<b>-8.61</b>
Bayelsa	10178.64	9853.13	9869.52		<b>0.17</b>	<b>-3.04</b>
Cross River	10937.50	10172.83	10203.13		<b>0.30</b>	<b>-6.71</b>
Delta	10294.64	9501.67	9543.75		<b>0.44</b>	<b>-7.29</b>
Edo	9925.00	9303.89	9376.00		<b>0.78</b>	<b>-5.53</b>
Rivers	9822.81	9497.73	9500.00		<b>0.02</b>	<b>-3.29</b>
<b>SOUTH WEST</b>	<b>10,320.44</b>	<b>9,344.17</b>	<b>9,379.68</b>		<b>0.38</b>	<b>-9.12</b>
Ekiti	10680.08	9241.56	9298.44		<b>0.62</b>	<b>-12.94</b>
Lagos	10018.33	9586.11	9620.83		<b>0.36</b>	<b>-3.97</b>
Ogun	10235.91	9963.64	9967.11		<b>0.03</b>	<b>-2.63</b>
Ondo	10140.38	9092.86	9155.00		<b>0.68</b>	<b>-9.72</b>
Osun	10124.17	9262.50	9308.33		<b>0.49</b>	<b>-8.06</b>
Oyo	10723.75	8918.33	8928.34		<b>0.11</b>	<b>-16.74</b>
<b>Average</b>	<b>9906.44</b>	<b>9194.41</b>	<b>9247.40</b>		<b>0.58</b>	<b>-6.65</b>

# CONTACT



## National Bureau of Statistics

Head Office

No 1, Wole Olanipekun Street,  
Formerly, Plot 762 Independence  
Avenue  
Off Constitution Avenue,  
CBD, Abuja, F. C. T.

## Mr. Ichedi S.J

Information Desk

Head, Communication & Public  
Relations Department (C&PRD)  
Phone: +2348037051701  
sjchedi@nigerianstat.gov.ng

## Moses Mathew

Statistical Information Officer

Phone: +2347069071157  
matmoses@nigerianstat.gov.ng

## Dr A.A. Ayo

Head Prices Division

Phone: +2348036082904  
anthonyayo@nigerianstat.gov.ng



@nbs\_nigeria



NBSNigeria



Nbs\_nigeria

