



NATIONAL BUREAU OF STATISTICS

National Household Kerosene Price Watch

(SEPTEMBER 2023)

Report Date: October 2023

Data Source: National Bureau of Statistics (NBS)

CONTENT

Executive Summary	3
Methodology	4
Average Kerosene Prices per liter across States	5
Average Kerosene Prices per liter across Zones	6
12 Months Average Prices per liter	7
Average Kerosene Prices per gallon across States	8
Average Kerosene Prices per gallon across Zones	9
12 Months Average Prices per gallon	10
Appendix	11
Contact	13

EXECUTIVE SUMMARY

The average retail price per litre of Household Kerosene (HHK) paid by consumers in September 2023 was N1,299.03, indicating an increase of 2.09% compared to N1,272.40 recorded in August 2023. On a year-on-year basis, the average retail price per litre of the product rose by 37.13% from N947.30 in September 2022.

On state profile analysis, the highest average price per litre in September 2023 was recorded in Adamawa with N1,746.05, followed by Cross-River with N1,541.67 and Abuja with N1,492.50. On the other hand, the lowest price was recorded in Jigawa with N1,104.78, followed by Enugu with N1,134.52 and Kano with N1,142.27. In addition, analysis by zone showed that the North-East recorded the highest average retail price per litre of Household Kerosene with N1,390.67, followed by the South-East with N1,368.49, while the North-West recorded the lowest with N1,190.81.

The average retail price per gallon of Household Kerosene paid by consumers in September 2023 was N4,379.31, showing an increase of 0.64% from N4,351.53 in August 2023. On a year-on-year basis, this increased by 35.32% from N3,236.27 in September 2022. On state profile analysis, Lagos recorded the highest average retail price per gallon of Household Kerosene with N5,350.00, followed by Katsina with N5,000.00 and Borno with N4,997.47. On the other hand, Delta recorded the lowest price with N2,956.18, followed by Rivers and Oyo with N3,296.02 and N3,712.50; respectively. Analysis by zone showed that the North-East recorded the highest average retail price per gallon of Household Kerosene with N4,712.01, followed by the South-East with N4,646.63, while the South-South recorded the lowest with N3,769.59.

METHODOLOGY

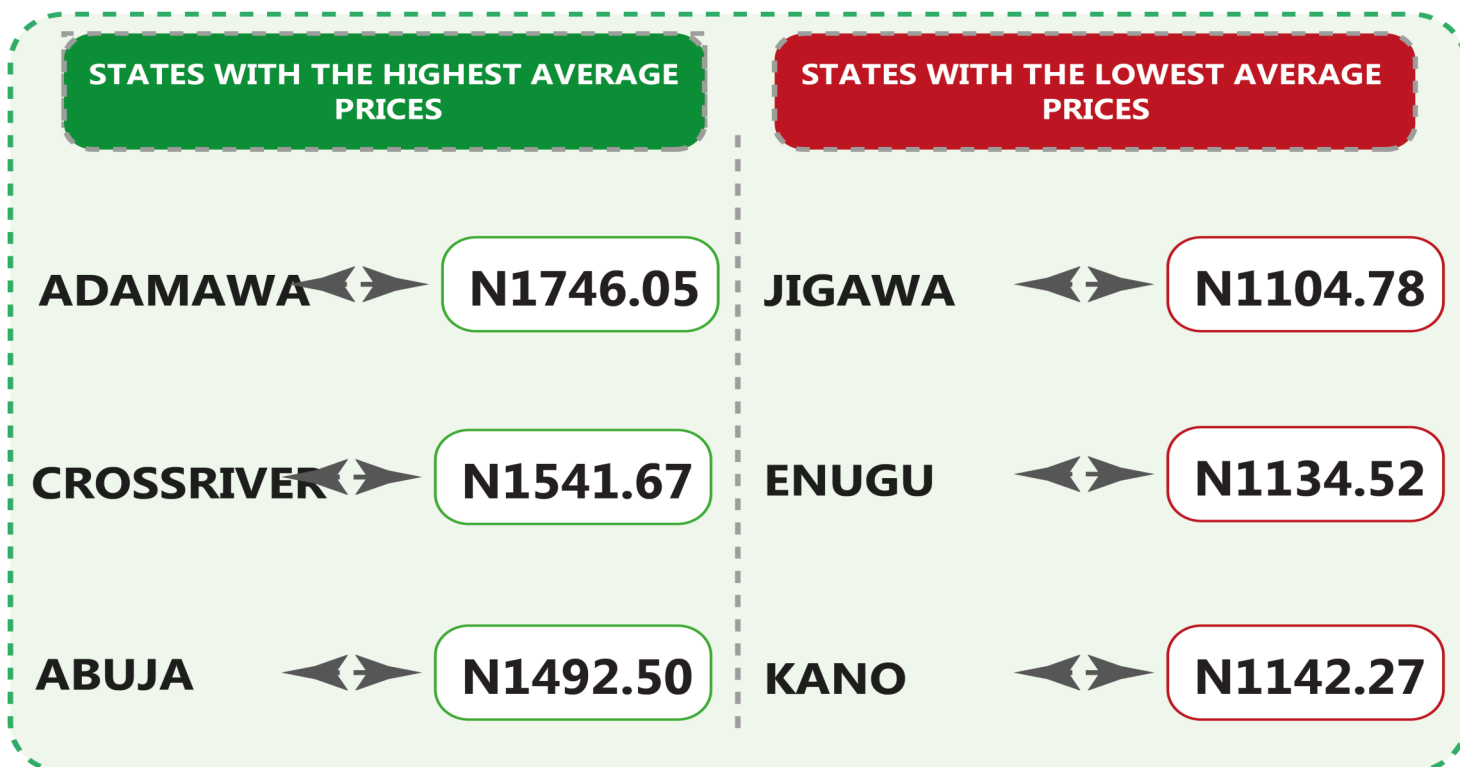
Fieldwork is done solely by over 700 NBS Staff in all the States of the federation, supported by supervisors whom internal and external observers monitor.

Fuel Prices are collected across all the 774 local governments across all States and the FCT from over 10,000 respondents and outlets and the estimates reflect the weights derived from estimates of household expenditures on fuel and the actual prices of liters or gallon bought by the households.

The average prices are reported for each state and the country. The NBS audit team subsequently conducts randomly selected verification of prices recorded.

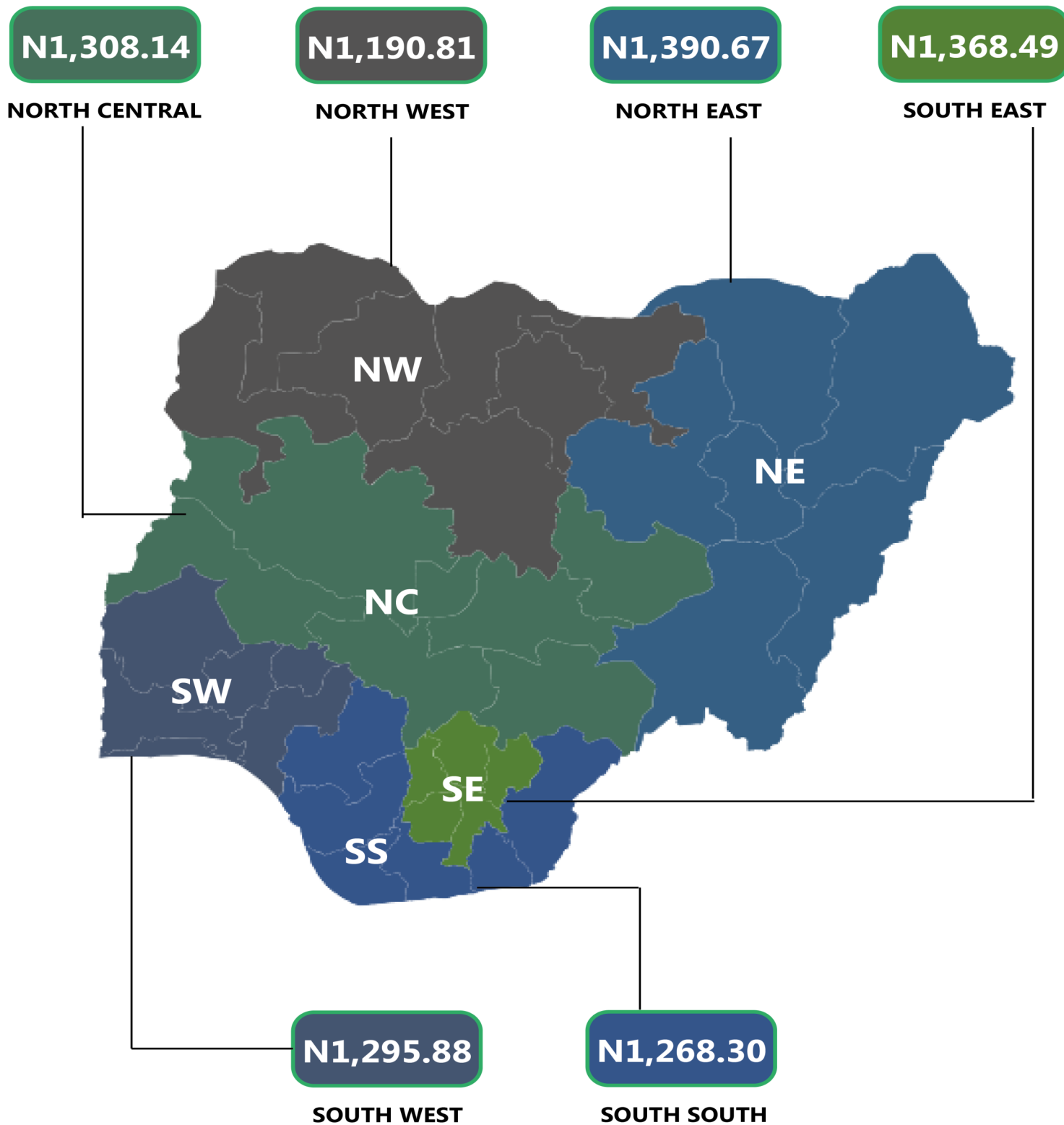
NATIONAL HOUSEHOLD KEROSENE PRICE WATCH - SEPTEMBER 2023

Average Kerosene Prices per litre Across States



NATIONAL HOUSEHOLD KEROSENE PRICE WATCH - SEPTEMBER 2023

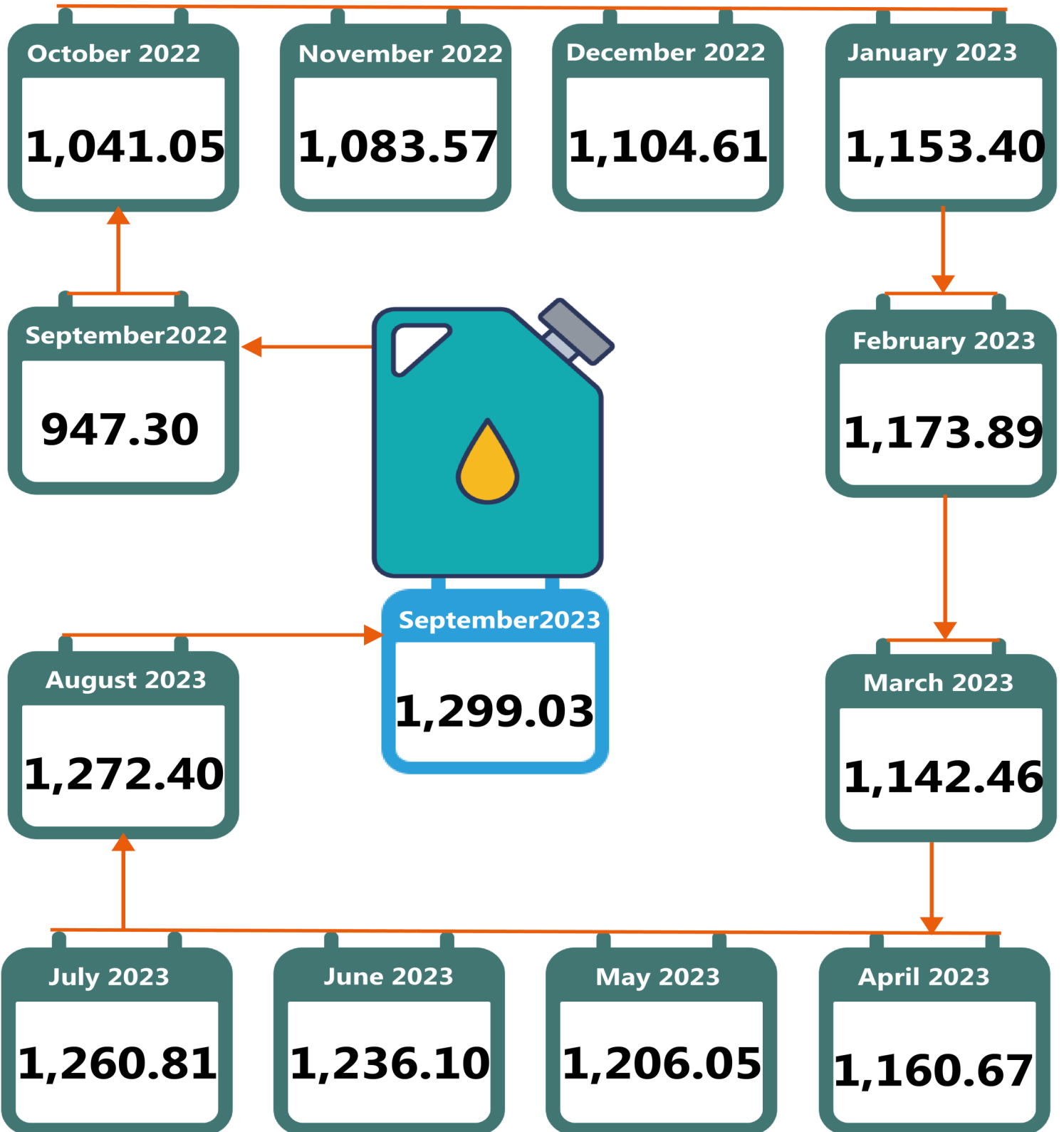
Average Kerosene Prices per litre Across Zones



NATIONAL HOUSEHOLD KEROSENE PRICE WATCH

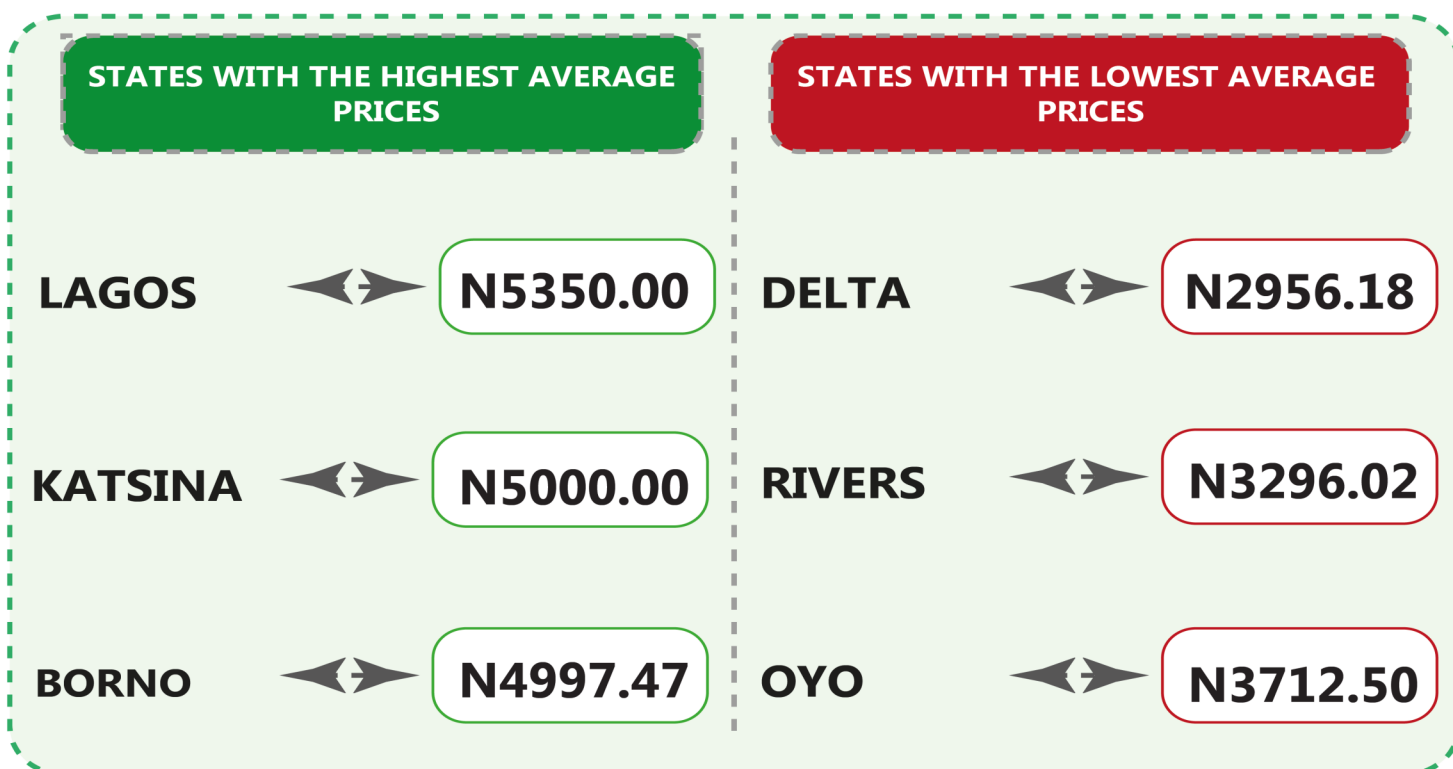
- SEPTEMBER 2023

12 Month Average Prices per litre



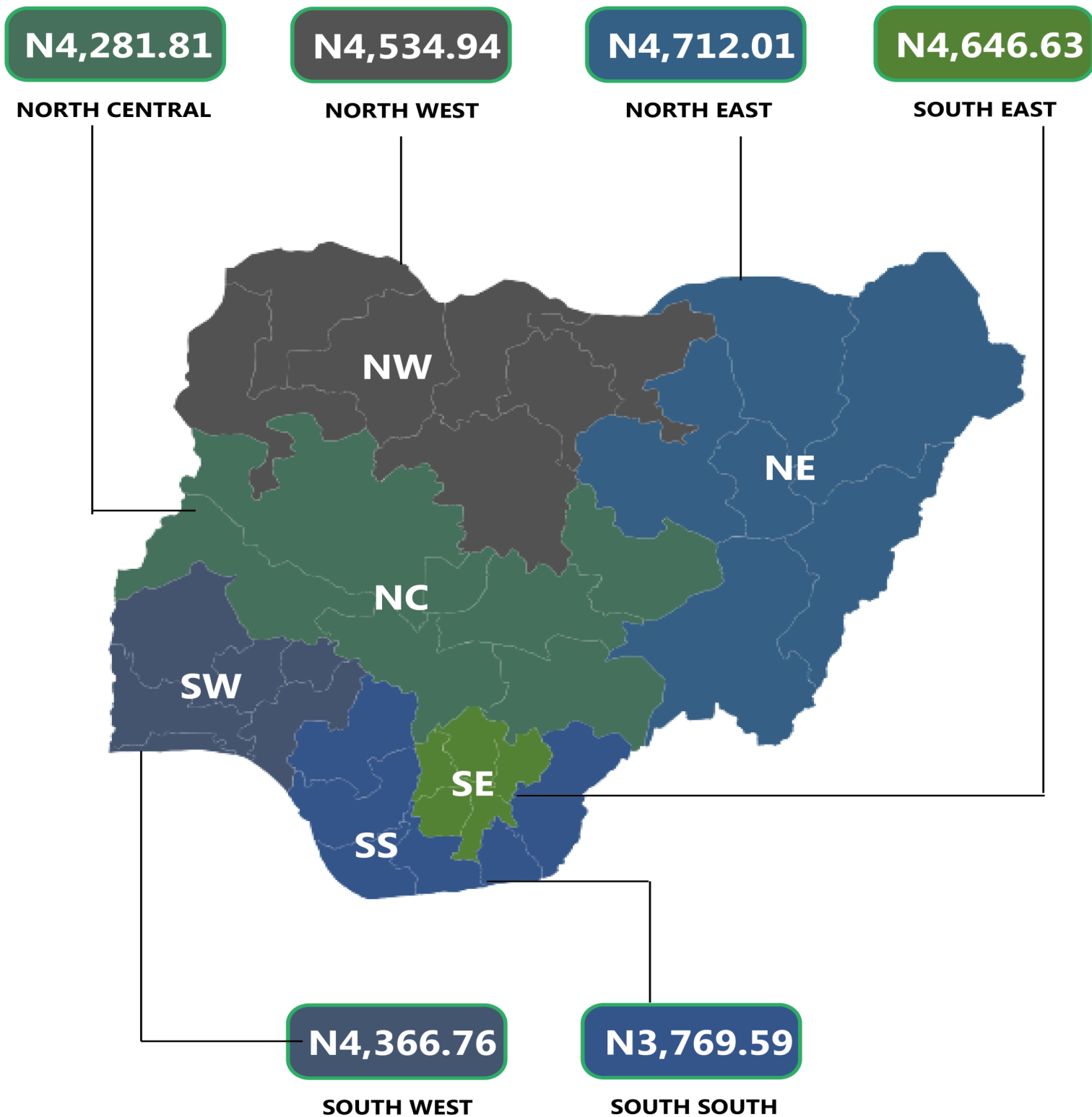
NATIONAL HOUSEHOLD KEROSENE PRICE WATCH - SEPTEMBER 2023

Average Kerosene Prices per gallon Across States




NATIONAL HOUSEHOLD KEROSENE PRICE WATCH - SEPTEMBER 2023

Average Kerosene Prices per gallon Across Zones



NATIONAL HOUSEHOLD KEROSENE PRICE WATCH - SEPTEMBER 2023

12 Month Average Prices per gallon



APPENDIX

LITRE						
	Average of Sept-22	Average of Aug-23	Average of Sept-23	MoM	YoY	
NORTH CENTRAL	899.34	1286.42	1308.14		1.69	45.46
Abuja	1100.00	1468.89	1492.50		1.61	35.68
Benue	847.22	1468.33	1476.67		0.57	74.30
Kogi	751.39	1139.58	1149.86		0.90	53.03
Kwara	962.00	1183.56	1163.72		-1.68	20.97
Nasarawa	735.29	1185.21	1229.48		3.74	67.21
Niger	989.39	1230.83	1260.17		2.38	27.37
Plateau	910.10	1328.57	1384.62		4.22	52.14
NORTH EAST	880.42	1370.64	1390.67		1.46	57.95
Adamawa	800.00	1745.83	1746.05		0.01	118.26
Bauchi	866.67	1378.33	1388.25		0.72	60.18
Borno	915.28	1333.33	1333.33		0.00	45.68
Gombe	970.83	1333.33	1433.33		7.50	47.64
Taraba	833.33	1199.67	1200.00		0.03	44.00
Yobe	896.43	1233.33	1243.05		0.79	38.67
NORTH WEST	868.89	1163.25	1190.81		2.37	37.05
Jigawa	846.97	1000.00	1104.78		10.48	30.44
Kaduna	865.63	1121.79	1160.38		3.44	34.05
Kano	906.67	1133.33	1142.27		0.79	25.99
Katsina	840.74	1251.52	1271.96		1.63	51.29
Kebbi	933.33	1166.67	1182.95		1.40	26.74
Sokoto	827.78	1266.67	1267.80		0.09	53.16
Zamfara	861.11	1202.78	1205.56		0.23	40.00
SOUTH EAST	1128.28	1332.49	1368.49		2.70	21.29
Abia	1098.15	1455.21	1455.21		0.00	32.51
Anambra	982.22	1373.54	1383.54		0.73	40.86
Ebonyi	1263.89	1367.22	1447.22		5.85	14.51
Enugu	1272.50	1134.52	1134.52		0.00	-10.84
Imo	1024.64	1331.97	1421.97		6.76	38.78
SOUTH SOUTH	889.91	1252.13	1268.30		1.29	42.52
Akwa Ibom	1064.81	1396.67	1266.67		-9.31	18.96
Bayelsa	715.15	1211.17	1292.43		6.71	80.72
Cross River	1187.50	1445.60	1541.67		6.65	29.82
Delta	816.67	1165.14	1164.58		-0.05	42.60
Edo	869.05	1104.78	1144.44		3.59	31.69
Rivers	686.27	1189.44	1200.00		0.89	74.86
SOUTH WEST	1068.18	1255.35	1295.88		3.23	21.32
Ekiti	1047.62	1354.17	1300.00		-4.00	24.09
Lagos	1126.92	1279.49	1389.39		8.59	23.29
Ogun	1187.50	1384.62	1388.89		0.31	16.96
Ondo	1064.10	1201.39	1287.04		7.13	20.95
Osun	1044.44	1171.43	1213.54		3.60	16.19
Oyo	938.46	1141.03	1196.43		4.86	27.49
Average	947.30	1272.40	1299.03		2.09	37.13

GALLON						
	Average of Sept-22	Average of Aug-23	Average of Sept-23	MoM	YoY	
NORTH CENTRAL	3380.98	4276.00	4281.81		0.14	26.64
Abuja	4200.00	4225.00	4285.82		1.44	2.04
Benue	3070.00	4383.33	4383.33		0.00	42.78
Kogi	3725.00	4152.77	4152.77		0.00	11.48
Kwara	3666.25	4369.51	4249.51		-2.75	15.91
Nasarawa	3315.91	4354.53	4435.00		1.85	33.75
Niger	2923.00	4190.57	4198.57		0.19	43.64
Plateau	2766.67	4256.25	4267.66		0.27	54.25
NORTH EAST	2803.96	4637.71	4712.01		1.60	68.05
Adamawa	2914.29	4826.67	4700.00		-2.62	61.27
Bauchi	2750.00	4225.00	4375.00		3.55	59.09
Borno	2500.00	4897.47	4997.47		2.04	99.90
Gombe	2692.00	4694.17	4833.33		2.96	79.54
Taraba	2887.50	4483.51	4666.67		4.09	61.62
Yobe	3080.00	4699.46	4699.62		0.00	52.59
NORTH WEST	3059.65	4534.76	4534.94		0.00	48.22
Jigawa	3275.00	4300.00	4300.00		0.00	31.30
Kaduna	3065.00	4137.50	4157.26		0.48	35.64
Kano	3205.36	4285.34	4241.89		-1.01	32.34
Katsina	3250.00	4991.85	5000.00		0.16	53.85
Kebbi	3000.00	4698.83	4675.59		-0.49	55.85
Sokoto	3066.67	4500.00	4540.00		0.89	48.04
Zamfara	2555.56	4829.84	4829.84		0.00	88.99
SOUTH EAST	3607.38	4590.63	4646.63		1.22	28.81
Abia	4078.57	4634.62	4634.62		0.00	13.63
Anambra	3350.00	4683.33	4783.33		2.14	42.79
Ebonyi	3114.29	4434.29	4514.29		1.80	44.95
Enugu	4052.38	4697.06	4697.06		0.00	15.91
Imo	3441.67	4503.85	4603.85		2.22	33.77
SOUTH SOUTH	3164.41	3727.30	3769.59		1.13	19.12
Akwa Ibom	3525.00	3912.00	3970.00		1.48	12.62
Bayelsa	2900.00	4085.71	4107.00		0.52	41.62
Cross River	3605.95	4082.88	4130.00		1.15	14.53
Delta	2576.92	2945.71	2956.18		0.36	14.72
Edo	3410.71	4050.00	4158.33		2.67	21.92
Rivers	2967.86	3287.50	3296.02		0.26	11.06
SOUTH WEST	3468.42	4364.68	4365.76		0.02	25.87
Ekiti	3507.69	4726.67	4740.00		0.28	35.13
Lagos	2867.86	5350.83	5350.00		-0.02	86.55
Ogun	3327.69	4118.29	4182.11		1.55	25.68
Ondo	3893.46	4289.82	4232.73		-1.33	8.71
Osun	3718.85	3990.71	3977.22		-0.34	6.95
Oyo	3495.00	3711.79	3712.50		0.02	6.22
Average	3236.27	4351.53	4379.31		0.64	35.32

CONTACT



National Bureau of Statistics

Head Office

No 1, Wole Olanipekun Street,
Formerly, Plot 762 Independence
Avenue
Off Constitution Avenue,
CBD, Abuja, F. C. T.

Mr. Ichedi S.J

Information Desk

Head, Communication & Public
Relations Department (C&PRD)
Phone: +2348037051701
sjchedi@nigerianstat.gov.ng

Moses Mathew

Statistical Information Officer

Phone: +2347069071157
matmoses@nigerianstat.gov.ng

Dr A.A. Ayo

Head Prices Division

Phone: +2348036082904
anthonyayo@nigerianstat.gov.ng



@nbs_nigeria



NBSNigeria



Nbs_nigeria

