



NATIONAL BUREAU OF STATISTICS

Road Transport Data

(Q2 2023)

Report Date: October 2023

Data Source: National Bureau of Statistics (NBS)/Federal Road Safety Corps (FRSC)

CONTENT

Methodology 3

Key Highlights4

Infographics 5

Appendix 9

Contact 12



METHODOLOGY

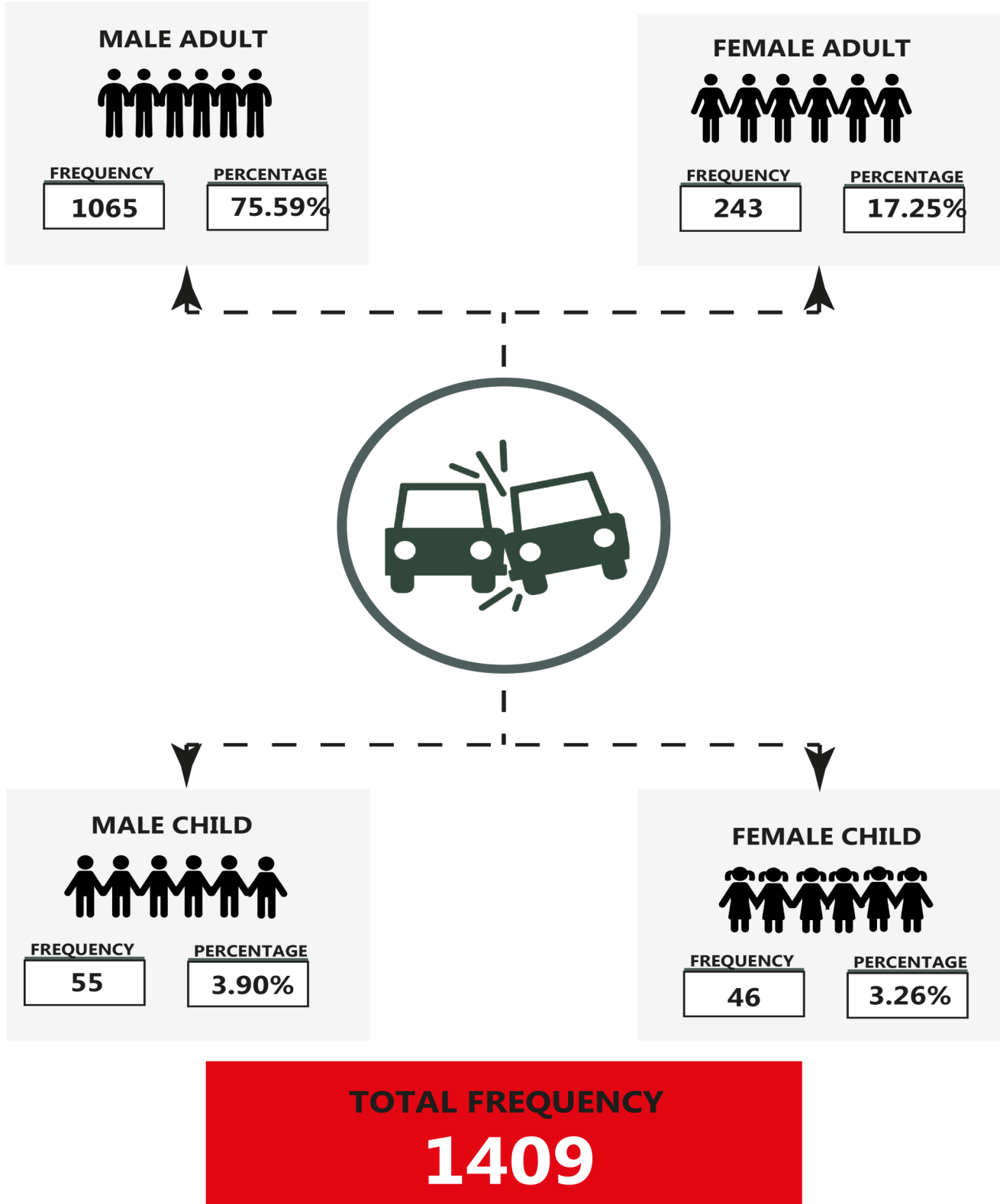
Data is provided by the Federal Road Safety Corps (FRSC), verified and validated by the National Bureau of Statistics (NBS)

KEY HIGHLIGHTS

- The total number of road traffic crashes in Q2 2023 was 2,967, indicating an increase of 8.56% from the previous quarter which recorded 2,733 and a 9.60% fall from 3,282 in Q2 2022.
- Of all crashes, serious cases stood top in Q2 2023 with 1919 compared to fatal and minor cases with 756 and 292 respectively. In addition, the three categories of cases increased in the review quarter relative to the preceding quarter.
- A total of 1,120 males were killed in Q2 2023, accounting for 79.48% of 1,409 persons killed, compared to 289 (20.51%) females killed.
- Also, a total of 6,430 males were injured during the period, indicating 76.76% of 8,377 injured persons compared to 1,947 (23.24%) females injured.
- A total of 4,615 vehicles were involved in road traffic crashes in Q2 2023, higher compared to the previous quarter which recorded 4,095, indicating an increase of 12.70%.
- The North-Central recorded the highest number of crashes in Q2 2023 with 980, followed by the South-West with 795, while the South-East had the least with 158.
- Similarly, the North-Central recorded the highest number of casualties with 3,036, followed by the South-West with 2,104, while the South-East recorded the least with 451.

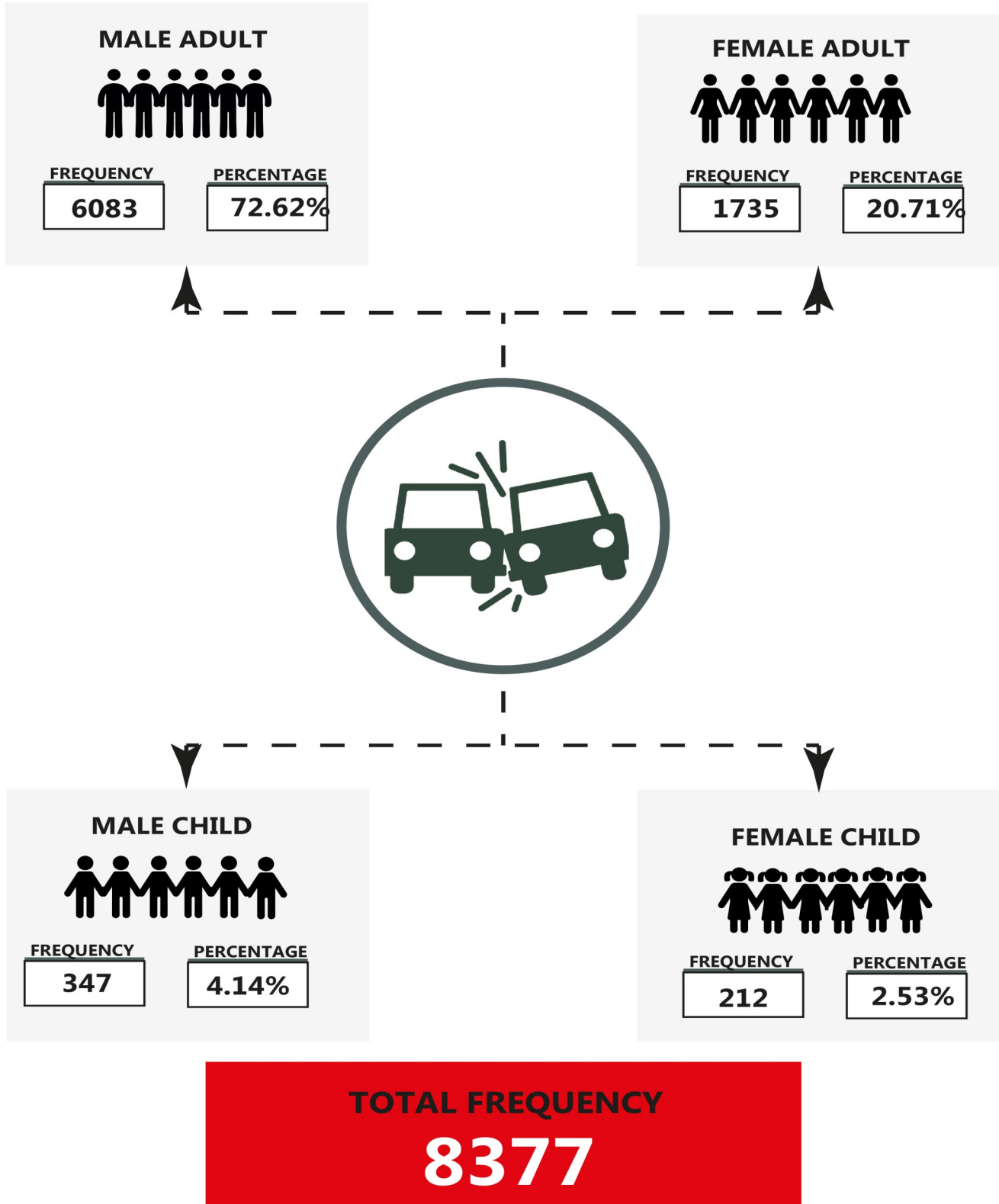
ROAD TRANSPORT DATA - Q2 2023

Sex Distribution of Persons Killed In Road Traffic Crashes



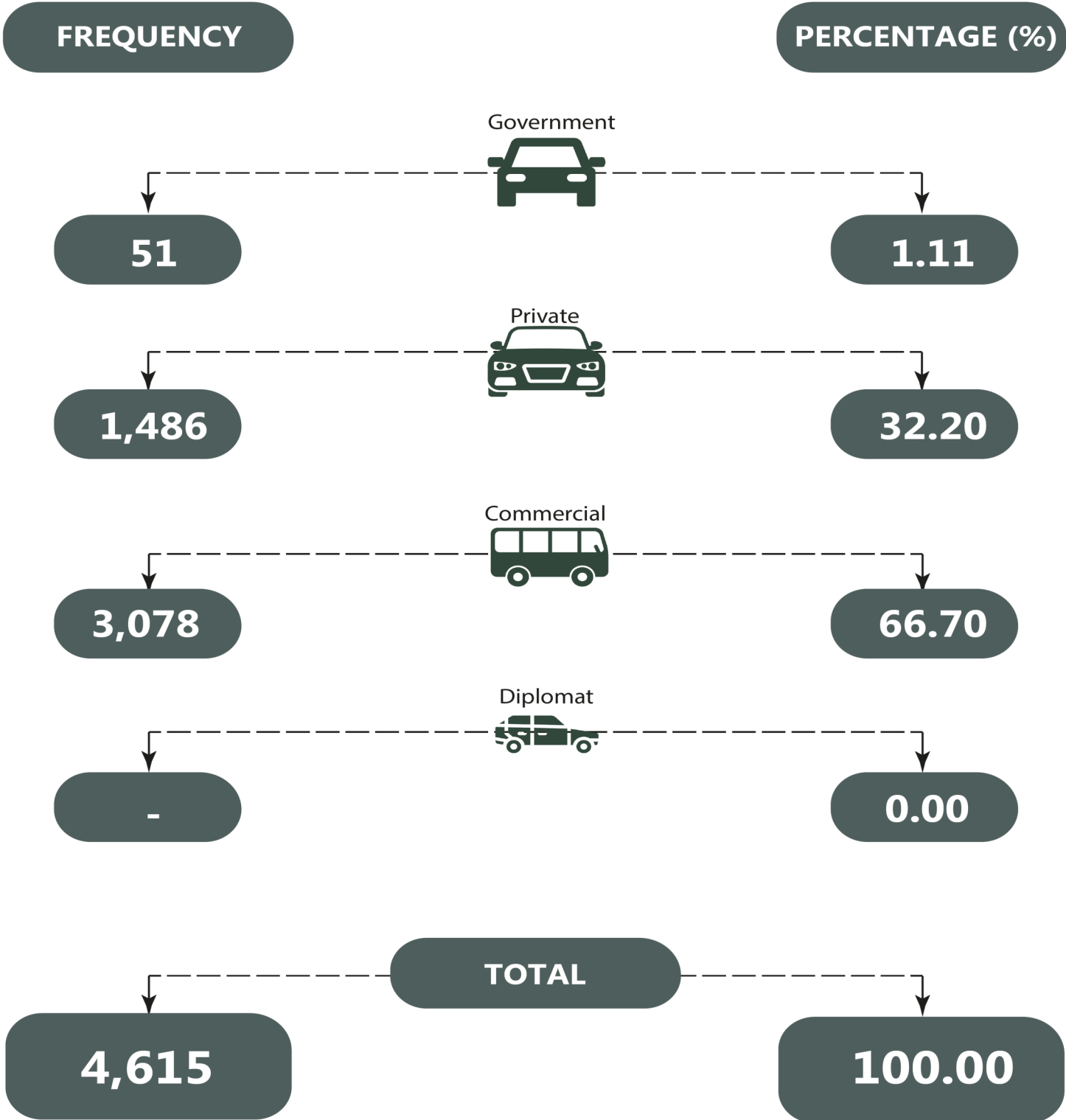
ROAD TRANSPORT DATA - Q2 2023

Sex Distribution of Persons Injured In Road Traffic Crashes




ROAD TRANSPORT DATA - Q2 2023

Category Of Vehicles Involved
In Road Traffic Crashes



ROAD TRANSPORT DATA - Q2 2023

Number Of Vehicles Involved
In Road Traffic Crashes



APPENDIX

Q2 2023

STATE	FATAL	SERIOUS	MINOR	TOTAL CASES	NUMBER IN-JURED	NUMBER KILLED	TOTAL CASUALTY	PEOPLE INVOLVED
Abia	3	6	3	12	22	3	25	78
Adamawa	5	51	1	57	175	5	180	301
Akwa Ibom	5	10	2	17	32	6	38	75
Anambra	10	11	13	34	60	12	72	273
Bauchi	33	66	1	100	399	84	483	656
Bayelsa	2	5	0	7	30	8	38	53
Benue	19	38	0	57	156	29	185	302
Borno	9	43	2	54	164	13	177	315
Cross River	9	15	3	27	85	22	107	206
Delta	9	13	6	28	84	17	101	224
Ebonyi	15	29	4	48	97	43	140	294
Edo	27	28	16	71	222	50	272	724
Ekiti	6	17	5	28	51	9	60	117
Enugu	13	25	6	44	129	40	169	284
FCT	52	214	54	320	653	65	718	1713
Gombe	17	42	1	60	220	30	250	388
Imo	6	11	3	20	37	8	45	120
Jigawa	29	77	1	107	291	53	344	591
Kaduna	61	117	12	190	755	119	874	1489
Kano	22	60	5	87	272	46	318	556
Katsina	17	20	0	37	131	34	165	242
Kebbi	10	25	2	37	89	24	113	207
Kogi	31	68	8	107	360	57	417	995
Kwara	18	55	4	77	288	37	325	633
Lagos	35	58	45	138	209	52	261	689
Nasarawa	31	167	10	208	532	55	587	1108
Niger	39	107	4	150	499	78	577	1042
Ogun	67	172	44	283	621	97	718	1777
Ondo	29	76	8	113	278	39	317	668
Osun	18	58	13	89	230	54	284	639
Oyo	55	83	6	144	370	94	464	779
Plateau	11	46	4	61	194	33	227	400
Rivers	8	10	4	22	34	11	45	116
Sokoto	6	11	0	17	58	8	66	90
Taraba	8	38	1	47	99	10	109	202
Yobe	16	33	1	50	305	32	337	438
Zamfara	5	14	0	19	146	32	178	142
TOTAL	756	1919	292	2967	8377	1409	9786	18926

Q2 2023 CAUSATIVE FACTORS OF ROAD TRAFFIC CRASHES

STATE	SPV	UPD	TBT	MDV	BFL	OVL	DOT	WOT	DGD	BRD	RTV	OBS	SOS	DAD	PWR	FTQ	SLV	OTHERS	TOTAL
Abia	2	0	5	1	0	0	0	0	0	0	0	0	0	0	0	0	0	3	11
Adamawa	39	0	0	0	1	1	0	11	3	0	2	0	0	0	0	0	4	0	61
Akwa Ibom	12	0	0	0	2	0	0	1	3	0	0	0	0	0	0	0	0	1	19
Anambra	11	0	1	1	8	1	0	7	0	0	0	0	0	0	0	1	4	0	34
Bauchi	80	0	21	8	0	1	0	8	4	0	2	2	0	0	0	0	3	4	133
Bayelsa	3	0	2	0	0	1	0	3	0	0	0	0	0	0	0	0	0	0	9
Benue	47	0	2	0	0	0	0	6	0	0	1	0	0	0	0	0	0	1	57
Borno	20	0	10	2	0	0	0	5	3	0	1	0	0	0	0	0	13	1	55
Cross River	25	0	2	0	0	0	0	5	0	0	0	0	0	0	0	0	0	0	32
Delta	14	1	6	0	6	0	0	4	1	0	0	0	2	1	0	0	5	0	40
Ebonyi	35	0	4	1	2	1	0	2	2	0	5	0	0	0	0	0	0	1	53
Edo	35	0	2	0	24	0	0	4	1	0	1	0	0	0	0	0	27	3	97
Ekiti	38	2	1	0	4	0	0	2	0	0	0	1	0	0	0	0	1	2	51
Enugu	26	0	4	0	22	0	0	8	3	0	3	0	0	0	0	0	0	2	68
FCT	285	1	11	8	6	0	3	1	19	6	13	8	0	1	2	0	136	2	502
Gombe	40	0	4	2	2	0	0	4	11	0	2	1	0	0	0	0	4	0	70
Imo	16	0	2	0	2	0	0	1	1	0	0	0	0	0	0	0	0	3	25
Jigawa	136	0	15	4	0	7	0	2	3	0	5	16	0	0	0	0	1	5	194
Kaduna	125	0	7	2	2	1	7	18	23	2	6	4	0	1	0	7	5	8	218
Kano	54	0	4	3	2	2	0	6	8	0	11	2	0	0	0	1	19	3	115
Katsina	31	0	5	0	0	1	0	2	0	0	0	0	0	0	0	0	8	0	47
Kebbi	26	0	0	0	0	0	1	0	1	0	2	0	0	0	0	0	1	1	32
Kogi	64	0	7	7	6	0	0	14	2	0	5	2	1	0	0	0	0	10	118
Kwara	95	0	6	2	0	0	0	10	0	0	8	2	0	0	0	0	4	0	127
Lagos	77	0	2	13	9	0	0	13	8	0	7	0	0	4	0	0	0	5	138
Nasarawa	140	0	6	3	3	6	0	6	37	0	24	0	0	0	0	0	36	13	274
Niger	128	1	2	3	4	2	0	10	6	1	5	1	0	1	1	2	6	4	177
Ogun	340	1	37	20	22	3	0	14	15	2	22	2	4	0	0	2	4	14	502
Ondo	83	1	6	2	3	1	1	12	6	0	4	3	3	0	1	1	0	2	129
Osun	56	0	12	0	4	1	3	5	1	0	11	0	0	0	0	0	0	2	95
Oyo	87	2	5	5	9	2	2	6	19	2	12	0	1	0	1	0	0	2	155
Plateau	25	0	6	6	11	0	0	6	6	0	3	4	0	0	0	1	1	2	71
Rivers	18	0	2	2	1	0	0	2	1	0	5	0	0	0	0	0	0	0	31
Sokoto	13	0	2	1	0	1	0	2	10	0	0	0	0	0	0	0	0	1	30
Taraba	22	0	2	1	0	0	0	6	12	0	2	0	0	0	0	0	17	1	63
Yobe	36	0	7	0	0	3	0	8	2	0	4	0	0	0	0	0	2	2	64
Zamfara	14	1	1	1	0	0	1	2	0	0	3	0	0	0	0	0	0	0	23
Total	2298	10	211	98	155	35	18	216	211	13	169	48	11	8	5	15	301	98	3920

Q2 2023

SEX	Persons Killed	
	Frequency	Percentage
MALE ADULT	1065	75.59
FEMALE ADULT	243	17.25
MALE CHILD	55	3.90
FEMALE CHILD	46	3.26
TOTAL	1409	100.00

Q2 2023

SEX	Persons Injured	
	Frequency	Percentage
MALE ADULT	6083	72.62
FEMALE ADULT	1735	20.71
MALE CHILD	347	4.14
FEMALE CHILD	212	2.53
TOTAL	8377	100.00

VEHICLE CATEGOR- RY	Q2 2023	
	TOTAL	%
PRIVATE	1,486	32.20
COMMERCIAL	3,078	66.70
GOVERNMENT	51	1.11
DIPLOMAT	-	0.00
TOTAL	4,615	100.00

VEHICLE CATEGOR- RY	Q2 2023	
	TOTAL	%
BICYCLE	12	0.26
MOTORCYCLE	946	20.50
TRICYCLE	207	4.49
CAR	1374	29.77
SUV(JEEP)	166	3.60
VAN	25	0.54
MINIBUS	847	18.35
LUXURY BUS	13	0.28
PICK-UP	109	2.36
TRUCK	554	12.00
TANKER	74	1.60
TRAILER	209	4.53
OTHERS	79	1.71
TOTAL	4615	100.00

***LEGEND OF CAUSATIVE FACTORS**

CAUSATIVE FACTORS	CODE
Speed Violation (SPV)	SPV
Use of Phone While Driving (UPWD)	UPWD
Tyre Burst (TBT)	TBT
Mechanically Deficient Vehicle (MDV)	MDV
Brake Failure (BFL)	BFL
Overloading (OVL)	OVL
Dangerous Overtaking (DOT)	DOT
Wrongful Overtaking (WOT)	WOT
Dangerous Driving (DGD)	DGD
Bad Road (BRD)	BRD
Route Violation (RTV)	RTV
Road Obstruction Violation (OBS)	OBS
Sleeping on Steering (SOS)	SOS
Driving Under Alcohol/Drug Influence (DAD)	DAD
Poor Weather (PWR)	PWR
Fatigue (FTQ)	FTQ
Sign Light Violation (SLV)	SLV
Others	OTH

CONTACT



National Bureau of Statistics

Head Office

No 1, Wole Olanipekun Street,
Formerly, Plot 762 Independence Avenue
Off Constitution Avenue,
CBD, Abuja, F. C. T.

Mr. Ichedi S.J

Information Desk

Director, Communication & Public Relations
Department (C&PRD)
Phone: +2348037051701
sjchedi@nigerianstat.gov.ng

Moses Mathew

Statistical Information Officer

Phone: +2347069071157
matmoses@nigerianstat.gov.ng



@NBSNigeria



NBSNigeria



Nbsnigeria

