



NATIONAL BUREAU OF STATISTICS

Federation Account Allocation Committee (FAAC)

(June 2023 Disbursement)

Report Date: October 2023

Data Source: National Bureau of Statistics (NBS)

CONTENT

Methodology	3
Key Highlights	4
Summary of Gross Revenue Allocation by FAAC	6
Distribution of Revenue Allocation to FGN by FAAC	7
Distribution of Revenue Allocation to State Governments by FAAC	8
Appendix	17
Contact	20



METHODOLOGY

The Federation Account Allocation Committee (FAAC) data is provided statutorily by the Office of the Accountant General of the Federation (OAGF), and reported by the National Bureau of Statistics.

KEY HIGHLIGHTS

1. The Federation Account Allocation Committee (FAAC) total disbursement for June, 2023 was sum of ₦1,134.03 trillion to the three tiers of government from the total revenue generated in May, 2023.
2. The amount disbursed accumulated from,
 - ⇒ ₦701.79 billion recorded from the Statutory Account,
 - ⇒ ₦146.43 billion Exchange rate differential
 - ⇒ ₦14.97 billion generated from Electronic Money Transfer Levy (EMTL),
 - ⇒ ₦0.64 billion Exchange gain allocation and,
 - ⇒ ₦270.20 billion generated from Valued Added Tax (VAT).
3. The allocations to the three tiers of government for June 2023 were as follows,
 - ⇒ Federal Government with a total of ₦369.00 billion,
 - ⇒ States with a total of ₦299.92 billion and,
 - ⇒ Local Governments with a total of ₦221.79 billion.
4. The sum of ₦41.89 billion was shared among the oil-producing states from the 13% derivation fund.
5. The Revenue generating agencies comprising Nigeria Customs Service (NCS), Federal Inland Revenue Service (FIRS), and Department of Petroleum Resources (DPR) received ₦10.77 billion, ₦23.62 billion, and ₦3.85 billion respectively, as cost of revenue collections

KEY HIGHLIGHTS

6. Further breakdown of revenue allocation distribution to the Federal Government of Nigeria (FGN) shows that,

- ⇒ ₦252.48 billion was disbursed to the FGN consolidated revenue account;
- ⇒ ₦6.25 billion was received as a share of derivation and ecology;
- ⇒ ₦3.12 billion as stabilization fund;
- ⇒ ₦10.50 billion for the development of natural resources and;
- ⇒ ₦8.81 billion to the Federal Capital Territory (FCT) Abuja.

FEDERATION ACCOUNT ALLOCATION COMMITTEE (FAAC)

JUNE 2023 DISBURSEMENT

Summary of Gross Revenue Allocation by Federation Account Allocation Committee for the Month of May, 2023 Shared in June, 2023



FGN
N369.00 bn

Statutory Allocation
N261.69 bn

Others*
N69.58 bn

VAT
N37.74 bn



STATE
N299.92 bn

Statutory Allocation
N132.73 bn

Others*
N41.38 bn

VAT
N125.80 bn



LGCs
N221.79 bn

Statutory Allocation
N102.33 bn

Others*
N31.39 bn

VAT
N88.06 bn

13% Derivation Fund
N41.89 bn

FIRS Refund on Cost of Collection
N0.10 bn

North East Development Commission
N7.78 bn

Cost of Collection - NCS
N10.77 bn

13% Derivation Refund to Oil Producing States
N28.74 bn

Transfer to NMDPRA
N7.45 bn

Cost of Collection - FIRS
N23.62 bn

13% Refunds on Subsidy, Priority Projects
N18.16 bn

13% Refunds on Subsidy, Priority Projects and Police Trust Fund Jan 2022
N48.00 bn

Cost of Collection - DPR
N3.85 bn

NUPRC Refund on Cost of Collection
N2.95 bn

Transfer to Non-Oil Account
N50.00 bn








TOTAL
N1,134.03 bn

NB:- Others for this month is the sum of Distribution of Exchange Gain and Electronic Money Transfer Levy (EMTL) and Exchange rate differential. See tables in appendix for details*

FEDERATION ACCOUNT ALLOCATION COMMITTEE (FAAC) JUNE 2023 DISBURSEMENT

Distribution of Revenue Allocation to FGN by Federation Account Allocation Committee for the Month of May, 2023 Shared in June, 2023



BENEFICIARIES	STATUTORY ALLOCATION	OTHERS*	VAT	TOTAL
 FGN (CRF Account)	N153,176,829,392.81	N64,082,097,145.59	N35,225,058,343.54	N252,483,984,881.95
 Share of Derivation & Ecology	N4,967,459,712.26	N1,279,798,592.62	-	N6,247,258,304.88
 Stabilization	N2,483,729,856.13	N639,899,296.31	-	N3,123,629,152.44
 Development of Natural Resources	N8,345,332,316.60	N2,150,061,635.60	-	N10,495,393,952.20
 FCT-Abuja	N4,870,334,823.26	N1,423,503,264.31	N2,516,075,595.97	N8,809,913,683.54
TOTAL	N281,160,179,975.01			

FEDERATION ACCOUNT ALLOCATION COMMITTEE (FAAC)

JUNE 2023 DISBURSEMENT

Distribution of Revenue Allocation to State Governments by Federation Account Allocation Committee for the Month of May, 2023 Shared in June, 2023



ABIA

Net Statutory Allocation

N2,713,391,670.45

Net Share of Ecology

N55,535,631.75

Others*

N1,109,673,191.36

VAT Allocation

N2,530,498,962.77

TOTAL

N6,409,099,456.34



ADAMAWA

Net Statutory Allocation

N2,471,456,640.15

Net Share of Ecology

N118,160,723.85

Others*

N1,038,116,713.58

VAT Allocation

N2,791,781,324.39

TOTAL

N6,419,515,401.96



AKWA IBOM

Net Statutory Allocation

N16,168,886,634.34

Net Share of Ecology

N59,629,391.08

Others*

N5,044,067,689.65

VAT Allocation

N3,004,984,120.42

TOTAL

N24,277,567,835.49



ANAMBRA

Net Statutory Allocation

N3,712,418,730.04

Net Share of Ecology

N117,939,363.64

Others*

N1,319,380,473.27

VAT Allocation

N3,116,301,146.31

TOTAL

N8,266,039,713.26

FEDERATION ACCOUNT ALLOCATION COMMITTEE (FAAC)

JUNE 2023 DISBURSEMENT

Distribution of Revenue Allocation to State Governments by Federation Account Allocation Committee for the Month of May, 2023 Shared in June, 2023



BAUCHI

Net Statutory Allocation

N2,197,118,935.77

Net Share of Ecology

N141,885,005.89

Others*

N1,234,010,255.84

VAT Allocation

N3,064,739,913.44

TOTAL

N6,637,754,110.94



BAYELSA

Net Statutory Allocation

N13,079,152,213.13

Net Share of Ecology

N52,477,288.03

Others*

N4,122,728,265.98

VAT Allocation

N2,443,118,994.94

TOTAL

N19,697,476,762.08



BENUE

Net Statutory Allocation

N3,209,730,419.77

Net Share of Ecology

N66,513,182.52

Others*

N1,165,225,484.98

VAT Allocation

N2,973,125,447.04

TOTAL

N7,414,594,534.31



BORNO

Net Statutory Allocation

N3,596,547,962.85

Net Share of Ecology

N147,374,147.92

Others*

N1,271,646,887.49

VAT Allocation

N3,216,592,658.48

TOTAL

N8,232,161,656.75

FEDERATION ACCOUNT ALLOCATION COMMITTEE (FAAC)

JUNE 2023 DISBURSEMENT

Distribution of Revenue Allocation to State Governments by Federation Account Allocation Committee for the Month of May, 2023 Shared in June, 2023



CROSS RIVER

Net Statutory Allocation

N1,687,271,300.19

Net Share of Ecology

N59,639,560.36

Others*

N1,044,823,929.94

VAT Allocation

N2,598,956,680.72

TOTAL

N5,390,691,471.21



DELTA

Net Statutory Allocation

N26,943,111,868.85

Net Share of Ecology

N60,219,314.70

Others*

N7,943,351,981.53

VAT Allocation

N3,813,616,380.51

TOTAL

N38,760,299,545.59



EBONYI

Net Statutory Allocation

N2,381,742,110.44

Net Share of Ecology

N106,119,895.11

Others*

N929,286,477.19

VAT Allocation

N2,463,070,794.85

TOTAL

N5,880,219,277.60



EDO

Net Statutory Allocation

N4,199,145,444.11

Net Share of Ecology

N55,456,149.08

Others*

N1,649,405,187.16

VAT Allocation

N2,944,209,768.29

TOTAL

N8,848,216,548.64

FEDERATION ACCOUNT ALLOCATION COMMITTEE (FAAC) JUNE 2023 DISBURSEMENT

Distribution of Revenue Allocation to State Governments by Federation Account Allocation Committee for the Month of May, 2023 Shared in June, 2023



EKITI

Net Statutory Allocation

N1,722,438,876.58

Net Share of Ecology

N106,060,012.27

Others*

N935,738,544.56

VAT Allocation

N2,470,496,750.08

TOTAL

N5,234,734,183.50



ENUGU

Net Statutory Allocation

N2,800,396,257.83

Net Share of Ecology

N119,289,415.32

Others*

N1,070,991,593.15

VAT Allocation

N2,751,428,837.21

TOTAL

N6,742,106,103.50



GOMBE

Net Statutory Allocation

N1,663,085,841.51

Net Share of Ecology

N111,727,638.51

Others*

N971,373,104.54

VAT Allocation

N2,426,907,885.24

TOTAL

N5,173,094,469.80



IMO

Net Statutory Allocation

N2,418,194,659.02

Net Share of Ecology

N61,663,846.29

Others*

N1,322,629,962.40

VAT Allocation

N2,871,923,663.35

TOTAL

N6,674,412,131.05

FEDERATION ACCOUNT ALLOCATION COMMITTEE (FAAC)

JUNE 2023 DISBURSEMENT

Distribution of Revenue Allocation to State Governments by Federation Account Allocation Committee for the Month of May, 2023 Shared in June, 2023



JIGAWA

Net Statutory Allocation

N3,423,631,260.94

Net Share of Ecology

N132,650,373.76

Others*

N1,156,283,131.19

VAT Allocation

N3,235,640,029.16

TOTAL

N7,948,204,795.05



KADUNA

Net Statutory Allocation

N2,178,459,900.54

Net Share of Ecology

N155,415,341.48

Others*

N1,386,373,768.81

VAT Allocation

N3,589,185,307.20

TOTAL

N7,309,434,318.04



KANO

Net Statutory Allocation

N4,015,720,174.31

Net Share of Ecology

N188,147,573.23

Others*

N1,696,449,253.21

VAT Allocation

N4,790,383,619.04

TOTAL

N10,690,700,619.80



KATSINA

Net Statutory Allocation

N2,774,608,992.19

Net Share of Ecology

N145,809,014.59

Others*

N1,285,855,477.55

VAT Allocation

N3,404,688,246.49

TOTAL

N7,610,961,730.82

FEDERATION ACCOUNT ALLOCATION COMMITTEE (FAAC)

JUNE 2023 DISBURSEMENT

Distribution of Revenue Allocation to State Governments by Federation Account Allocation Committee for the Month of May, 2023 Shared in June, 2023



KEBBI

Net Statutory Allocation

N3,067,029,910.55

Net Share of Ecology

N62,625,335.49

Others*

N1,085,809,079.09

VAT Allocation

N2,685,144,820.63

TOTAL

N6,900,609,145.76



KOGI

Net Statutory Allocation

N2,421,997,214.46

Net Share of Ecology

N65,549,820.27

Others*

N1,137,916,557.50

VAT Allocation

N2,779,480,707.68

TOTAL

N6,404,944,299.90



KWARA

Net Statutory Allocation

N1,789,574,915.70

Net Share of Ecology

N52,793,577.88

Others*

N942,300,221.71

VAT Allocation

N2,482,292,470.74

TOTAL

N5,266,961,186.03



LAGOS

Net Statutory Allocation

N1,924,818,978.47

Net Share of Ecology

N158,902,831.28

Others*

N1,852,840,129.65

VAT Allocation

N11,034,211,747.90

TOTAL

N14,970,773,687.30

FEDERATION ACCOUNT ALLOCATION COMMITTEE (FAAC)

JUNE 2023 DISBURSEMENT

Distribution of Revenue Allocation to State Governments by Federation Account Allocation Committee for the Month of May, 2023 Shared in June, 2023



Net Statutory Allocation

N2,661,170,540.45

Net Share of Ecology

N109,388,520.24

Others*

N954,744,682.32

VAT Allocation

N2,311,898,539.47

TOTAL

N6,037,202,282.47



Net Statutory Allocation

N2,545,291,670.22

Net Share of Ecology

N70,252,341.91

Others*

N1,221,755,710.88

VAT Allocation

N2,909,364,324.69

TOTAL

N6,746,664,047.70



Net Statutory Allocation

N922,448,013.63

Net Share of Ecology

N110,200,948.97

Others*

N1,034,076,174.07

VAT Allocation

N2,953,189,304.10

TOTAL

N5,019,914,440.78



Net Statutory Allocation

N4,076,711,914.00

Net Share of Ecology

N55,209,634.70

Others*

N1,631,974,593.60

VAT Allocation

N2,827,057,464.14

TOTAL

N8,590,953,606.43

FEDERATION ACCOUNT ALLOCATION COMMITTEE (FAAC)

JUNE 2023 DISBURSEMENT

Distribution of Revenue Allocation to State Governments by Federation Account Allocation Committee for the Month of May, 2023 Shared in June, 2023



OSUN

Net Statutory Allocation

N1,230,241,442.94

Net Share of Ecology

N108,180,746.53

Others*

N981,895,272.51

VAT Allocation

N2,764,304,661.92

TOTAL

N5,084,622,123.90



OYO

Net Statutory Allocation

N2,253,690,545.67

Net Share of Ecology

N133,041,062.87

Others*

N1,240,480,311.50

VAT Allocation

N4,858,540,796.20

TOTAL

N8,485,752,716.24



PLATEAU

Net Statutory Allocation

N1,738,904,386.22

Net Share of Ecology

N61,932,806.88

Others*

N1,089,041,687.26

VAT Allocation

N2,787,294,852.19

TOTAL

N5,677,173,732.55



RIVERS

Net Statutory Allocation

N14,846,945,076.22

Net Share of Ecology

N63,961,934.75

Others*

N4,509,166,243.16

VAT Allocation

N7,823,974,868.44

TOTAL

N27,244,048,122.58

FEDERATION ACCOUNT ALLOCATION COMMITTEE (FAAC)

JUNE 2023 DISBURSEMENT

Distribution of Revenue Allocation to State Governments by Federation Account Allocation Committee for the Month of May, 2023 Shared in June, 2023



SOKOTO

Net Statutory Allocation

N2,544,362,605.40

Net Share of Ecology

N130,726,581.36

Others*

N1,136,715,554.48

VAT Allocation

N2,817,519,764.00

TOTAL

N6,629,324,505.24



TARABA

Net Statutory Allocation

N2,616,323,851.24

Net Share of Ecology

N114,260,493.99

Others*

N990,115,463.04

VAT Allocation

N2,438,615,253.15

TOTAL

N6,159,315,061.43



YOBE

Net Statutory Allocation

N2,643,426,779.90

Net Share of Ecology

N117,787,901.74

Others*

N1,016,420,660.08

VAT Allocation

N2,480,187,220.32

TOTAL

N6,257,822,562.03



ZAMFARA

Net Statutory Allocation

N2,048,038,298.58

Net Share of Ecology

N118,038,755.58

Others*

N1,031,002,474.16

VAT Allocation

N2,731,199,026.37

TOTAL

N5,928,278,554.68

APPENDIX

Summary of Gross Revenue Allocation by Federation Account Allocation Committee for the Month of May, 2023 Shared in June, 2023

Beneficiaries	Statutory	Exchange Rate Differential	Electronic Money Transfer Levy (EMTL)	Exchange Gain Allocation	VAT	Total
	₦	₦	₦	₦	₦	₦
FGN (see Table II)	261,685,777,642.06	67,113,107,175.37	2,155,570,075.31	306,682,683.75	37,741,133,939.51	369,002,271,515.99
State (see Table III)	132,730,523,511.69	34,040,664,839.14	7,185,233,584.35	155,553,555.62	125,803,779,798.37	299,915,755,289.16
LGCs (see Table IV)	102,329,670,072.63	26,243,925,736.76	5,029,663,509.05	119,925,271.17	88,062,645,858.86	221,785,830,448.47
13% Derivation Fund	22,797,945,514.92	19,036,437,595.02	-	57,231,600.94	-	41,891,614,710.88
Cost of Collection - NCS	9,840,783,100.61	-	-	-	927,402,991.34	10,768,186,091.95
Cost of Collections - FIRS	13,137,835,742.07	-	598,769,465.36	-	9,880,481,871.06	23,617,087,078.49
Cost of Collections - DPR	3,852,573,784.13	-	-	-	-	3,852,573,784.13
FIRS Refund on Cost of Collection	100,000,000.00	-	-	-	-	100,000,000.00
NUPRC Refund on Cost of Collection	2,952,771,383.33	-	-	-	-	2,952,771,383.33
13% Derivation Refund to Oil Producing States	28,741,136,070.00	-	-	-	-	28,741,136,070.00
13% Refunds on Subsidy, Priority Projects and Police Trust Fund January 2022	48,002,122,784.97	-	-	-	-	48,002,122,784.97
Transfer to NMDPRA	7,452,390,051.12	-	-	-	-	7,452,390,051.12
Transfer to Non-Oil Account	50,000,000,000.00	-	-	-	-	50,000,000,000.00
13% Refunds on Subsidy, Priority Projects	18,163,078,852.38	-	-	-	-	18,163,078,852.38
North East Development Commission	-	-	-	-	7,781,677,100.93	7,781,677,100.93
TOTAL	701,786,608,509.91	146,434,135,346.28	14,969,236,634.06	639,393,111.48	270,197,121,560.07	1,134,026,495,161.80

Distribution of Revenue Allocation to FGN by Federation Account Allocation Committee for the Month of May, 2023 Shared in June, 2023

Beneficiaries	Gross Statutory Allocation	Deduction	Net Statutory Allocation	Exchange Rate Differential	Electronic Money Transfer Levy (EMTL)	Exchange Gain Allocation	VAT	Total
	₦	₦	₦	₦	₦	₦	₦	₦
FGN (CRF Account)	240,921,796,044.79	87,744,966,651.98	153,176,829,392.81	61,787,883,409.36	2,011,865,403.62	282,348,332.61	35,225,058,343.54	252,483,984,881.95
Share of Derivation & Ecology	4,967,459,712.26	-	4,967,459,712.26	1,273,976,977.51	-	5,821,615.11	-	6,247,258,304.88
Stabilization	2,483,729,856.13	-	2,483,729,856.13	636,988,488.76	-	2,910,807.55	-	3,123,629,152.44
Development of Natural Resources	8,345,332,316.60	-	8,345,332,316.60	2,140,281,322.22	-	9,780,313.38	-	10,495,393,952.20
FCT-Abuja	4,967,459,712.26	97,124,889.00	4,870,334,823.26	1,273,976,977.51	143,704,671.69	5,821,615.11	2,516,075,595.97	8,809,913,683.54
Total	261,685,777,642.06	87,842,091,540.98	173,843,686,101.08	67,113,107,175.36	2,155,570,075.31	306,682,683.75	37,741,133,939.51	281,160,179,975.01

Beneficiaries	Net Statutory Allocation	Others	Net Share of Ecology	Net VAT Allocation	Total Net Amount
ABIA	2,713,391,670.45	1,109,673,191.36	55,535,631.75	2,530,498,962.77	6,409,099,456.34
ADAMAWA	2,471,456,640.15	1,038,116,713.58	118,160,723.85	2,791,781,324.39	6,419,515,401.96
AKWA IBOM	16,168,886,634.34	5,044,067,689.65	59,629,391.08	3,004,984,120.42	24,277,567,835.49
ANAMBRA	3,712,418,730.04	1,319,380,473.27	117,939,363.64	3,116,301,146.31	8,266,039,713.26
BAUCHI	2,197,118,935.77	1,234,010,255.84	141,885,005.89	3,064,739,913.44	6,637,754,110.94
BAYELSA	13,079,152,213.13	4,122,728,265.98	52,477,288.03	2,443,118,994.94	19,697,476,762.08
BENUE	3,209,730,419.77	1,165,225,484.98	66,513,182.52	2,973,125,447.04	7,414,594,534.31
BORNO	3,596,547,962.85	1,271,646,887.49	147,374,147.92	3,216,592,658.48	8,232,161,656.75
CROSS RIVER	1,687,271,300.19	1,044,823,929.94	59,639,560.36	2,598,956,680.72	5,390,691,471.21
DELTA	26,943,111,868.85	7,943,351,981.53	60,219,314.70	3,813,616,380.51	38,760,299,545.59
EBONYI	2,381,742,110.44	929,286,477.19	106,119,895.11	2,463,070,794.85	5,880,219,277.60
EDO	4,199,145,444.11	1,649,405,187.16	55,456,149.08	2,944,209,768.29	8,848,216,548.64
EKITI	1,722,438,876.58	935,738,544.56	106,060,012.27	2,470,496,750.08	5,234,734,183.50
ENUGU	2,800,396,257.83	1,070,991,593.15	119,289,415.32	2,751,428,837.21	6,742,106,103.50
GOMBE	1,663,085,841.51	971,373,104.54	111,727,638.51	2,426,907,885.24	5,173,094,469.80
IMO	2,418,194,659.02	1,322,629,962.40	61,663,846.29	2,871,923,663.35	6,674,412,131.05
JIGAWA	3,423,631,260.94	1,156,283,131.19	132,650,373.76	3,235,640,029.16	7,948,204,795.05
KADUNA	2,178,459,900.54	1,386,373,768.81	155,415,341.48	3,589,185,307.20	7,309,434,318.04
KANO	4,015,720,174.31	1,696,449,253.21	188,147,573.23	4,790,383,619.04	10,690,700,619.80
KATSINA	2,774,608,992.19	1,285,855,477.55	145,809,014.59	3,404,688,246.49	7,610,961,730.82
KEBBI	3,067,029,910.55	1,085,809,079.09	62,625,335.49	2,685,144,820.63	6,900,609,145.76
KOGI	2,421,997,214.46	1,137,916,557.50	65,549,820.27	2,779,480,707.68	6,404,944,299.90
KWARA	1,789,574,915.70	942,300,221.71	52,793,577.88	2,482,292,470.74	5,266,961,186.03
LAGOS	1,924,818,978.47	1,852,840,129.65	158,902,831.28	11,034,211,747.90	14,970,773,687.30
NASSARAWA	2,661,170,540.45	954,744,682.32	109,388,520.24	2,311,898,539.47	6,037,202,282.47
NIGER	2,545,291,670.22	1,221,755,710.88	70,252,341.91	2,909,364,324.69	6,746,664,047.70
OGUN	922,448,013.63	1,034,076,174.07	110,200,948.97	2,953,189,304.10	5,019,914,440.78
ONDO	4,076,711,914.00	1,631,974,593.60	55,209,634.70	2,827,057,464.14	8,590,953,606.43
OSUN	1,230,241,442.94	981,895,272.51	108,180,746.53	2,764,304,661.92	5,084,622,123.90
OYO	2,253,690,545.67	1,240,480,311.50	133,041,062.87	4,858,540,796.20	8,485,752,716.24
PLATEAU	1,738,904,386.22	1,089,041,687.26	61,932,806.88	2,787,294,852.19	5,677,173,732.55
RIVERS	14,846,945,076.22	4,509,166,243.16	63,961,934.75	7,823,974,868.44	27,244,048,122.58
SOKOTO	2,544,362,605.40	1,136,715,554.48	130,726,581.36	2,817,519,764.00	6,629,324,505.24
TARABA	2,616,323,851.24	990,115,463.04	114,260,493.99	2,438,615,253.15	6,159,315,061.43
YOBE	2,643,426,779.90	1,016,420,660.08	117,787,901.74	2,480,187,220.32	6,257,822,562.03
ZAMFARA	2,048,038,298.58	1,031,002,474.16	118,038,755.58	2,731,199,026.37	5,928,278,554.68

CONTACT



National Bureau of Statistics

Head Office

No 1, Wole Olanipekun Street,
Formerly, Plot 762 Independence Avenue
Off Constitution Avenue,
CBD, Abuja, F. C. T.

Mr. Ichedi S.J

Information Desk

Director, Communication & Public Relations
Department (C&PRD)
Phone: +2348037051701
sjichedi@nigerianstat.gov.ng

Moses Mathew

Statistical Information Officer

Phone: +2347069071157
matmoses@nigerianstat.gov.ng



@nbs_nigeria



NBSNigeria



nbs_nigeria

