



NATIONAL BUREAU OF STATISTICS

Road Transport Data

(Q4 2022)

Report Date: October 2023

Data Source: National Bureau of Statistics (NBS)/Federal Road Safety Corps (FRSC)

CONTENT

Methodology 3

Key Highlights4

Infographics 5

Appendix 9

Contact 12

METHODOLOGY

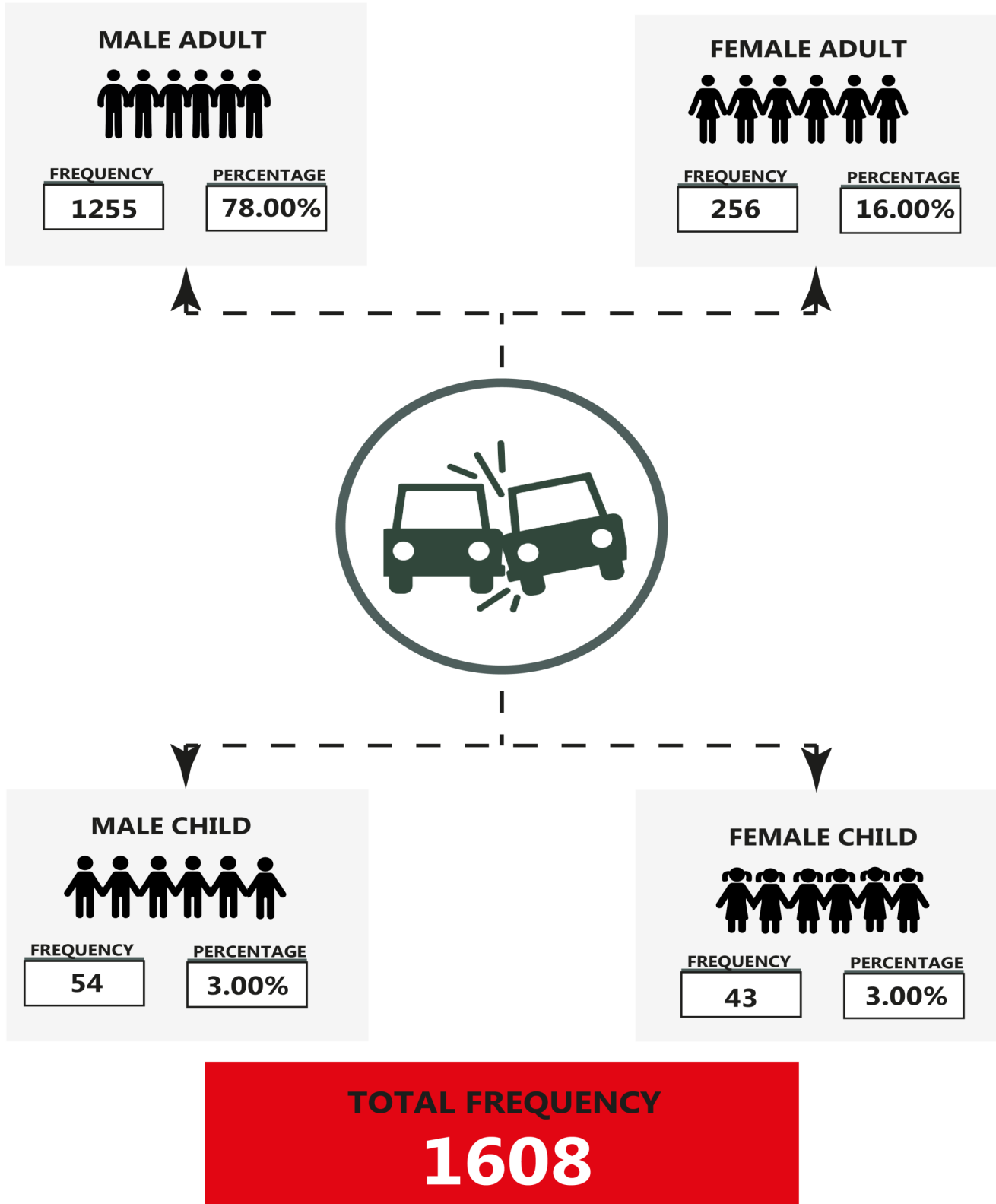
Data is provided by the Federal Road Safety Corps (FRSC), verified and validated by the National Bureau of Statistics (NBS)

KEY HIGHLIGHTS

- The total number of road traffic crashes in Q4 2022 was 3,617, indicating an increase of 6.01% from the previous quarter which recorded 3,412 and a 6.16% rise from 3,407 in Q4 2021.
- Of all crashes, serious cases stood top in Q4 2022 with 2,411 compared to fatal and minor cases with 895 and 311 respectively. In addition, fatal and serious cases were higher in the quarter under review relative to the preceding quarter by 24.31% and 3.17% respectively, while minor cases declined by 12.39%.
- As a result, a total of 1,309 males were killed in Q4 2022, accounting for 81.41% out of 1,608 persons killed, relative to 299 (18.59%) females killed.
- Also, a total of 7,789 males were injured during the period, indicating 76.12% out of 10,232 injured persons compared to 2,443 (23.88%) females injured.
- A total of 5,407 vehicles were involved in road traffic crashes in Q4 2022, lower compared to the previous quarter which recorded 5,421, indicating a decrease of 0.26%.
- The North-Central recorded the highest number of crashes in Q4 2022 with 1,247, followed by the South-West with 862, while the South-South had the least with 207.
- Similarly, the North-Central recorded the highest number of casualties with 3,536, followed by the North-West with 2,855, while the South-South had the least with 638.

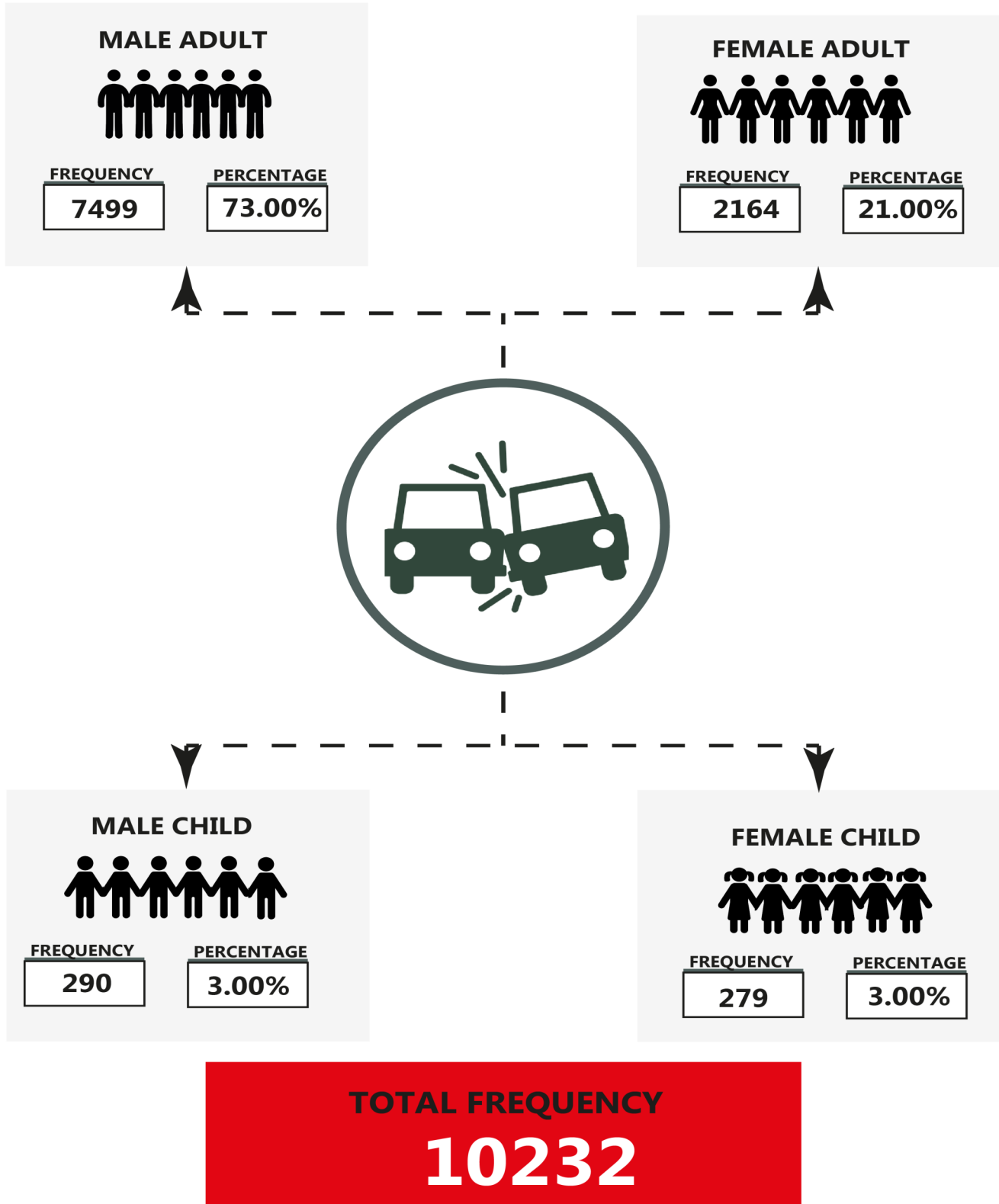
ROAD TRANSPORT DATA - Q4 2022

Sex Distribution of Persons Killed In Road Traffic Crashes



ROAD TRANSPORT DATA - Q4 2022

Sex Distribution of Persons Injured In Road Traffic Crashes




ROAD TRANSPORT DATA - Q4 2022

Category Of Vehicles Involved
In Road Traffic Crashes



ROAD TRANSPORT DATA - Q4 2022

Number Of Vehicles Involved
In Road Traffic Crashes



APPENDIX

Q4 2022

STATE	FATAL	SERIOUS	MINOR	TOTAL CASES	NUMBER INJURED	NUMBER KILLED	TOTAL CASUALTY	PEOPLE INVOLVED
Abia	7	13	13	33	89	7	96	209
Adamawa	7	27	0	34	117	17	134	213
Akwa Ibom	7	14	2	23	75	15	90	164
Anambra	10	20	10	40	121	14	135	344
Bauchi	42	79	1	122	523	93	616	888
Bayelsa	1	5	2	8	17	1	18	27
Benue	20	49	4	73	225	24	249	395
Borno	10	28	1	39	207	66	273	375
Cross River	12	21	6	39	81	21	102	257
Delta	17	25	6	48	174	30	204	306
Ebonyi	9	39	7	55	118	19	137	368
Edo	15	34	14	63	142	23	165	487
Ekiti	8	10	1	19	40	9	49	101
Enugu	12	41	3	56	157	19	176	481
FCT	79	345	58	482	791	127	918	2103
Gombe	27	84	4	115	363	47	410	656
Imo	9	21	1	31	97	21	118	235
Jigawa	44	134	1	179	624	44	668	1043
Kaduna	69	132	4	205	810	142	952	1728
Kano	51	69	0	120	411	94	505	781
Katsina	14	22	0	36	169	32	201	278
Kebbi	16	28	0	44	186	43	229	391
Kogi	40	88	10	138	413	81	494	1287
Kwara	24	64	3	91	252	54	306	632
Lagos	37	80	50	167	268	42	310	808
Nasarawa	34	189	11	234	580	57	637	1216
Niger	44	97	4	145	553	96	649	1075
Ogun	56	192	53	301	663	77	740	1737
Ondo	23	78	8	109	247	33	280	593
Osun	19	73	9	101	319	39	358	795
Oyo	53	108	4	165	423	84	507	984
Plateau	18	56	10	84	254	29	283	522
Rivers	7	10	9	26	43	16	59	156
Sokoto	18	19	0	37	148	26	174	259
Taraba	4	64	0	68	192	8	200	361
Yobe	21	34	2	57	237	35	272	423
Zamfara	11	19	0	30	103	23	126	174
TOTAL	895	2411	311	3617	10232	1608	11840	22852

SEX	Persons Killed	
	Frequency	Percentage
MALE ADULT	1255	78
FEMALE ADULT	256	16
MALE CHILD	54	3
FEMALE CHILD	43	3
Total	1608	100

SEX	Persons Injured	
	Frequency	Percentage
MALE ADULT	7499	73
FEMALE ADULT	2164	21
MALE CHILD	290	3
FEMALE CHILD	279	3
Total	10232	100

VEHICLE CATEGO- RY	Q4 2022	
	TOTAL	%
PRIVATE	1,719	31.79
COMMERCIAL	3,597	66.52
GOVERNMENT	91	1.68
DIPLOMAT	-	0.00
TOTAL	5,407	100.00

VEHICLE CATEGO- RY	Q4 2022	
	TOTAL	%
BICYCLE	17	0.31
MOTORCYCLE	1205	22.29
TRICYCLE	176	3.26
CAR	1693	31.31
SUV(JEEP)	174	3.22
VAN	17	0.31
MINIBUS	944	17.46
LUXURY BUS	12	0.22
PICK-UP	137	2.53
TRUCK	619	11.45
TANKER	102	1.89
TRAILER	241	4.46
OTHERS	70	1.29
TOTAL	5407	100.00

***LEGEND OF CAUSATIVE FACTORS**

CAUSATIVE FACTORS	CODE
Speed Violation (SPV)	SPV
Use of Phone While Driving (UPWD)	UPWD
Tyre Burst (TBT)	TBT
Mechanically Deficient Vehicle (MDV)	MDV
Brake Failure (BFL)	BFL
Overloading (OVL)	OVL
Dangerous Overtaking (DOT)	DOT
Wrongful Overtaking (WOT)	WOT
Dangerous Driving (DGD)	DGD
Bad Road (BRD)	BRD
Route Violation (RTV)	RTV
Road Obstruction Violation (OBS)	OBS
Sleeping on Steering (SOS)	SOS
Driving Under Alcohol/Drug Influence (DAD)	DAD
Poor Weather (PWR)	PWR
Fatigue (FTQ)	FTQ
Sign Light Violation (SLV)	SLV
Others	OTH

Q4 2022 CAUSATIVE FACTORS OF ROAD TRAFFIC CRASHES																			
STATE	SPV	UPD	TBT	MDV	BFL	OVL	DOT	WOT	DGD	BRD	RTV	OBS	SOS	DAD	PWR	FTQ	SLV	OTH-ERS	TOTAL
Abia	12	0	6	1	7	0	0	0	1	0	0	0	0	0	0	0	0	8	35
Adama-wa	22	1	2	0	0	0	0	0	2	0	0	1	0	0	0	0	0	6	34
Akwa Ibom	16	0	2	0	1	0	0	0	3	0	0	0	0	0	0	0	0	1	23
Anambra	21	1	2	5	12	0	0	0	0	0	0	0	0	0	0	0	2	5	48
Bauchi	72	0	4	2	2	1	2	9	11	5	2	2	0	0	0	1	6	42	161
Bayelsa	4	0	1	0	0	0	0	0	0	0	0	0	0	0	0	0	0	4	9
Benue	52	0	7	1	3	0	0	0	0	0	4	1	0	1	0	0	0	8	77
Borno	5	0	3	3	0	0	0	0	3	0	0	0	0	0	0	0	25	8	47
Cross River	27	0	0	1	6	0	0	2	1	0	1	0	0	0	0	0	0	13	51
Delta	27	0	4	0	5	2	0	0	0	2	6	0	1	0	0	0	2	7	56
Ebonyi	16	0	11	2	1	0	0	1	0	0	1	0	0	0	0	0	4	25	61
Edo	10	0	5	5	18	2	0	1	0	2	2	0	0	1	0	0	25	27	98
Ekiti	11	0	1	2	0	1	0	0	1	0	0	0	0	0	0	0	0	14	30
Enugu	33	0	2	2	17	1	0	0	1	0	3	0	0	1	0	0	2	11	73
FCT	120	5	18	9	17	5	5	5	41	0	36	3	3	0	0	158	195	244	864
Gombe	33	0	3	7	1	3	0	0	18	0	2	0	0	0	0	0	19	50	136
Imo	6	0	1	0	3	0	0	0	7	0	0	0	0	0	0	0	3	6	26
Jigawa	128	1	7	1	0	13	2	5	5	0	6	11	0	0	0	1	3	128	311
Kaduna	133	0	13	4	3	0	1	4	10	0	15	1	0	0	0	10	0	9	203
Kano	66	0	6	0	0	4	0	6	11	0	6	0	0	0	0	0	5	43	147
Katsina	21	0	3	0	0	1	0	2	3	0	2	0	0	0	0	0	4	8	44
Kebbi	13	0	0	0	0	1	0	0	1	0	0	0	0	0	0	0	0	30	45
Kogi	82	1	6	5	16	2	0	0	8	0	13	7	0	0	0	0	6	35	181
Kwara	49	1	12	7	6	0	1	0	5	1	4	1	0	0	0	0	3	52	142
Lagos	92	0	6	11	25	0	0	0	6	0	3	0	0	0	0	0	0	12	155
Nasarawa	105	1	10	29	10	1	0	0	27	0	11	5	0	0	0	0	42	47	288
Niger	90	0	4	2	10	1	0	1	6	1	5	0	0	2	0	7	1	65	195
Ogun	183	0	19	10	9	0	0	0	15	0	33	0	0	1	0	0	6	202	478
Ondo	81	0	4	2	3	1	0	0	16	6	1	2	0	0	0	1	0	16	133
Osun	64	0	14	5	6	2	0	0	3	4	16	1	0	0	2	0	0	9	126
Oyo	115	1	8	7	4	1	0	0	25	2	17	2	1	0	0	2	0	24	209
Plateau	27	0	2	20	2	0	0	2	4	0	0	2	0	0	0	0	0	25	84
Rivers	6	0	2	1	4	0	0	1	4	1	3	0	0	0	0	0	0	7	29
Sokoto	19	0	0	0	2	1	0	1	6	0	3	0	0	2	0	0	0	16	50
Taraba	4	0	2	1	1	1	0	0	25	0	4	0	0	0	0	0	34	11	83
Yobe	25	3	6	6	1	2	0	0	1	2	1	0	1	0	0	0	2	18	68
Zamfara	13	1	2	0	0	1	1	2	0	0	3	0	0	0	0	0	1	11	35
TOTAL	1803	16	198	151	195	47	12	42	270	26	203	39	6	8	2	180	390	1247	4835

CONTACT



National Bureau of Statistics
Head Office

Plot 762 Independence Avenue,
Central Business District, Garki
Abuja.

Sunday J. Ichedi
Information Desk

Head, Communication & Public
Relations Department (C&PRD)
Phone: +2348037051701
sjichedi@nigerianstat.gov.ng

Moses Mathew
Statistical Information Officer

Phone: +2347069071157
matmoses@nigerianstat.gov.ng



@NBSNigeria



NBSNigeria



Nbsnigeria

