



NATIONAL BUREAU OF STATISTICS

Postal Services Data

(2022)

Report Date: September 2023

Data Source: National Bureau of Statistics (NBS)

Contents

Methodology	1
Key Findings	2
Number of Post Offices and Postal Agencies	3
Number of Postal Articles Handled	4
Revenue Generated for the Period January - December 2022	5
Summary of Information by State	7
Appendix	20
Contacts	23

Methodology

Data is provided by the Nigerian Postal Service (NIPOST), verified and validated by the National Bureau of Statistics (NBS)

Key Findings

- The total revenue generated from postal activities in 2022 fell by 17.05% from N3.63 billion in 2021 to N3.01 billion in 2022.
- The total number of Post Offices and Postal Agencies decreased by 19.43% from 2,794 in 2021 to 2,251 in 2022.
- The total number of boxes installed in 2022 was 836,731, showing a decrease of 0.08% from 837,428 in 2021.
- The total number of PMBs available in 2022 stood at 20,775, showing a fall of 8.44% from 22,689 in 2021.
- The total number of postal articles handled in 2022 increased by 102.05% from 17.7 million in 2021 to 35.7 million in 2022.
- Lagos state had the highest number of boxes installed in 2022 with 143,416, while Jigawa recorded the least with 1,800.

POSTAL SERVICES DATA - 2022

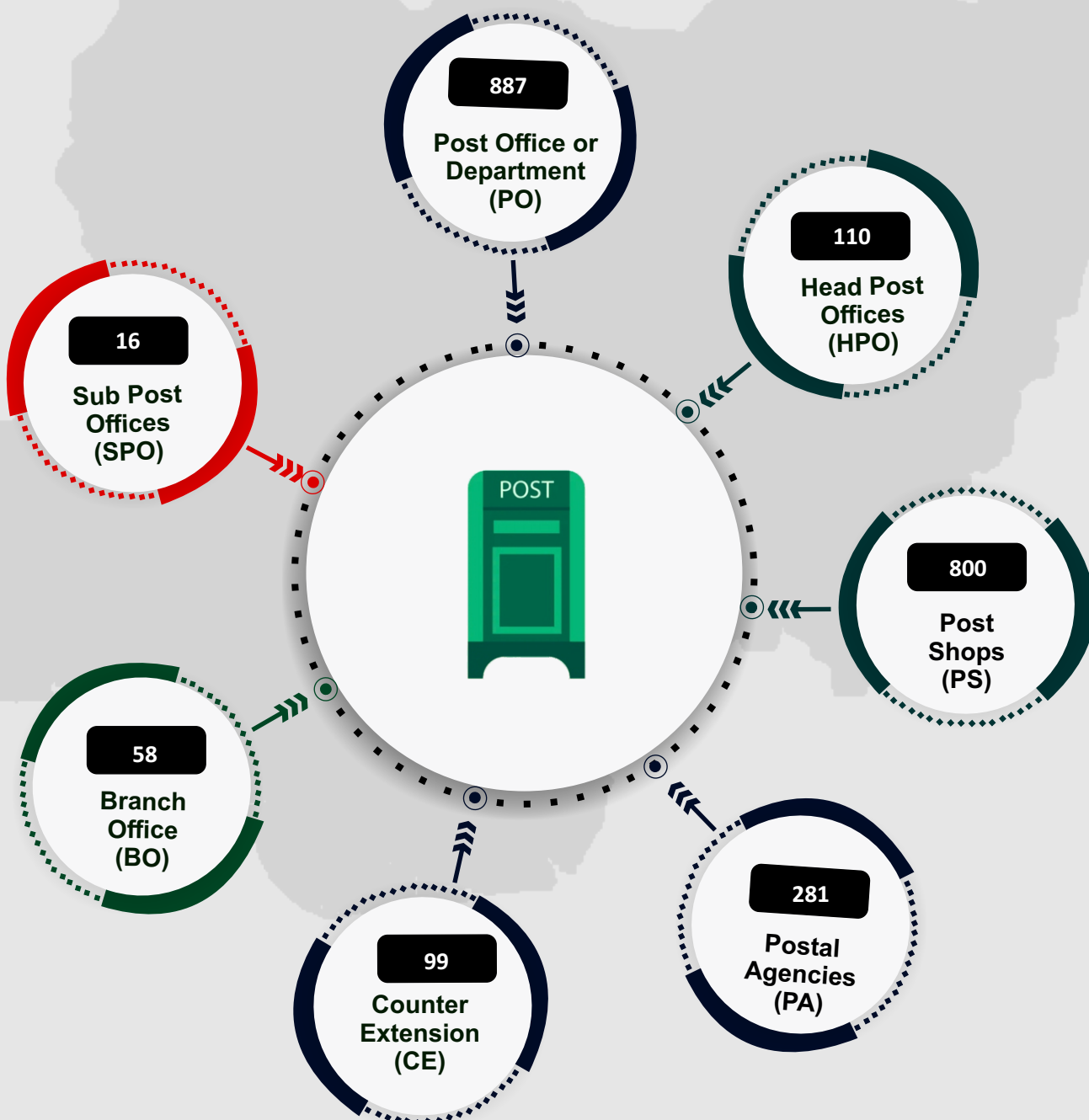
Number of Post Offices & Postal Agencies



TOTAL

Post Offices & Postal Agencies

2251



POSTAL SERVICES DATA - 2022


Number of Postal Articles Handled in 2022



 2022

35,676,118


**TOTAL MAIL HANDLED
DOMESTIC/INTERNATIONAL**



Domestic Mail Handled

 2022


15,669,072




Dispatched Abroad

 2022

543,893



**Mail received from Abroad
and Delivered in Nigeria**

 2022

19,463,153

POSTAL SERVICES DATA - 2022

Revenue Generated for the Period
January - December 2022



PRIVATE MAIL BAG
RENEWAL FEE

20,135,350.85

PARCEL CLEARANCE/
DELIVERY FEE

124,250,228.07

BILLBOARD/
ADVERTISEMENT FEE

5,148,600.00

COURIER COMPANIES
LICENCE FEE

209,727,215.08

SPECIAL DELIVERY/
SMALL PACKAGES

32,738,414.25

NON-REFUNDABLE
TENDER FEE

2,718,322.00

P.O. BOX
RENEWAL FEE

168,155,997.25

SALES OF STAMPS/
TAXED ITEMS

172,041,410.00

PHILATELY SALES

5,019,307.00

SALES OF
P.O.ID CARDS

752,154.38

SALES OF POSTAL
LITERATURE

2,377,383.69

INTERNATIONAL
REPLY COUPON

837,257.00

NON-REFUNDABLE
BAG DEPOSIT

1,558,588.00

COMMISSION ON
POSTAL/MONEY
ORDER

31,980.38

BANK INTEREST
RECEIVED

269,650.00

STAMP SOLD TO
POSTSHOP / POSTAL
AGENCIES

74,082,100.00

STAMP DUTY
(DENOTATION)

AGENCY SERVICES

38,650,131.26

TRANSPORT SERVICES

885,348.00

BUSINESS
VENTURE SERVICE

323,525,655.34

INTERNATIONAL
MAIL INCOME

235,232,263.06

NIPOST
PREMISES/SPACE

391,347,886.77

WRAPPING &
TIEING

1,990,010.00

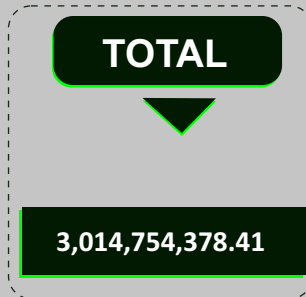
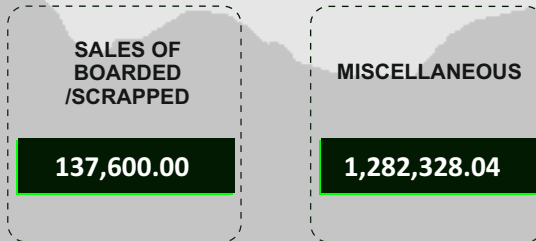
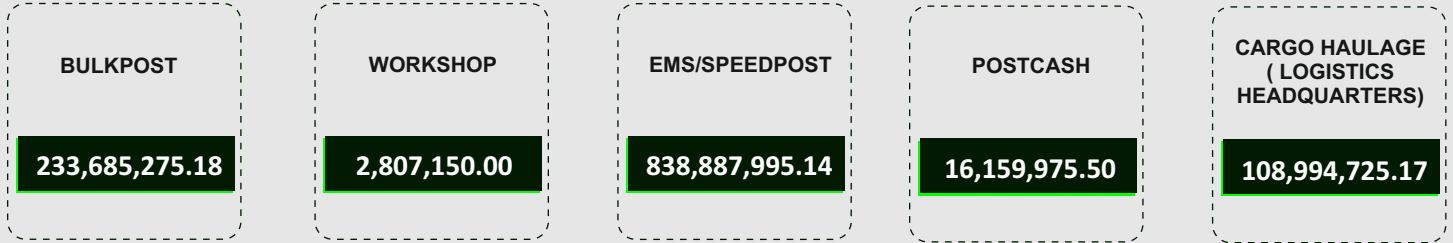
SHARE OF CUSTOM
DUTY (CON MAIL)

1,324,077.00

CARGO HAULAGE
(TERRITORIES-NMR)

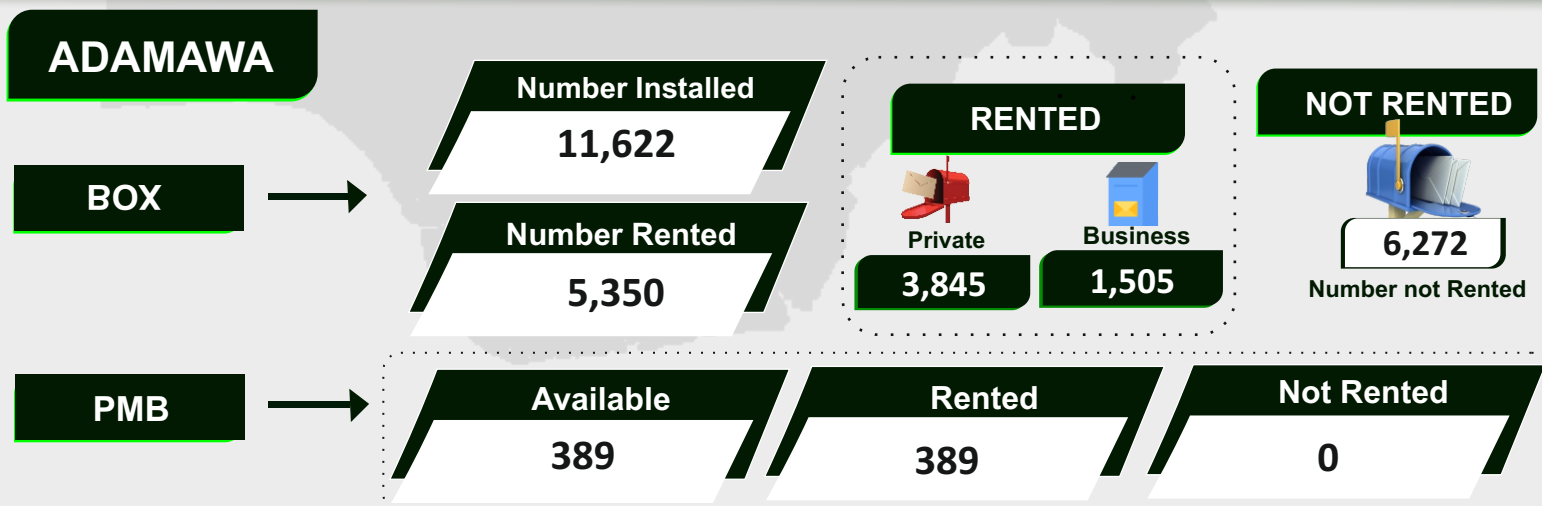
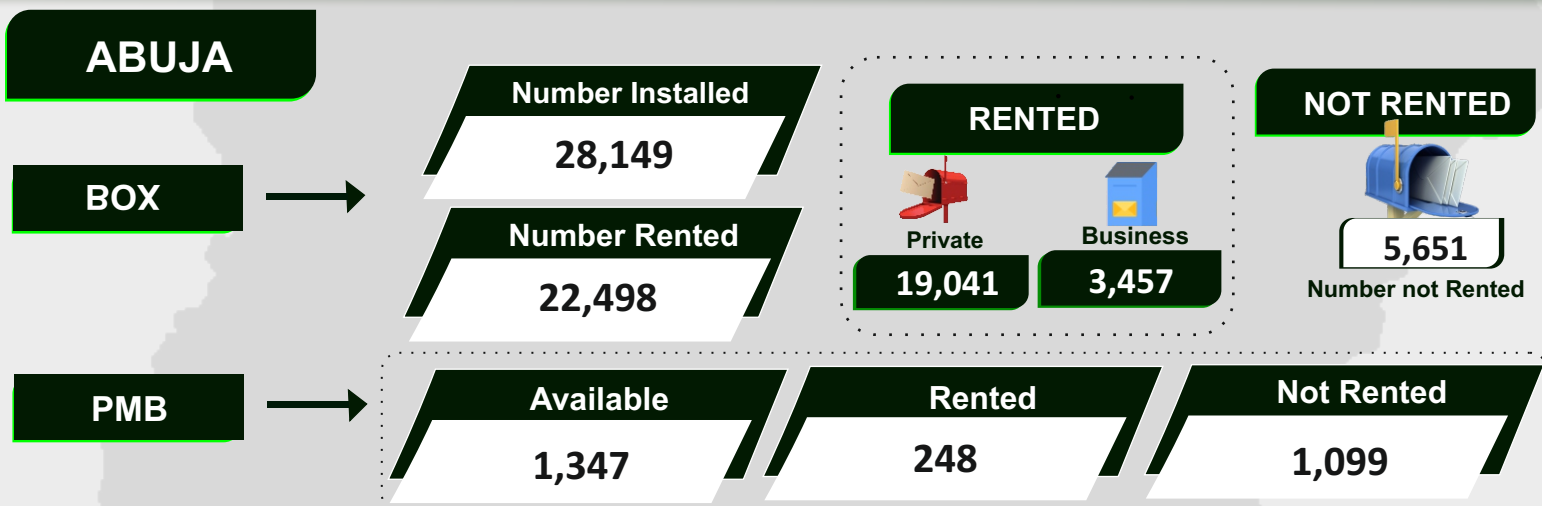
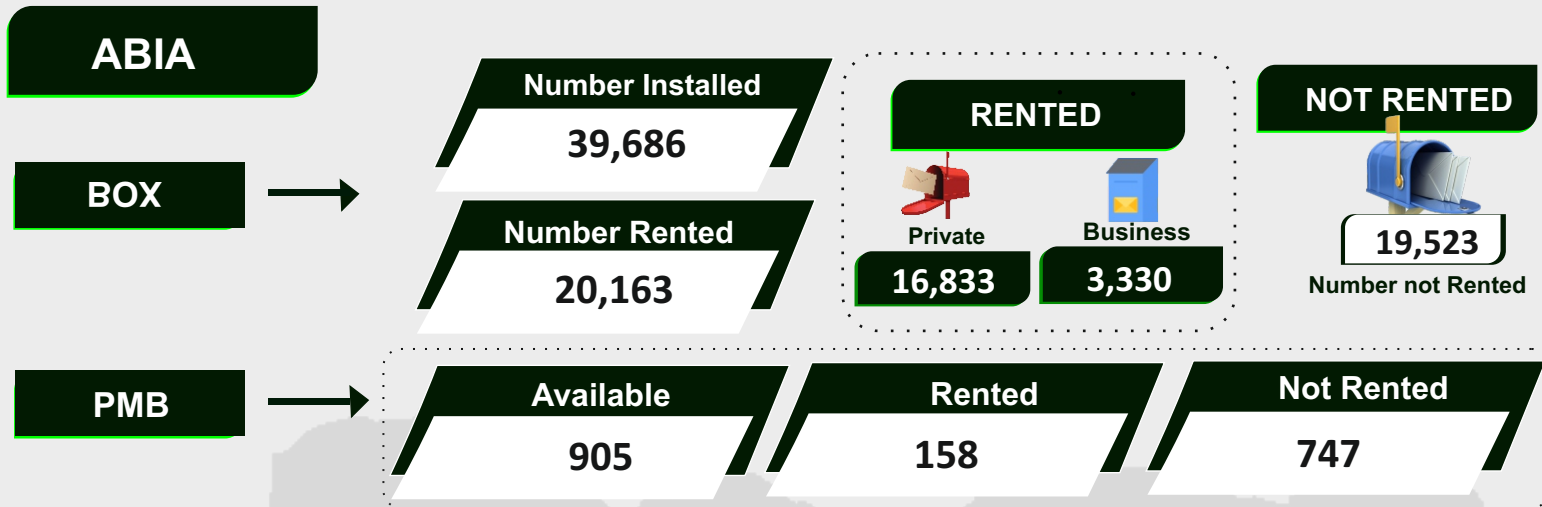
POSTAL SERVICES DATA - 2022

Revenue Generated for the Period
January - December 2022



POSTAL SERVICES DATA - 2022

Summary of Information by State.



POSTAL SERVICES DATA - 2022



AKWA IBOM

BOX

Number Installed

17,036

Number Rented

10,484

RENTED



Private

8,661



Business

1,823

NOT RENTED



6,552

Number not Rented

PMB

Available

733

Rented

733

Not Rented

0

ANAMBRA

BOX

Number Installed

60,763

Number Rented

42,851

RENTED



Private

38,103



Business

4,748

NOT RENTED



17,912

Number not Rented

PMB

Available

834

Rented

17

Not Rented

817

BAUCHI

BOX

Number Installed

12,700

Number Rented

5,549

RENTED



Private

4,476



Business

1,073

NOT RENTED



7,151

Number not Rented

PMB

Available

449

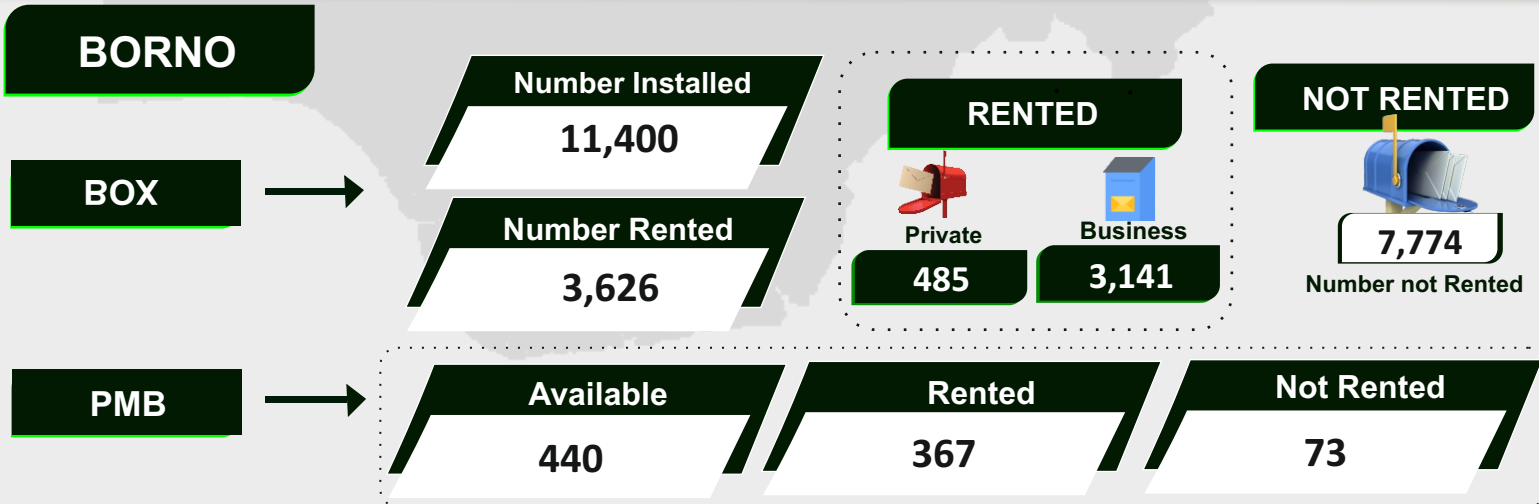
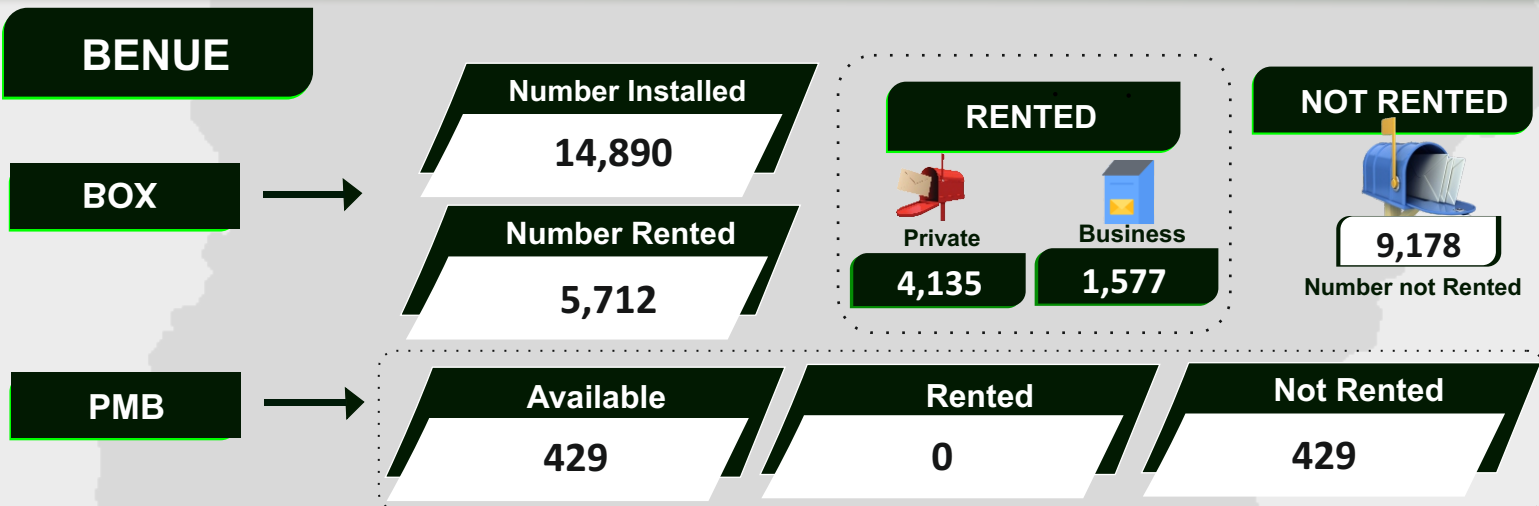
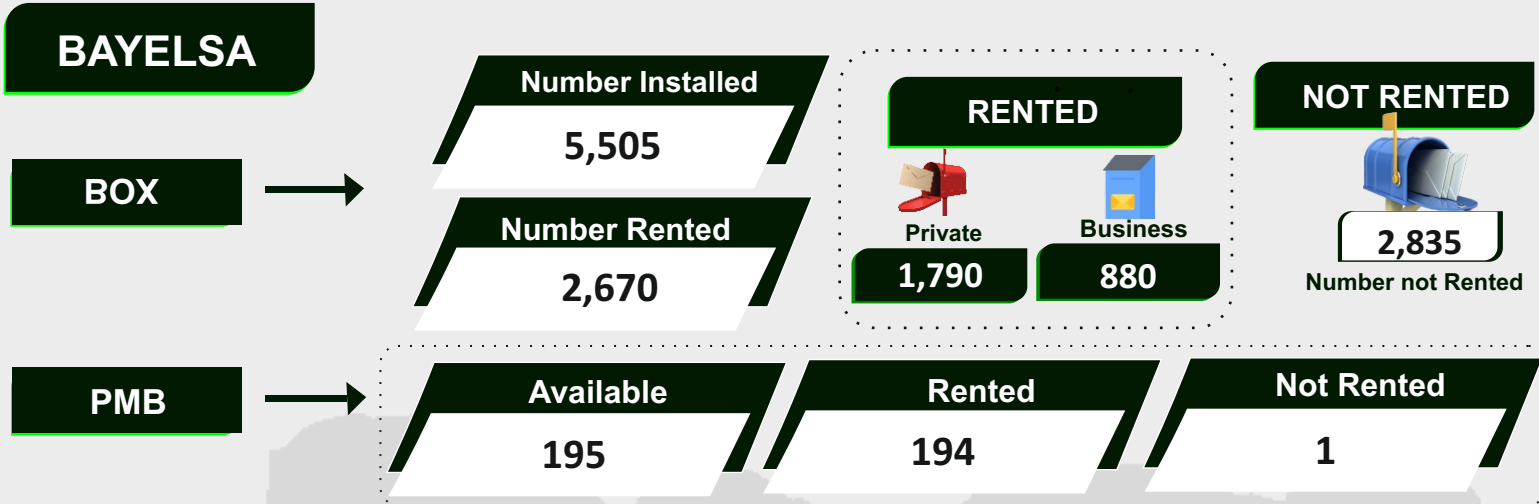
Rented

449

Not Rented

0

POSTAL SERVICES DATA - 2022

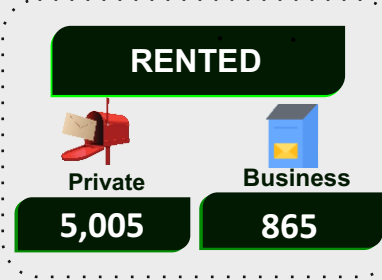
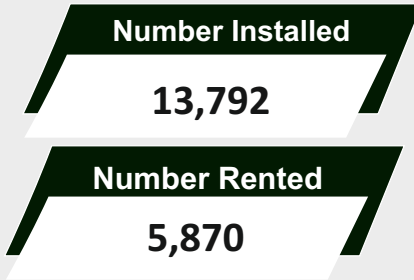


POSTAL SERVICES DATA - 2022

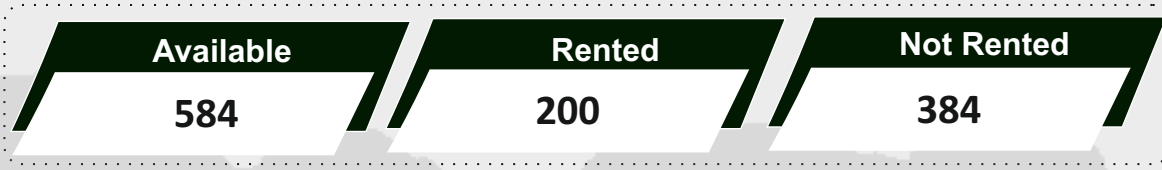


CROSS RIVER

BOX →

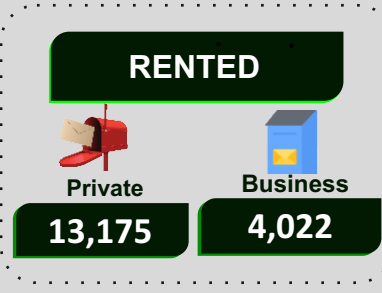
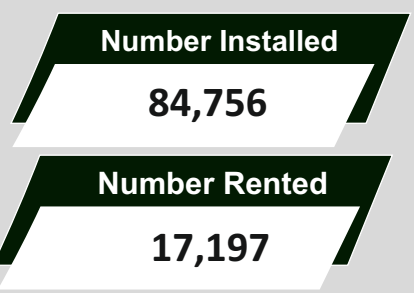


PMB →

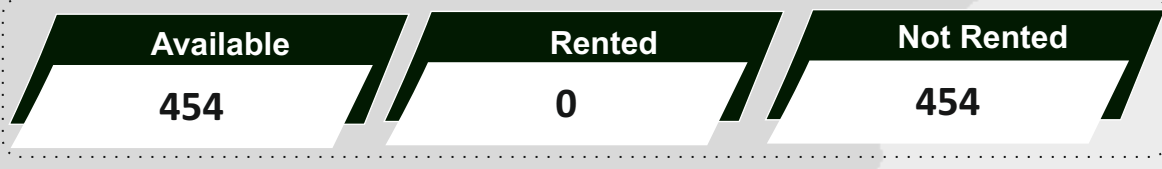


DELTA

BOX →

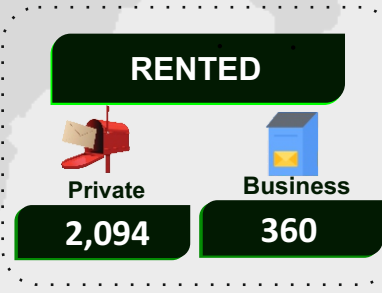
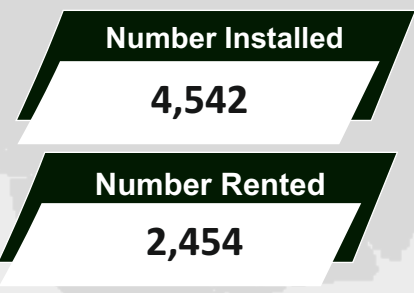


PMB →



EBONYI

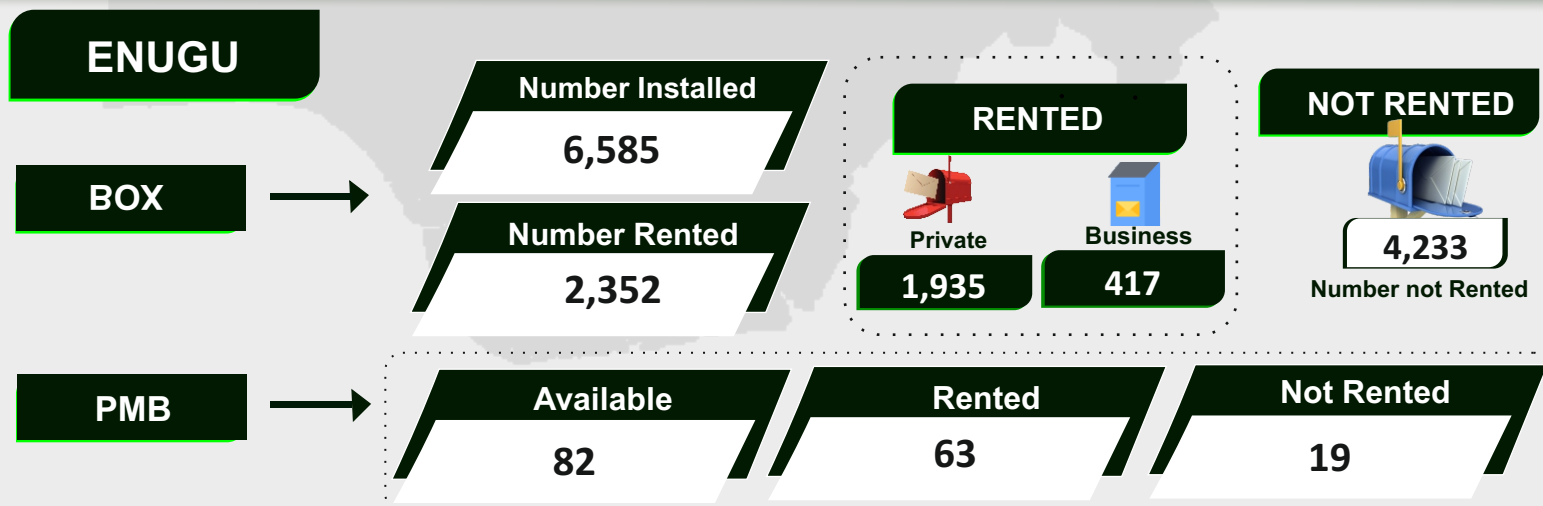
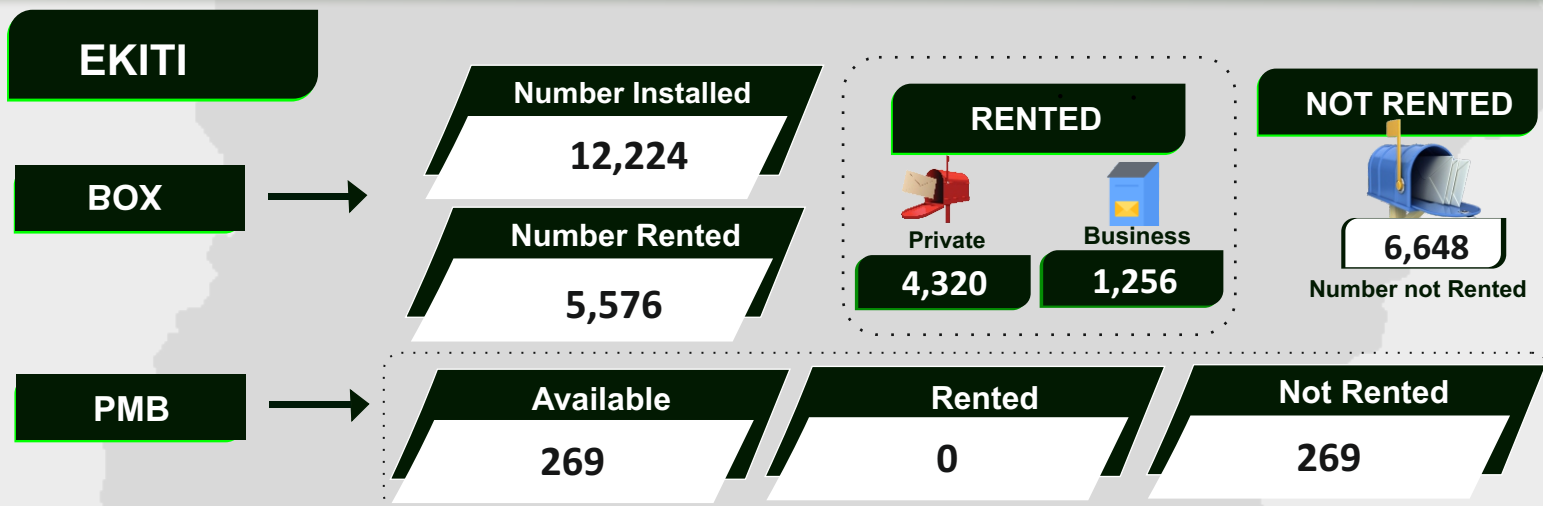
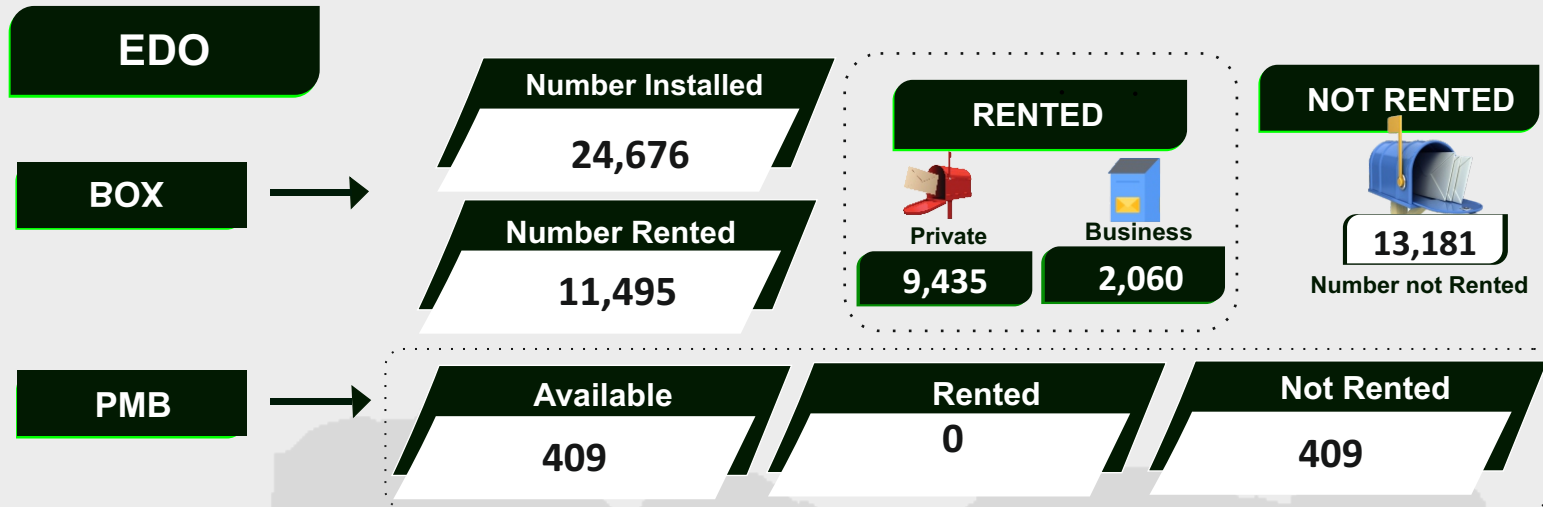
BOX →



PMB →



POSTAL SERVICES DATA - 2022



POSTAL SERVICES DATA - 2022



GOMBE

BOX

Number Installed

4,500

Number Rented

1,238

RENTED



Private

821



Business

417

NOT RENTED



3,262

Number not Rented

PMB

Available

205

Rented

15

Not Rented

190

IMO

BOX

Number Installed

37,510

Number Rented

17,102

RENTED



Private

10,000



Business

7,102

NOT RENTED



20,408

Number not Rented

PMB

Available

418

Rented

23

Not Rented

395

JIGAWA

BOX

Number Installed

1,800

Number Rented

183

RENTED



Private

97



Business

86

NOT RENTED



1,617

Number not Rented

PMB

Available

193

Rented

160

Not Rented

33

POSTAL SERVICES DATA - 2022



KADUNA

BOX

Number Installed

27,297

Number Rented

15,729

RENTED



Private

11,188



Business

4,541

NOT RENTED



11,568

Number not Rented

PMB

Available

828

Rented

828

Not Rented

0

KANO

BOX

Number Installed

22,250

Number Rented

13,606

RENTED



Private

12,397



Business

1,209

NOT RENTED



8,644

Number not Rented

PMB

Available

572

Rented

572

Not Rented

0

KATSINA

BOX

Number Installed

4,232

Number Rented

2,308

RENTED



Private

1,691



Business

617

NOT RENTED



1,924

Number not Rented

PMB

Available

414

Rented

48

Not Rented

366

POSTAL SERVICES DATA - 2022



KEBBI

BOX

Number Installed

7,348

Number Rented

1,913

RENTED



Private

1,296



Business

617

NOT RENTED



5,435

Number not Rented

PMB

Available

291

Rented

45

Not Rented

246

KOGI

BOX

Number Installed

14,532

Number Rented

7,284

RENTED



Private

2,278



Business

5,006

NOT RENTED



7,248

Number not Rented

PMB

Available

547

Rented

547

Not Rented

0

KWARA

BOX

Number Installed

18,528

Number Rented

7,337

RENTED



Private

5,669



Business

1,668

NOT RENTED



11,191

Number not Rented

PMB

Available

396

Rented

271

Not Rented

125

POSTAL SERVICES DATA - 2022



LAGOS ISLAND

BOX



Number Installed

41,708

Number Rented

36,116

RENTED



Private

25,565



Business

10,551


NOT RENTED



5,592

Number not Rented

PMB



Available

1,237

Rented

66

Not Rented

1,171

LAGOS MLAND

BOX



Number Installed

101,708

Number Rented

84,681

RENTED



Private

68,615



Business

16,066

NOT RENTED



17,027

Number not Rented

PMB



Available

1,355

Rented

140

Not Rented

1,215

NASARAWA

BOX



Number Installed

4,753

Number Rented

2,259

RENTED



Private

1,597



Business

662

NOT RENTED



2,494

Number not Rented

PMB



Available

234

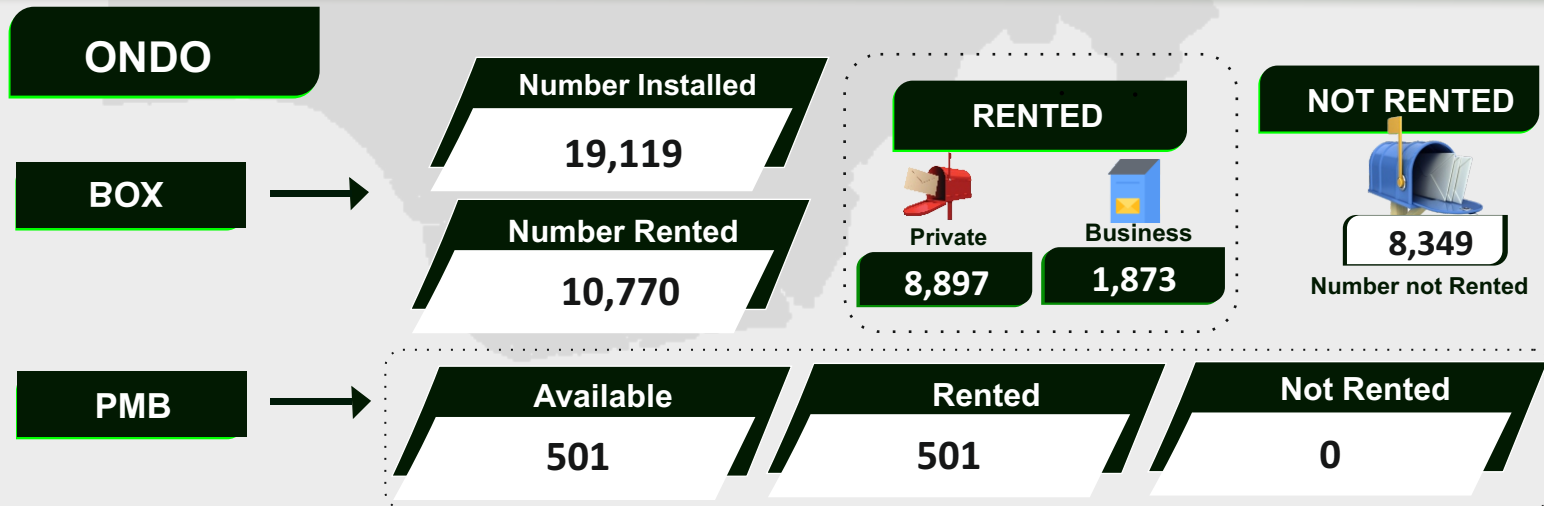
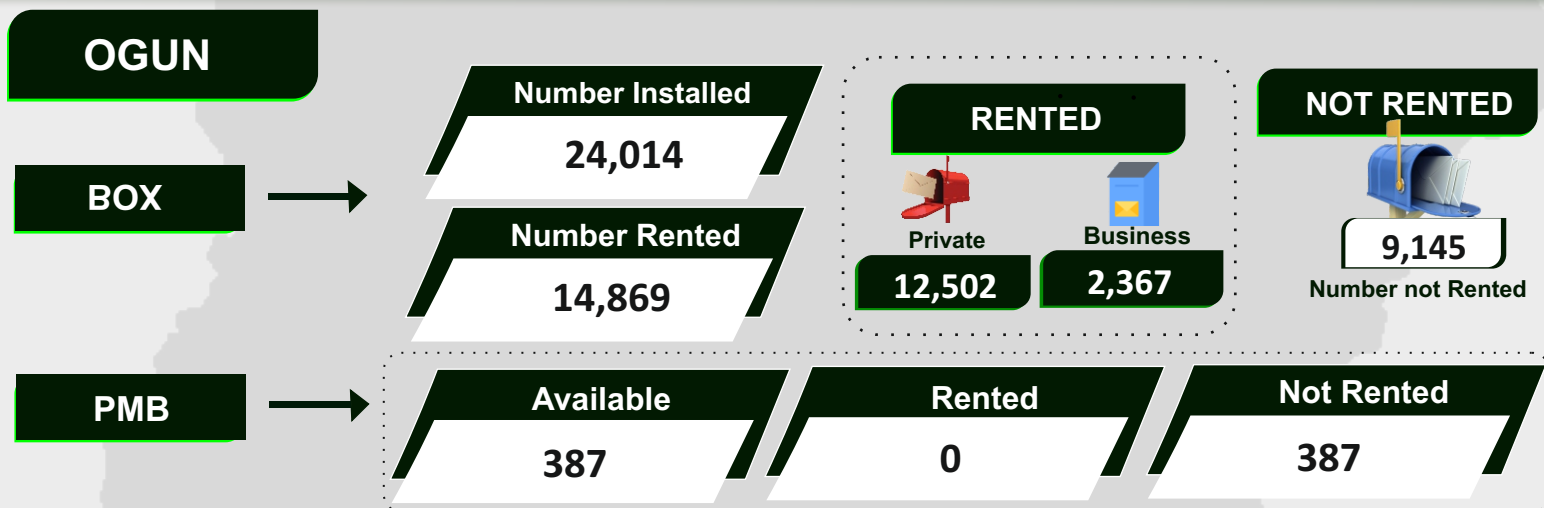
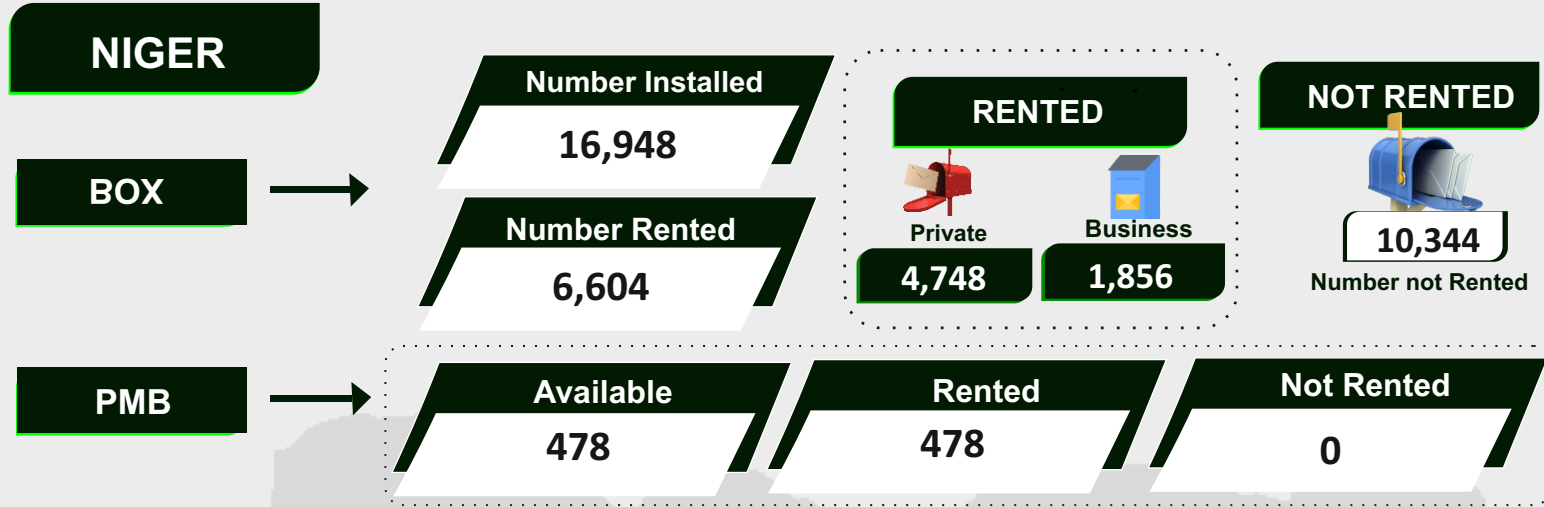
Rented

35

Not Rented

199

POSTAL SERVICES DATA - 2022



POSTAL SERVICES DATA - 2022



OSUN

BOX

Number Installed

26,714

Number Rented

14,532

RENTED



Private

11,048



Business

3,484

NOT RENTED



12,182

Number not Rented

PMB

Available

487

Rented

487

Not Rented

0

OYO

BOX

Number Installed

49,898

Number Rented

34,462

RENTED



Private

28,556



Business

5,906

NOT RENTED



15,436

Number not Rented

PMB

Available

995

Rented

367

Not Rented

628

PLATEAU

BOX

Number Installed

16,737

Number Rented

9,641

RENTED



Private

6,630



Business

3,011

NOT RENTED



7,096

Number not Rented

PMB

Available

436

Rented

432

Not Rented

4

POSTAL SERVICES DATA - 2022



RIVERS

BOX

Number Installed

28,323

Number Rented

19,932

RENTED



Private

15,312



Business

4,620

NOT RENTED



8,391

Number not Rented

PMB

Available

2,282

Rented

246

Not Rented

2,036

SOKOTO

BOX

Number Installed

9,200

Number Rented

8,365

RENTED



Private

6,880



Business

1,485

NOT RENTED



835

Number not Rented

PMB

Available

347

Rented

125

Not Rented

222

TARABA

BOX

Number Installed

3,800

Number Rented

2,709

RENTED



Private

2,103



Business

606

NOT RENTED



1,091

Number not Rented

PMB

Available

40

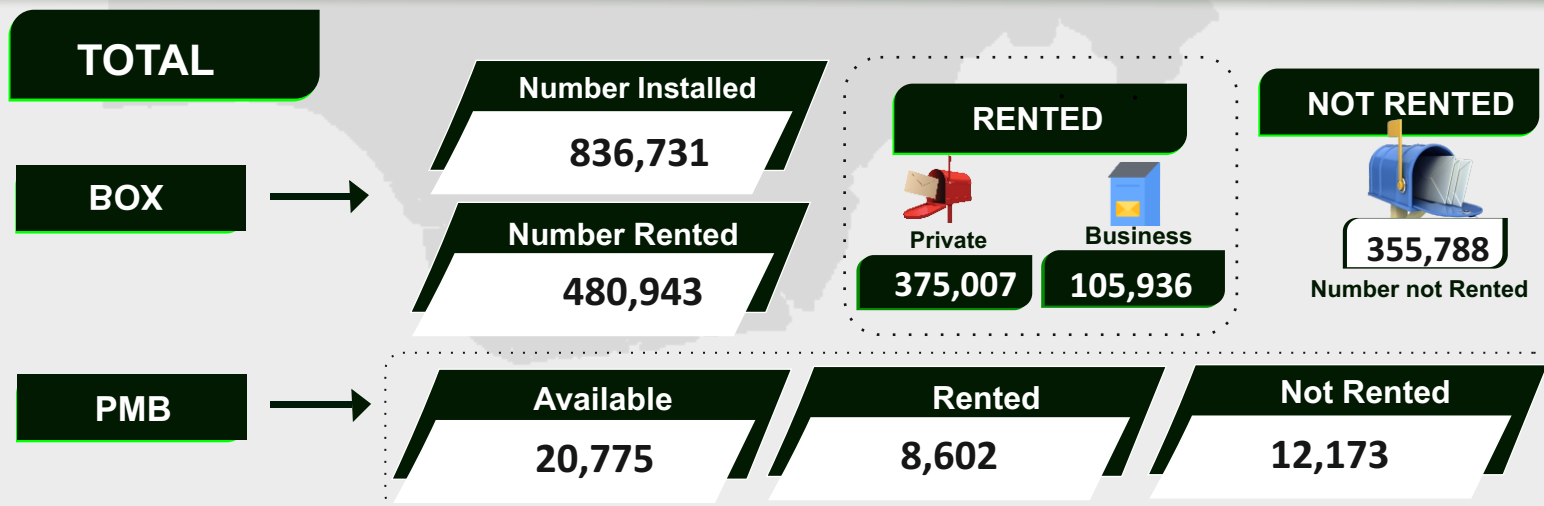
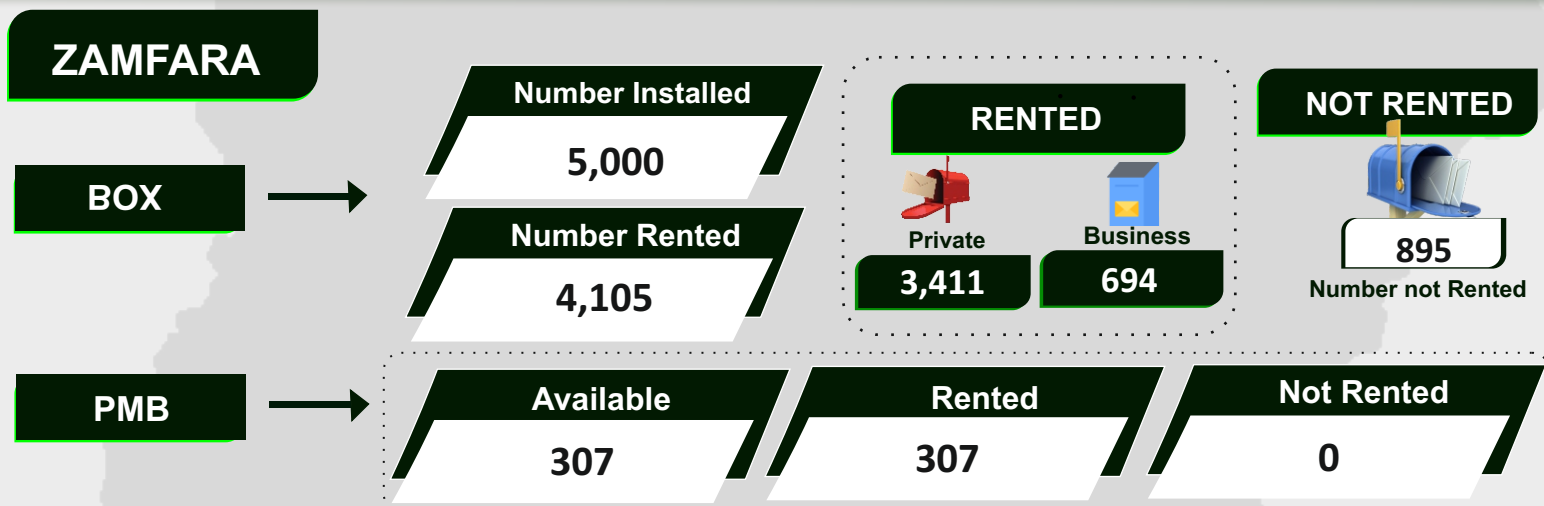
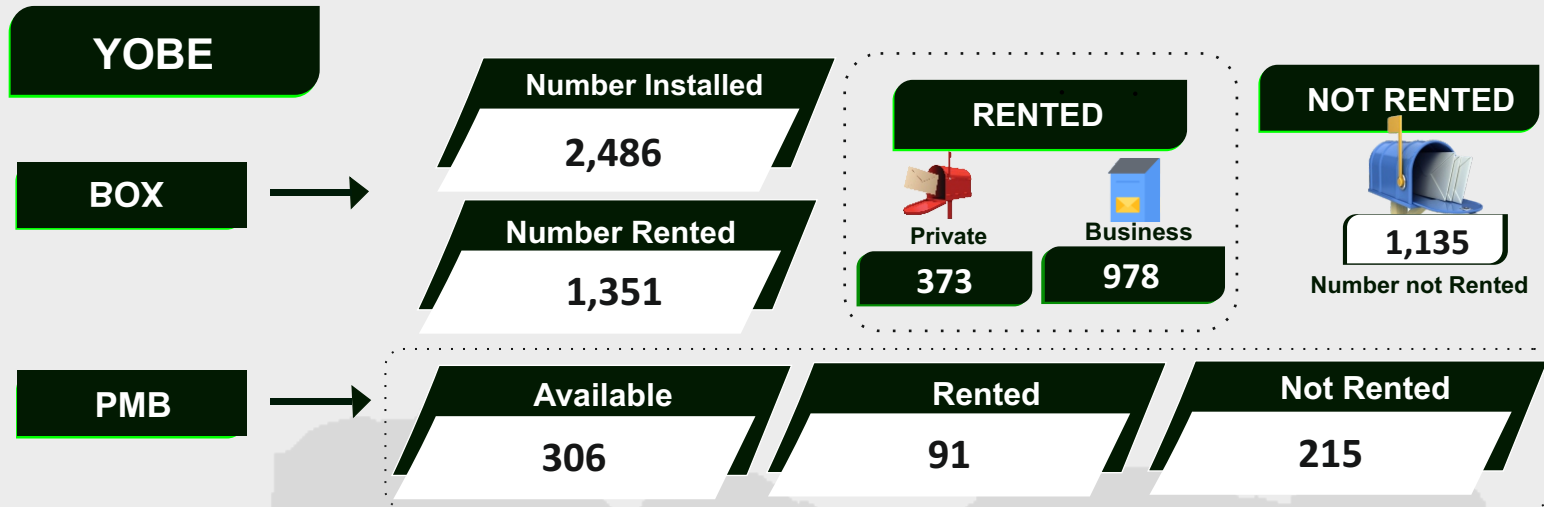
Rented

0

Not Rented

40

POSTAL SERVICES DATA - 2022



APPENDIX

NUMBER OF POST OFFICES & POSTAL AGENCIES		
S/N	POST OFFICES/ POSTAL AGENCIES	2022
1	BRANCH OFFICE (BO)	58
2	COUNTER EXTENSION (CE)	99
3	HEAD POST OFFICES (HPO)	110
4	POST OFFICE OR DEPARTMENT (PO)	887
5	SUB POST OFFICES (SPO)	16
6	POSTAL AGENCIES (PA)	281
7	POST SHOPS (PS)	800
	TOTAL	2251

NUMBER OF POSTAL ARTICLES HANDLED IN YEAR 2022

1	Domestic Mail Handled	15,669,072
2	Dispatched Abroad	543,893
3	Mail Received From Abroad and Delivered In Nigeria	19,463,153
4	Total Mail Handled Domestic International	35,676,118

NIPOST REVENUE ON PRODUCT BASIS		
S/N	DETAIL	2022
1	PRIVATE MAIL BAG RENEWAL FEE	20,135,350.85
2	PARCEL CLEARANCE /DELIVERY	124,250,228.07
3	BILLBORD /ADVERTISEMENT FEE	5,148,600.00
4	COURIER COMPANIES LICENCE FEE	209,727,215.08
5	SPECIAL DELIVERY/SMALL PACKAGES	32,738,414.25
6	NON-REFUDABLE TENDER FEE	2,718,322.00
7	P.O BOX RENEWABLE FEE	168,155,997.25
8	SALE OF STAMP/ TAXED ITEMS	172,041,410.00
9	PHILATELY SALES	5,019,307.00
10	SALE OF P.O ID CARDS	752,154.38
11	SALE OF POSTAL LITERATURE	2,377,383.69
12	INTERNATIONAL REPLY COUPON	837,257.00
13	NON-REFUNDABLE BAG DEPOST	1,558,588.00
14	COMMISSION ON POSTAL /MONEY ORDER	31,980.38
15	BANK INTEREST RECEIVED	269,650.00
16	STAMP SOLD TO POSTSHOP/ POSTAL AGENCIES	74,082,100.00
17	STAMP DUTY	-
18	AGENCY SERVICES	38,650,131.26
19	TRANSPORT SERVICES	885,348.00
20	BUSINESS VENTURE SERVICES	323,525,655.34
21	INTERNATIONAL MAIL INCOME	235,232,263.06
22	NIPOST PREMISES/ SPACE	391,347,886.77
23	WRAPPING & TIEING	1,990,010.00
24	SHARE OF CUSTOM DUTY (CON MAIL)	1,324,077.00
25	CARGO HAULAGE (TERRITORIES-NMR)	
26	BULKPOST	233,685,275.18
27	WORKSHOP	2,807,150.00
28	SPEEDPOST	198,415,846.51
29	EMS	640,472,148.63
30	POSTCASH	16,159,975.50
31	CARGO HAULAGE (LOGISTICS HEADQUARTERS)	108,994,725.17
32	SALES BOADED/ SCRAPPED	137,600.00
33	MISCELLANEOUS	1,282,328.04
	TOTAL	3,014,754,378.41

DISTRIBUTION OF BOXES BY STATE AND TYPE (2022)										
S/N	STATES	TOTAL NUMBER OF BOXES OF INSTALLED	TOTAL NUMBER OF BOXES RENTED	TOTAL NUMBER OF BUSINESS BOXES	TOTAL NUMBER OF PRIVATE BOXES	TOTAL NUMBER OF BOXES UNRENTED	TOTAL NUMBER OF PMBS AVAILABLE	TOTAL NUMBER OF PMBS RENTED	TOTAL NUMBER OF PMBS UNRENTED	TOTAL NUMBER OF
1	ABIA	39,686	20,163	3,330	16,833	19,523	905	158	747	
2	ADAMAWA	11,622	5,350	1,505	3,845	6,272	389	389	0	
3	AKWA IBOM	17,036	10,484	1,823	8,661	6,552	733	733	0	
4	ANAMBRA	60,763	42,851	4,748	38,103	17,912	834	17	817	
5	BAUCHI	12,700	5,549	1,073	4,476	7,151	449	449	0	
6	BAYELSA	5,505	2,670	880	1,790	2,835	195	194	1	
7	BENUE	14,890	5,712	1,577	4,135	9,178	429	0	429	
8	BORNO	11,400	3,626	3,141	485	7,774	440	367	73	
9	CROSS RIVER	13,792	5,870	865	5,005	7,922	584	200	384	
10	DELTA	84,756	17,197	4,022	13,175	67,559	454	0	454	
11	EBONYI	4,542	2,454	360	2,094	2,088	0	0	0	
12	EDO	24,676	11,495	2,060	9,435	13,181	409	0	409	
13	EKITI	12,224	5,576	1,256	4,320	6,648	269	0	269	
14	ENUGU	6,585	2,352	417	1,935	4,233	82	63	19	
15	GOMBE	4,500	1,238	417	821	3,262	205	15	190	
16	IMO	37,510	17,102	7,102	10,000	20,408	418	23	395	
17	JIGAWA	1,800	183	86	97	1,617	193	160	33	
18	KADUNA	27,297	15,729	4,541	11,188	11,568	828	828	0	
19	KANO	22,250	13,606	1,209	12,397	8,644	572	572	0	
20	KATSINA	4,232	2,308	617	1,691	1,924	414	48	366	
21	KEBBI	7,348	1,913	617	1,296	5,435	291	45	246	
22	KOGI	14,532	7,284	5,006	2,278	7,248	547	547	0	
23	KWARA	18,528	7,337	1,668	5,669	11,191	396	271	125	
24	LAGOS ISLAND	41,708	36,116	10,551	25,565	5,592	1,237	66	1,171	
25	LAGOS MLAND	101,708	84,681	16,066	68,615	17,027	1,355	140	1,215	
26	NASARAWA	4,753	2,259	662	1,597	2,494	234	35	199	
27	NIGER	16,948	6,604	1,856	4,748	10,344	478	478	0	
28	OGUN	24,014	14,869	2,367	12,502	9,145	387	0	387	
29	ONDO	19,119	10,770	1,873	8,897	8,349	501	501	0	
30	OSUN	26,714	14,532	3,484	11,048	12,182	487	487	0	
31	OYO	49,898	34,462	5,906	28,556	15,436	995	367	628	
32	PLATEAU	16,737	9,641	3,011	6,630	7,096	436	432	4	
33	RIVERS	28,323	19,932	4,620	15,312	8,391	2,282	246	2,036	
34	SOKOTO	9,200	8,365	1,485	6,880	835	347	125	222	
35	TARABA	3,800	2,709	606	2,103	1,091	40	0	40	
36	YOBE	2,486	1,351	978	373	1,135	306	91	215	
37	ZAMFARA	5,000	4,105	694	3,411	895	307	307	0	
38	FCT	28,149	22,498	3,457	19,041	5,651	1,347	248	1,099	
	TOTAL	836,731	480,943	105,936	375,007	355,788	20,775	8,602	12,173	

CONTACT



National Bureau of Statistics
Head Office

Plot 762 Independence Avenue,
Central Business District, Garki
Abuja.

Mr. Ichedi S.J.
Information Desk

Director, Communication & Public
Relations Department (C&PRD)
Phone: +2348037051701
sjichedi@nigerianstat.gov.ng

Moses Mathew
Statistical Information Officer

Phone: +2347069071157
matmoses@nigerianstat.gov.ng



@nbsnigeria



NBSNigeria



nbs_nigeria

