



NATIONAL BUREAU OF STATISTICS

Nigeria Electricity Report : Energy Billed, Revenue Generated And Customers By DISCOS

(Q2 2023)

Report Date: September 2023

Data Source: National Bureau of Statistics (NBS)



CONTENT

Methodology 3

Executive Summary4

DISCOS Infographics5

Appendix17

Contact18



METHODOLOGY

Data is provided by the Nigerian Electricity Regulatory Commission (NERC) and verified and validated by the National Bureau of Statistics (NBS)



EXECUTIVE SUMMARY

Total customer numbers in Q2 2023 stood at 11.47 million from 11.27 million in Q1 2023, showing an increase of 1.84%. On a year-on-year basis, customer numbers in Q2 2023 rose by 6.17% from 10.81 million reported in Q2 2022. Similarly, metered customers stood at 5.47 million in Q2 2023, indicating a growth of 3.10% from 5.31 million recorded in the preceding quarter. On a year-on-year basis, this grew by 10.40% from the figure reported in Q2 2022 which was 4.96 million.

In addition, estimated customers during the quarter were 6.00 million, higher by 0.72% from 5.96 million in Q1 2023. On a year-on-year basis, estimated customers increased by 2.58% in Q2 2023 from 5.85 million in Q2 2022. Revenue collected by the DISCOs during the period was N263.08 billion from N247.33 billion in Q1 2023. On a year-on-year basis, revenue generated in the reference period rose by 39.63% from N188.41 billion recorded in Q2 2022.

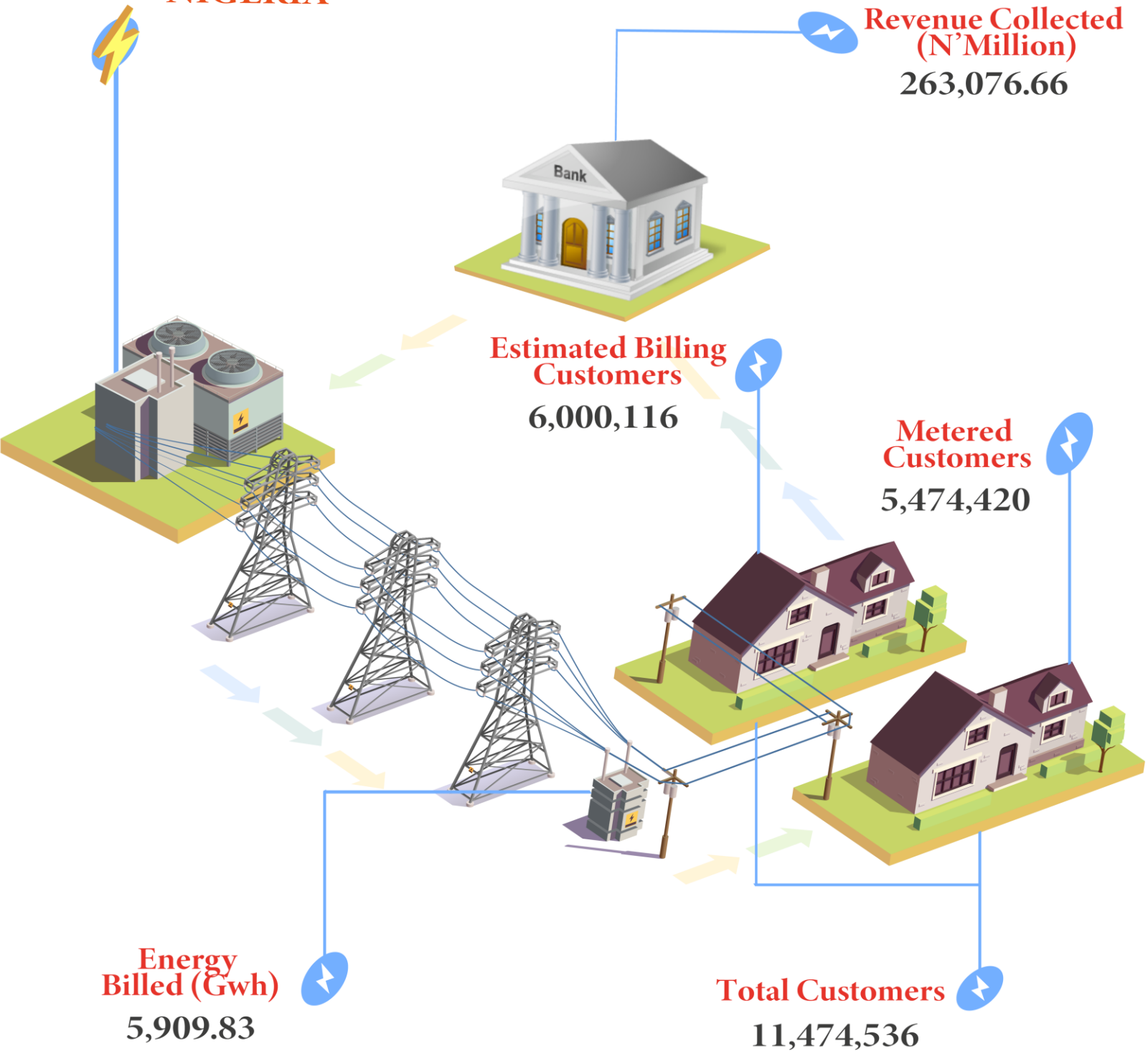
Electricity supply was 5,909.83 (Gwh) in Q2 2023 from 5,851.87 (Gwh) in the previous quarter. However, on a year-on-year basis, electricity supply increased by 13.06% compared to 5,226.97 (Gwh) reported in Q2 2022.

NIGERIA ELECTRICITY REPORT

– Q2 2023



NIGERIA



NIGERIA ELECTRICITY REPORT

– Q2 2023



ABUJA (AEDC)

**Revenue Collected
(N' Million)**

43,079.00

**Estimated Billing
Customers**

546,123

**Metered
Customers**

807,548

**Energy
Billed (Gwh)**

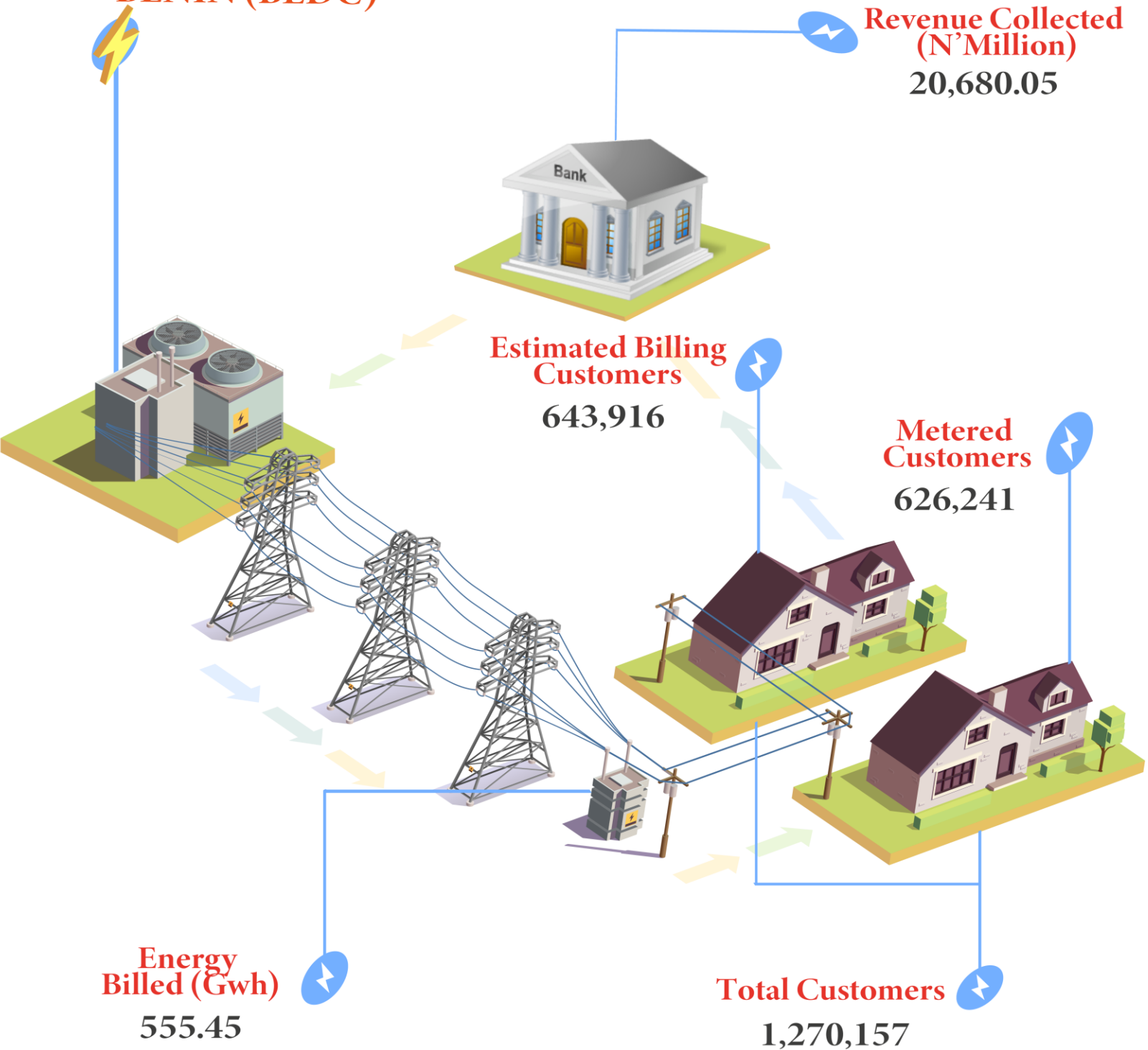
826.00


Total Customers

1,353,671

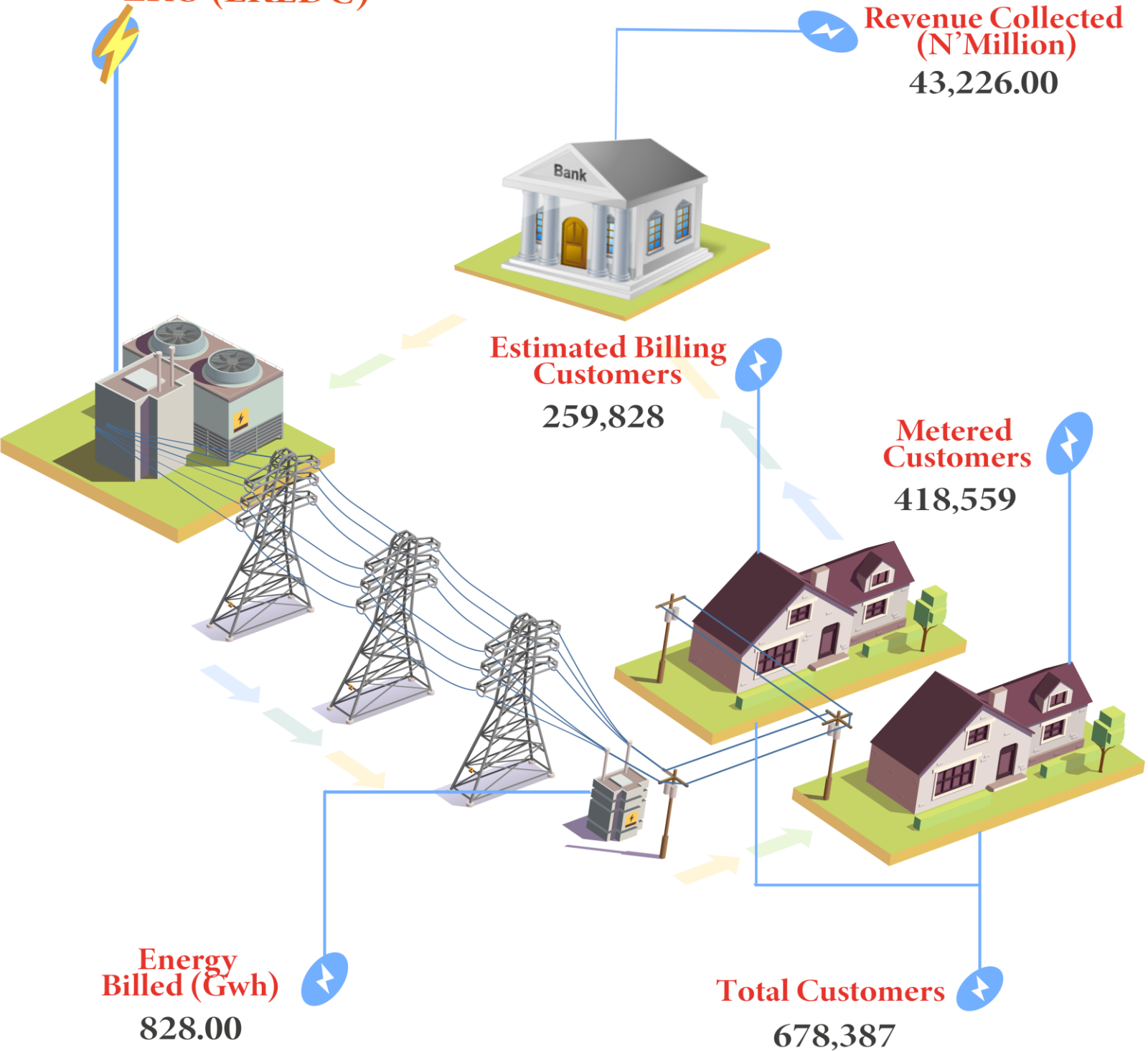


BENIN (BEDC)



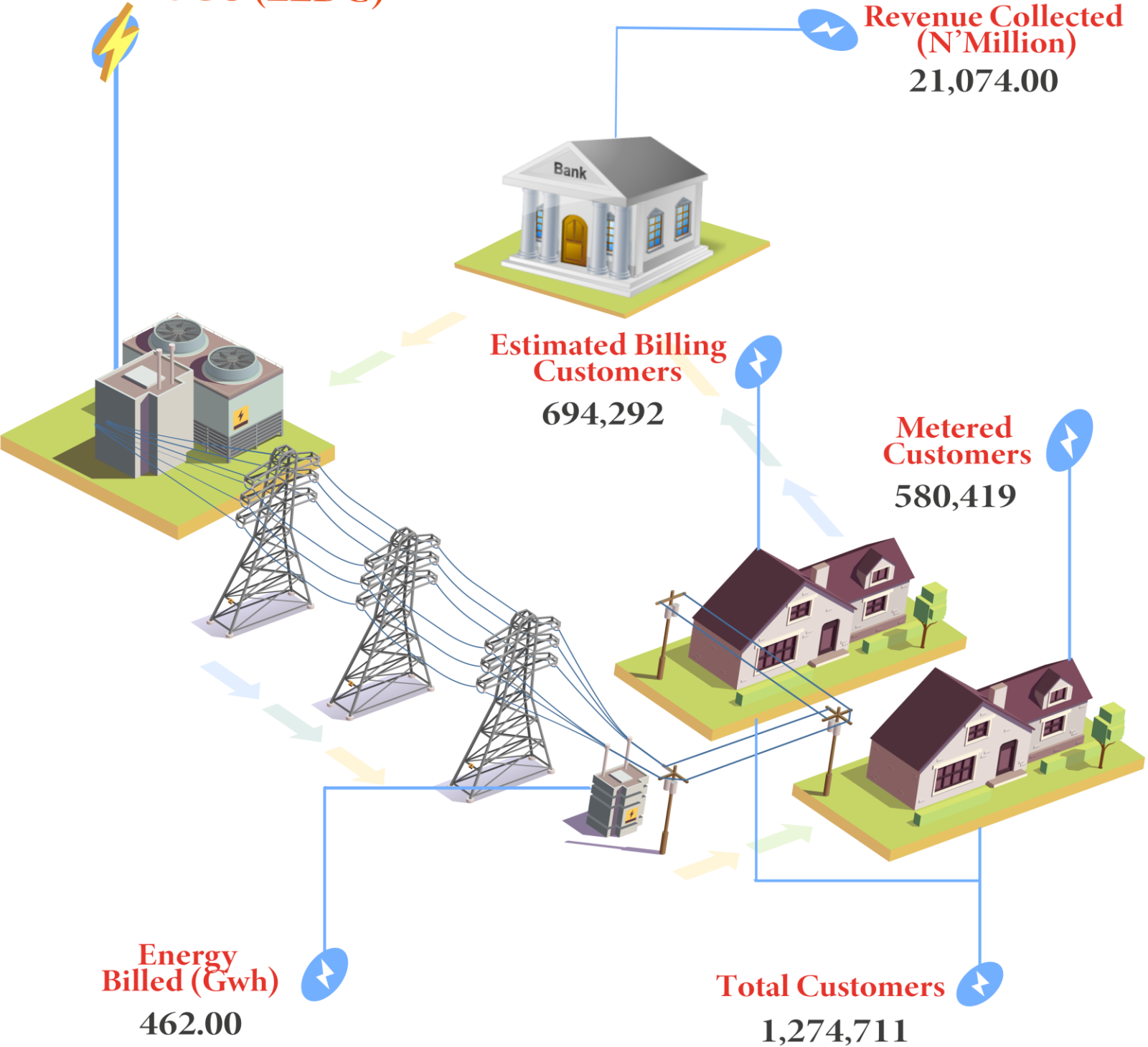



EKO (EKEDC)



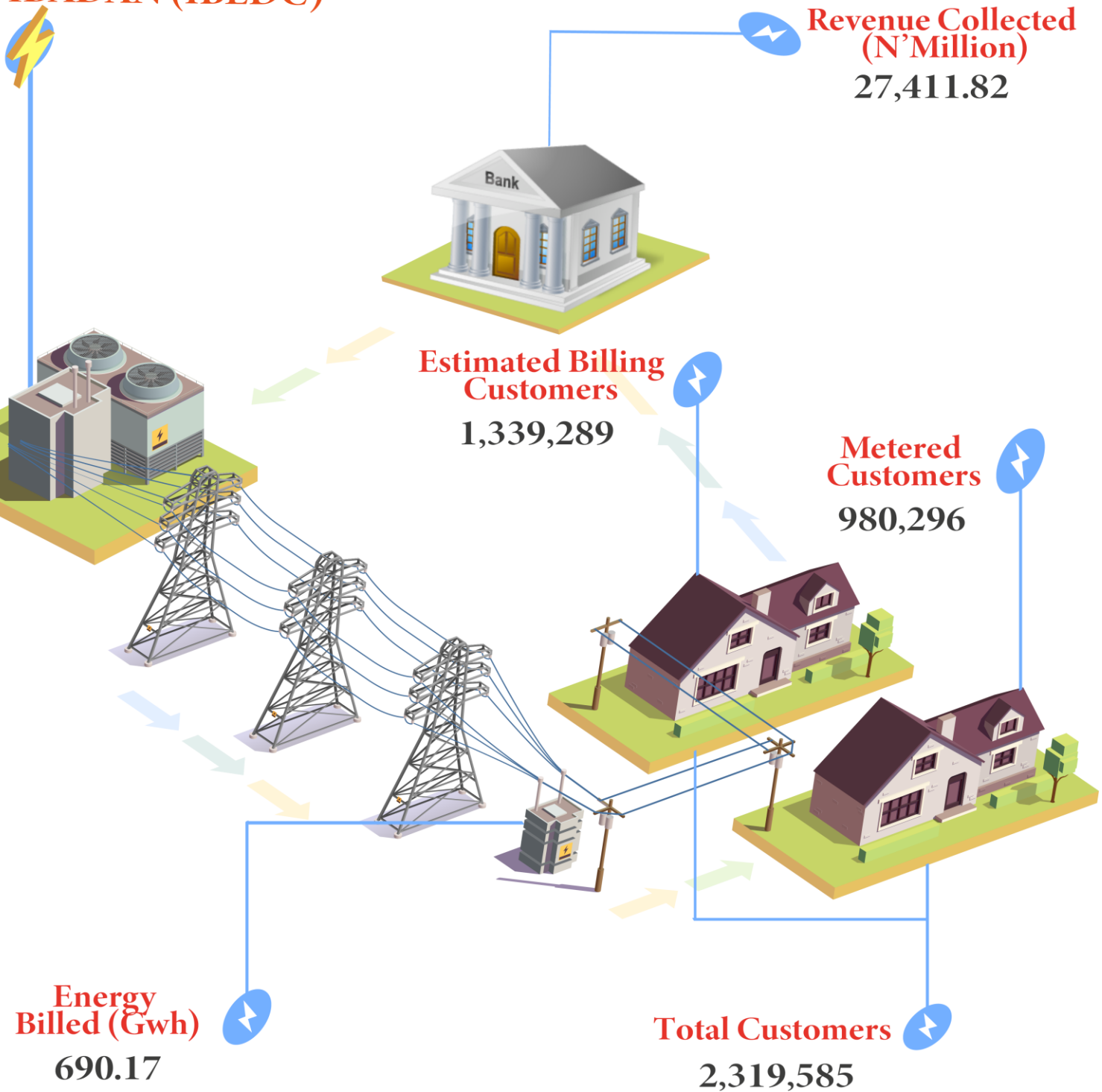


ENUGU (EEDC)





IBADAN (IBEDC)



NIGERIA ELECTRICITY REPORT

– Q2 2023



IKEJA (IEDC)

**Revenue Collected
(N' Million)**

52,295.81

**Estimated Billing
Customers**

244,472

**Metered
Customers**

847,700

**Energy
Billed (Gwh)**

1,012.06

Total Customers

1,092,172

NIGERIA ELECTRICITY REPORT

– Q2 2023



JOS (JEDC)

**Revenue Collected
(N' Million)**
10,242.75

**Estimated Billing
Customers**
482,087

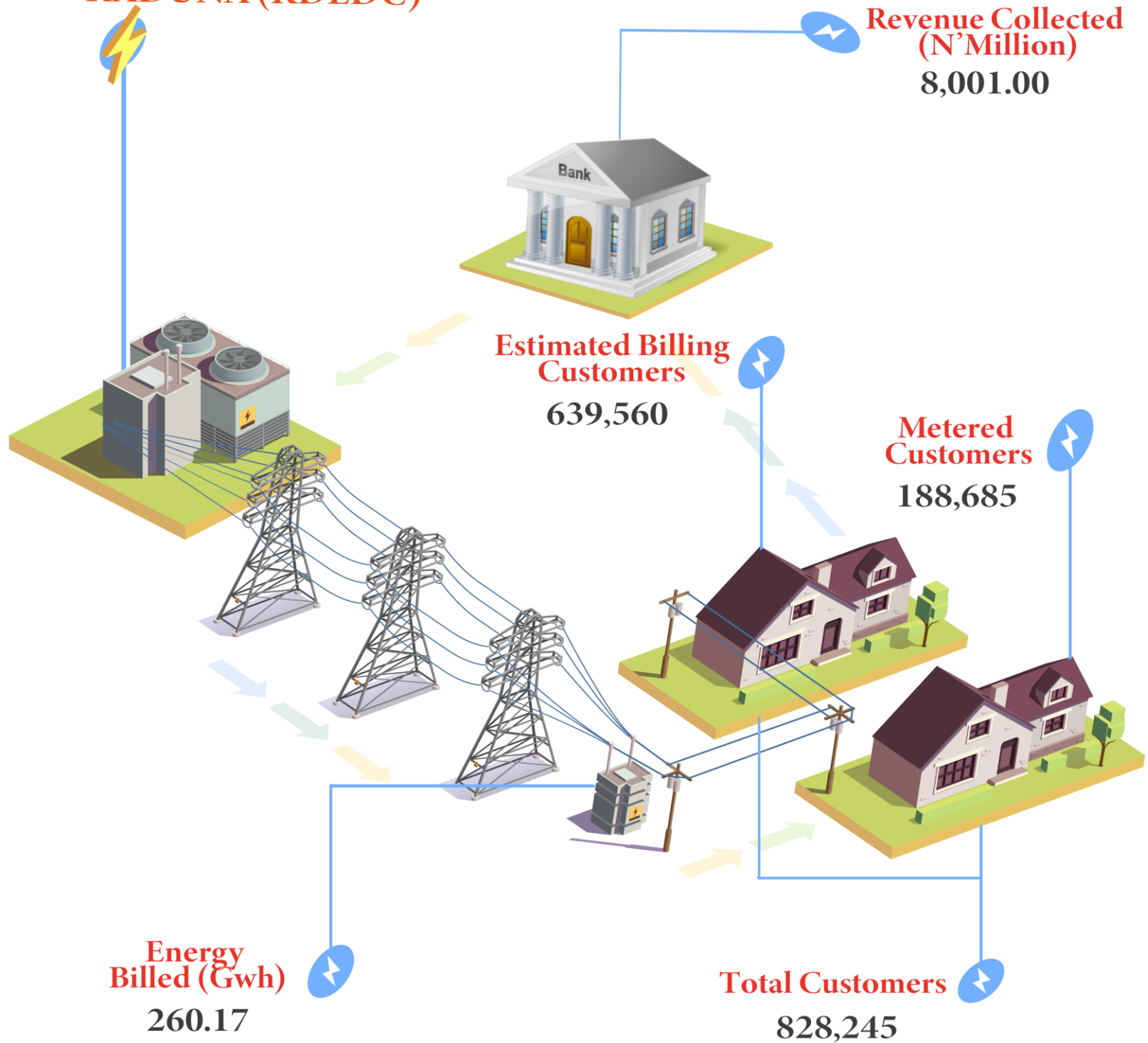
**Metered
Customers**
234,604

**Energy
Billed (Gwh)**
313.75

Total Customers
716,691



KADUNA (KDEDC)





KANO (KEDC)

Revenue Collected
(N' Million)

13,138.90

Estimated Billing
Customers

484,797

Metered
Customers


207,798

Energy
Billed (Gwh)

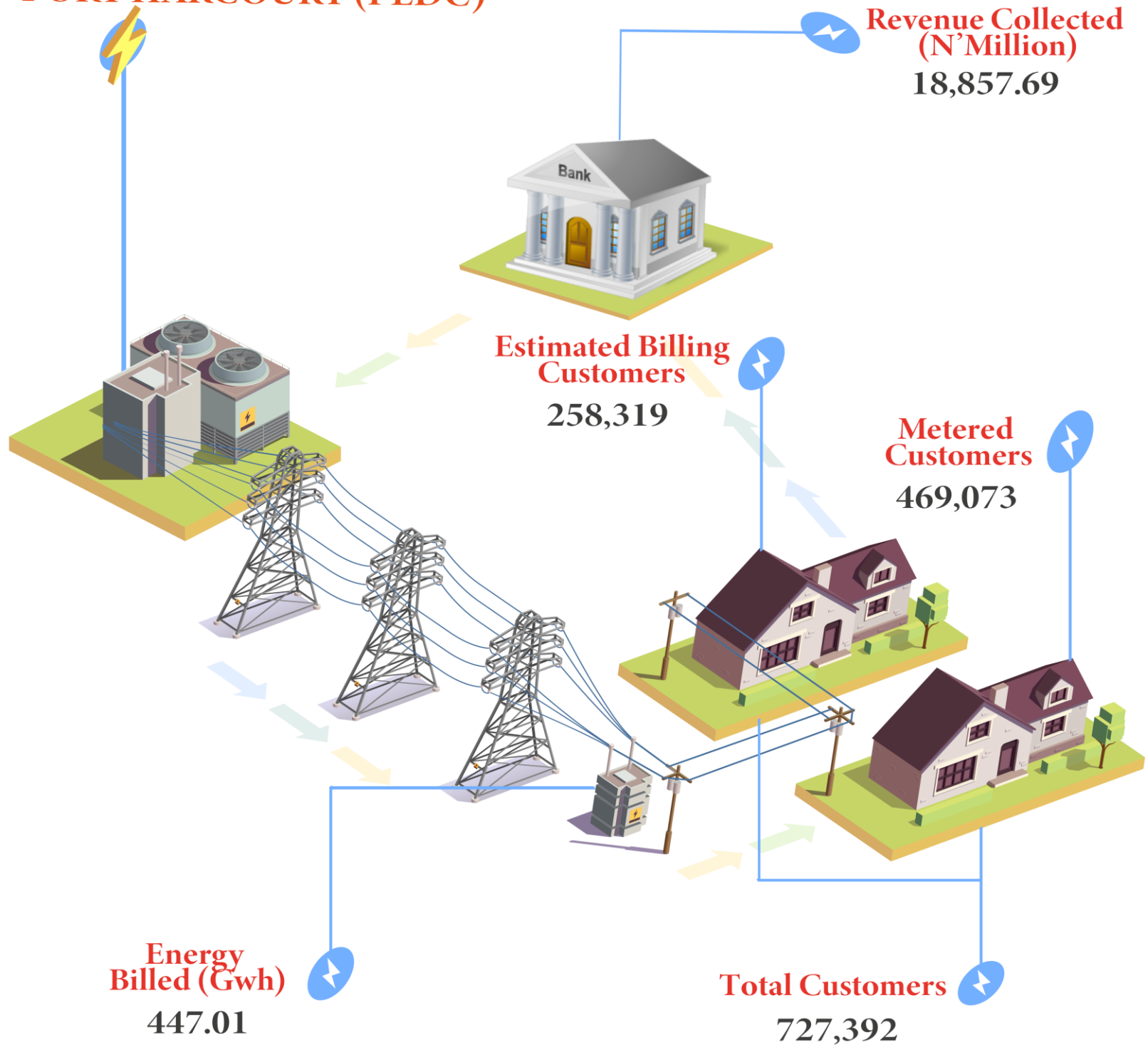
342.54


Total Customers

692,595



PORT HARCOURT (PEDC)





YOLA (YEDC)

**Revenue Collected
(N' Million)**

5,069.65

**Estimated Billing
Customers**

407,433

**Metered
Customers**

113,497

**Energy
Billed (Gwh)**

172.68

Total Customers

520,930

APPENDIX

TOTAL CUSTOMER NUMBER	Q2 2023
DISCOS	11,474,536
ABUJA (AEDC)	1,353,671
BENIN (BEDC)	1,270,157
EKO (EKEDC)	678,387
ENUGU (EEDC)	1,274,711
IBADAN (IBEDC)	2,319,585
IKEJA (IEDC)	1,092,172
JOS (JEDC)	716,691
KADUNA (KDEDC)	828,245
KANO (KEDC)	692,595
PORT HARCOURT (PEDC)	727,392
YOLA (YEDC)	520,930

NUMBER OF METERED CUSTOMERS	Q2 2023
DISCOS	5,474,420
ABUJA (AEDC)	807,548
BENIN (BEDC)	626,241
EKO (EKEDC)	418,559
ENUGU (EEDC)	580,419
IBADAN (IBEDC)	980,296
IKEJA (IEDC)	847,700
JOS (JEDC)	234,604
KADUNA (KDEDC)	188,685
KANO (KEDC)	207,798
PORT HARCOURT (PEDC)	469,073
YOLA (YEDC)	113,497

NUMBER OF ESTIMATED CUSTOMERS	Q2 2023
DISCOS	6,000,116
ABUJA (AEDC)	546,123
BENIN (BEDC)	643,916
EKO (EKEDC)	259,828
ENUGU (EEDC)	694,292
IBADAN (IBEDC)	1,339,289
IKEJA (IEDC)	244,472
JOS (JEDC)	482,087
KADUNA (KDEDC)	639,560
KANO (KEDC)	484,797
PORT HARCOURT (PEDC)	258,319
YOLA (YEDC)	407,433

REVENUE COLLECTED (MILLION NAIRA)	Q2 2023
DISCOS	263,076.66
ABUJA (AEDC)	43,079.00
BENIN (BEDC)	20,680.05
EKO (EKEDC)	43,226.00
ENUGU (EEDC)	21,074.00
IBADAN (IBEDC)	27,411.82
IKEJA (IEDC)	52,295.81
JOS (JEDC)	10,242.75
KADUNA (KDEDC)	8,001.00
KANO (KEDC)	13,138.90
PORT HARCOURT (PEDC)	18,857.69
YOLA (YEDC)	5,069.65

ENERGY BILLED/ELECTRICITY SUPPLY	Q2 2023
DISCOS	5,909.83
ABUJA (AEDC)	826.00
BENIN (BEDC)	555.45
EKO (EKEDC)	828.00
ENUGU (EEDC)	462.00
IBADAN (IBEDC)	690.17
IKEJA (IEDC)	1,012.06
JOS (JEDC)	313.75
KADUNA (KDEDC)	260.17
KANO (KEDC)	342.54
PORT HARCOURT (PEDC)	447.01
YOLA (YEDC)	172.68

ACRONYMS

ABUJA	(AEDC)
BENIN	BEDC
EKO	EKEDC
ENUGU	EEDC
IBADAN	IBEDC
IKEJA	IEDC
JOS	JEDC
KADUNA	KDEDC
KANO	KEDC
PORT HARCOURT	PEDC
YOLA	YEDC

CONTACT



National Bureau of Statistics

Head Office

Plot 762 Independence Avenue,
Central Business District, Garki
Abuja.

Mr. Wakili I.N.D.

Information Desk

Head, Communication & Public
Relations Department (C&PRD)
Phone: +2348059170806
idwakili@nigerianstat.gov.ng

Moses Mathew

Statistical Information Officer

Phone: +2347069071157
matmoses@nigerianstat.gov.ng



@nbs_nigeria



NBSNigeria



nbs_nigeria

