



NATIONAL BUREAU OF STATISTICS

Liquefied Petroleum Gas (Cooking Gas) Price Watch

(MAY 2023)

Report Date: June 2023

Data Source: National Bureau of Statistics (NBS)

CONTENT

Executive Summary	3
Average Cooking Gas Prices across States – 5KG Refilling	4
Average Cooking Gas Prices across Zones – 5KG Refilling	5
12 Month Average Prices – 5KG Refilling	6
Average Cooking Gas Prices across States – 12.5KG Refilling	7
Average Cooking Gas Prices across Zones – 12.5KG Refilling	8
12 Month Average Prices – 12.5KG Refilling	9
Methodology	10
Appendix	11
Contact	13

EXECUTIVE SUMMARY

The average retail price for refilling a 5kg Cylinder of Liquefied Petroleum Gas (Cooking Gas) declined by 6.07% on a month-on-month basis from N4,642.27 recorded in April 2023 to N4,360.69 in May 2023. On a year-on-year basis, this rose by 11.20% from N3,921.35 in May 2022.

On state profile analysis, Bayelsa recorded the highest average price for refilling a 5kg Cylinder of Liquefied Petroleum Gas (Cooking Gas) with N5,016.67, followed by Zamfara with N5,000.00, and Abuja with N4,900.00. On the other hand, Ondo recorded the lowest price with N3,795.83, followed by Nasarawa and Edo with N3,800.00 and N3,837.14 respectively.

In addition, analysis by zone showed that the North-Central recorded the highest average retail price for refilling a 5kg Cylinder of Liquefied Petroleum Gas (Cooking Gas) with N4,712.85, followed by the North-West with N4,550.04, while the South-East recorded the lowest with N4,078.50.

Also, the average retail price for refilling a 12.5kg Cylinder of Liquefied Petroleum Gas (Cooking Gas) declined by 7.61% on a month-on-month basis from N10,323.33 in April 2023 to N9,537.89 in May 2023. On a year-on-year basis, this rose by 9.30% from N8,726.30 in May 2022.

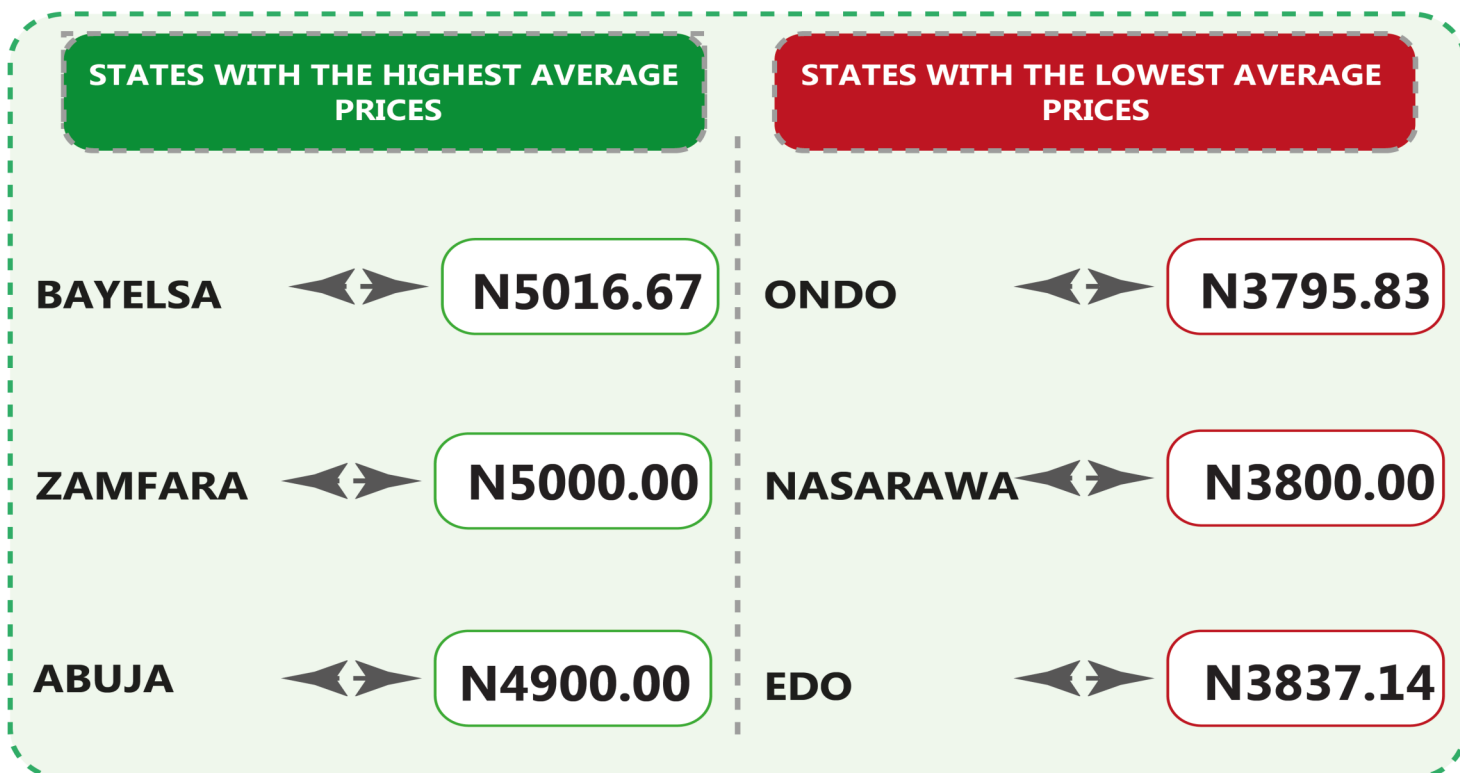

On State profile analysis, Cross River recorded the highest average retail price for the refilling of a 12.5kg Cylinder of Liquefied Petroleum Gas (Cooking Gas) with N11,083.33, followed by Jigawa with N10,975.00 and Akwa Ibom with N10,174.29. Conversely, the lowest average price was recorded in Adamawa with N7,925.00, followed by Zamfara and Borno with N8,128.57 and N8,200.00 respectively.

Analysis by zone showed that the South-South recorded the highest average retail price for refilling a 12.5kg Cylinder of Liquefied Petroleum Gas (Cooking Gas) with N10,042.60, followed by the South-West with N9,616.89, while the North-East recorded the lowest price with N8,908.30

LIQUEFIED PETROLEUM GAS (COOKING GAS)

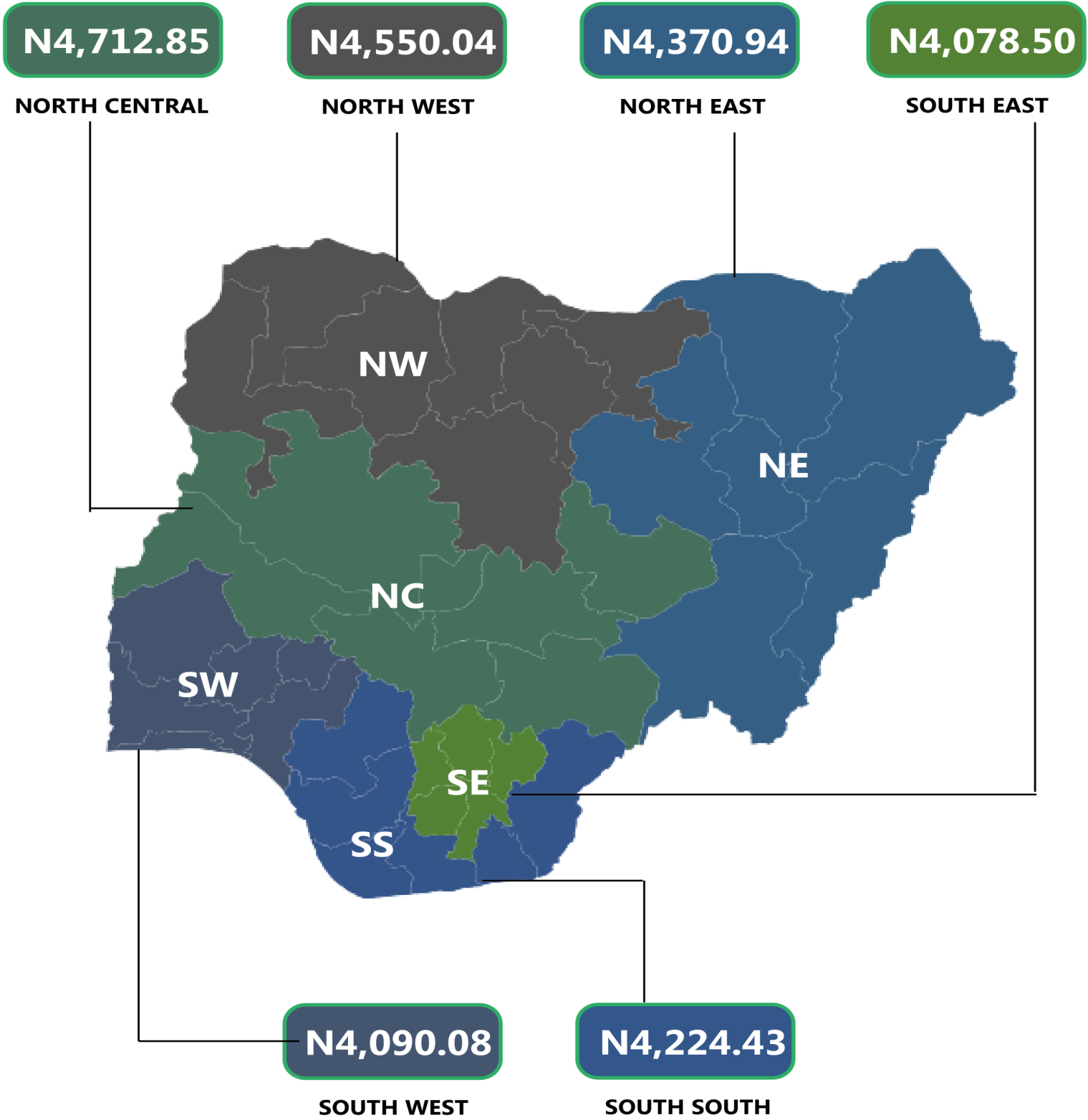
PRICE WATCH - MAY 2023

Average Cooking Gas Prices Across States – 5KG Refilling



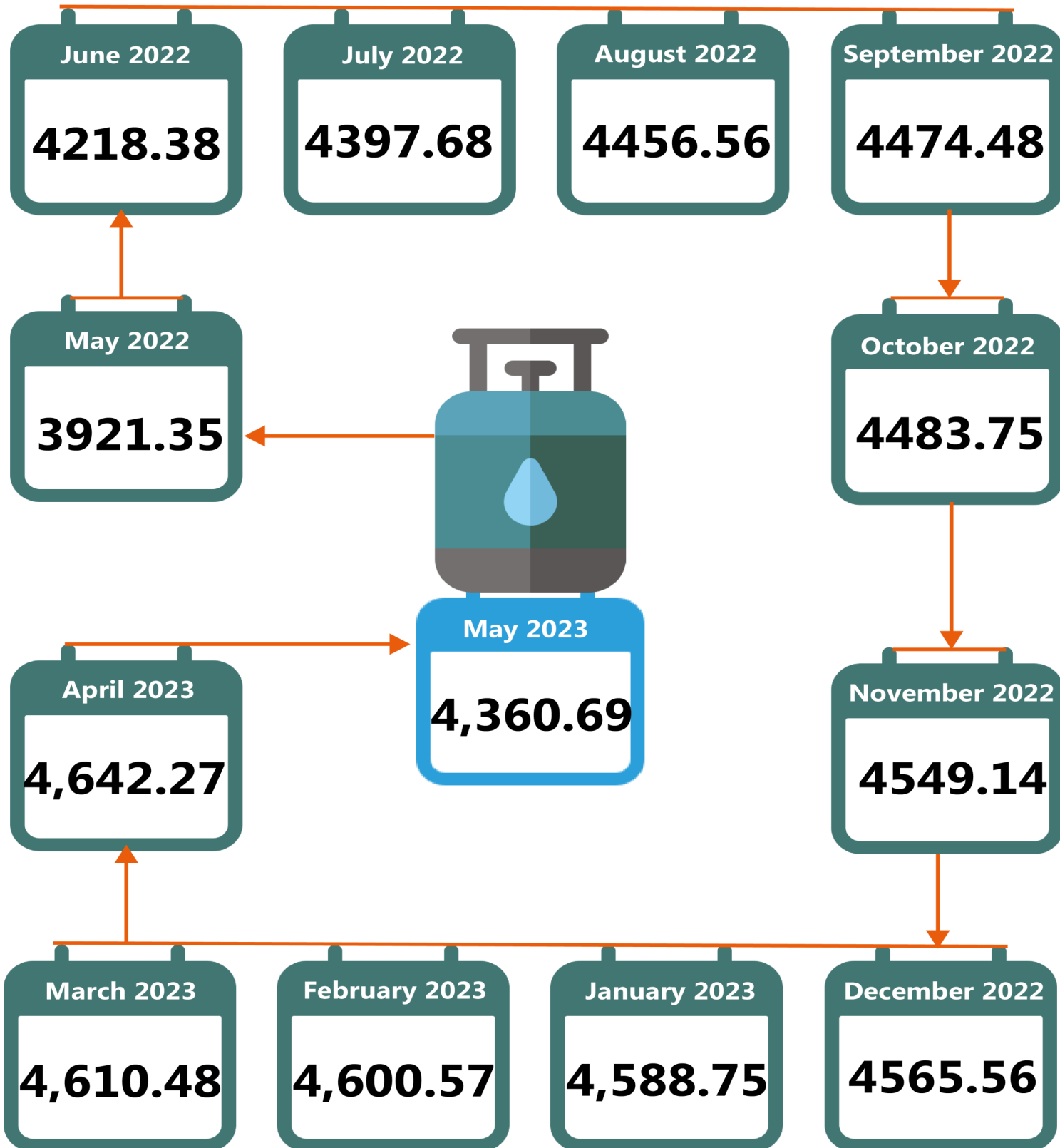
LIQUEFIED PETROLEUM GAS (COOKING GAS) PRICE WATCH - MAY 2023

Average Cooking Gas Prices Across Zones – 5KG Refilling



LIQUEFIED PETROLEUM GAS (COOKING GAS) PRICE WATCH - MAY 2023

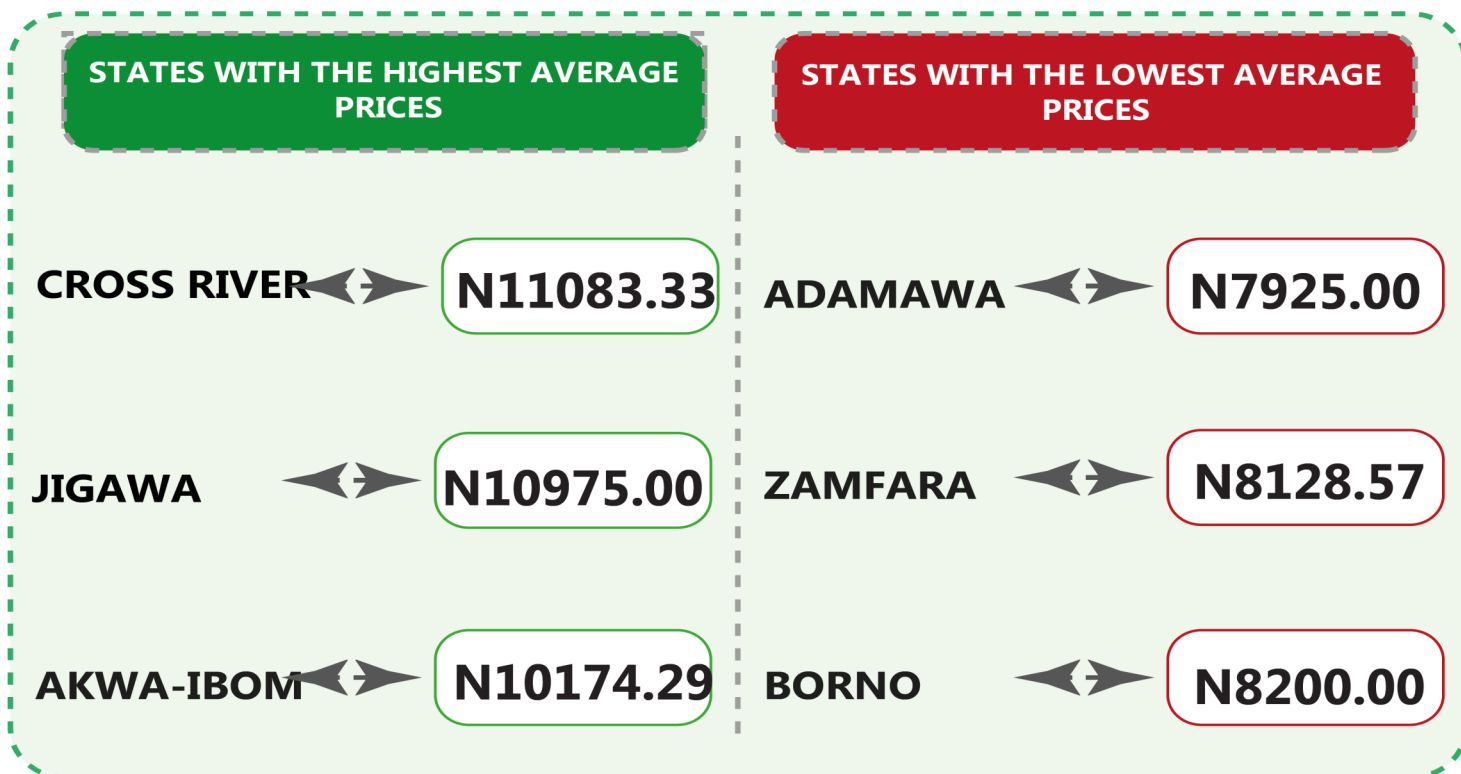

12 Month Average Prices– 5KG Refilling



LIQUEFIED PETROLEUM GAS (COOKING GAS)

PRICE WATCH - MAY 2023

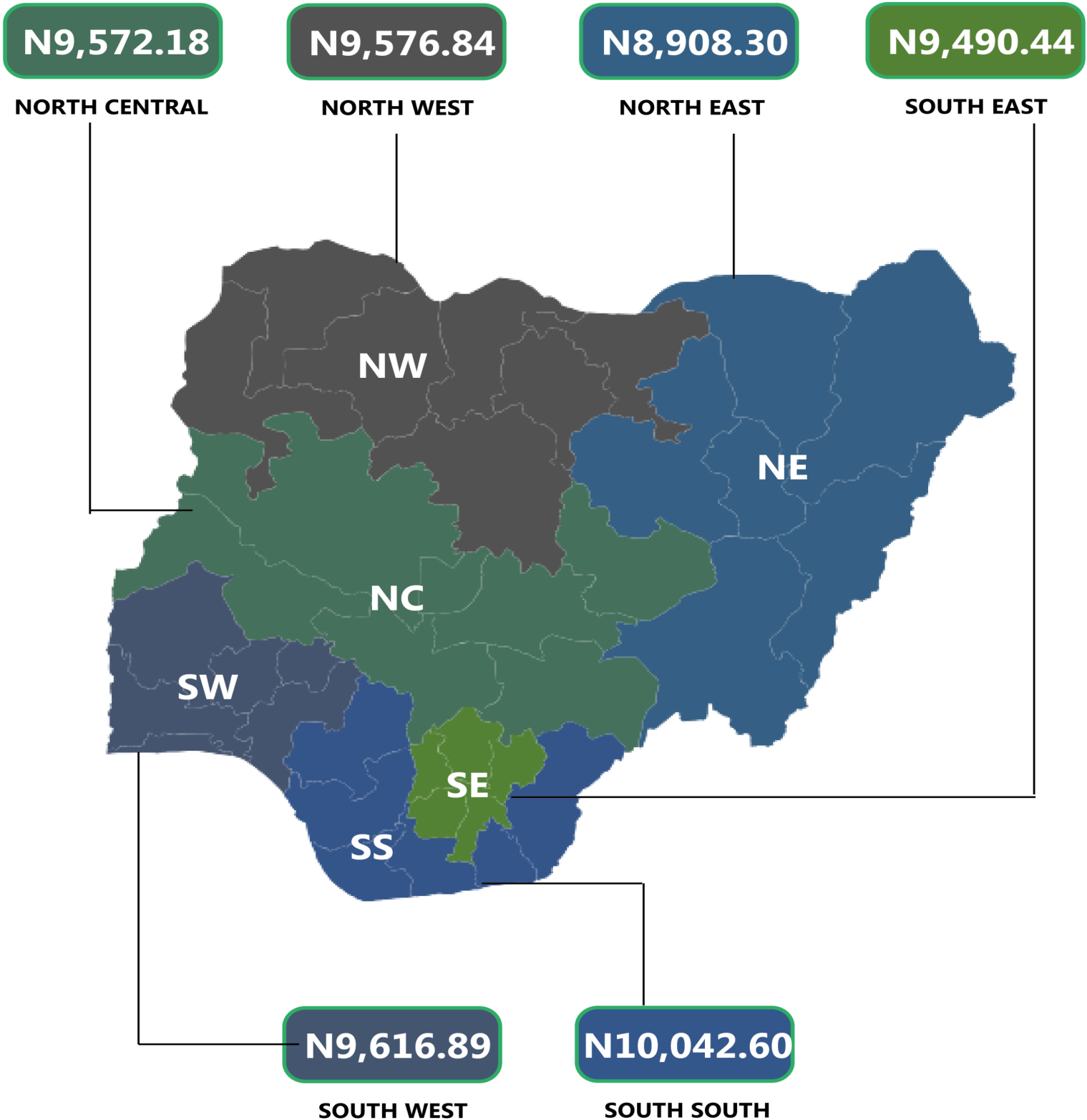
Average Cooking Gas Prices Across States – 12.5KG Refilling



LIQUEFIED PETROLEUM GAS (COOKING GAS)

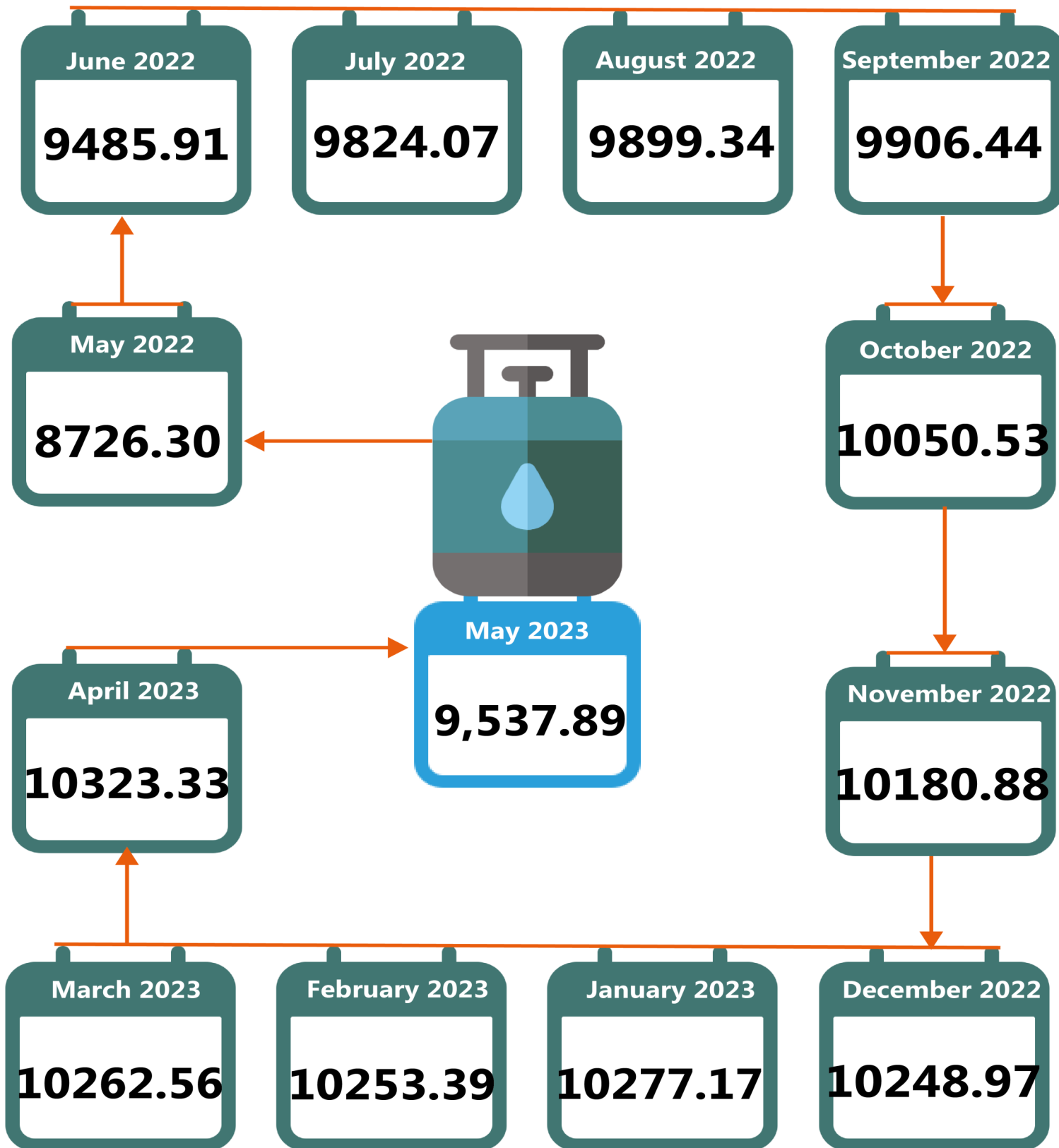
PRICE WATCH - MAY 2023

Average Cooking Gas Prices Across Zones – 12.5KG Refilling



LIQUEFIED PETROLEUM GAS (COOKING GAS) PRICE WATCH - MAY 2023

12 Month Average Prices – 12.5KG Refilling



METHODOLOGY

Fieldwork is done solely by over 700 NBS Staff in all the States of the federation, supported by supervisors whom internal and external observers monitor.

Gas Prices are collected across all the 774 local governments across all States and the FCT from over 10,000 respondents and outlets and the estimates reflect the weights derived from estimates of household expenditures on gas and the actual prices households bought different KG of gases.

The average prices are reported for each state and the country.

The NBS audit team subsequently conducts randomly selected verification of prices recorded.

APPENDIX

5KG

	Average of May-22	Average of Apr-23	Average of May-23	MoM	YoY
NORTH CENTRAL	3,989.98	4,893.67	4,712.85		
Abuja	4,194.00	4,965.15	4,900.00	-1.31	16.83
Benue	4,137.50	4,900.00	4,833.33	-1.36	16.82
Kogi	3,933.33	4,900.12	4,866.60	-0.68	23.73
Kwara	4,031.67	5,000.00	4,900.00	-2.00	21.54
Nasarawa	3,566.67	4,680.25	3,800.00	-18.81	6.54
Niger	4,200.00	4,910.00	4,840.00	-1.43	15.24
Plateau	3,866.67	4,900.15	4,850.00	-1.02	25.43
NORTH EAST	3,948.15	4,641.87	4,370.94	-5.84	10.71
Adamawa	4,250.00	4,950.25	4,850.00	-2.03	14.12
Bauchi	3,750.00	4,520.15	4,512.92	-0.16	20.34
Borno	4,122.22	4,580.35	4,000.00	-12.67	-2.96
Gombe	4,366.67	4,750.15	3,985.71	-16.09	-8.72
Taraba	4,000.00	4,650.15	4,500.00	-3.23	12.50
Yobe	3,200.00	4,400.15	4,377.00	-0.53	36.78
NORTH WEST	3,830.83	4,693.76	4,550.04	-3.06	18.77
Jigawa	3,940.00	4,750.25	4,412.50	-7.11	11.99
Kaduna	4,140.00	4,960.80	4,855.00	-2.13	17.27
Kano	3,650.00	4,699.98	4,524.44	-3.73	23.96
Katsina	3,985.83	4,435.00	4,500.00	1.47	12.90
Kebbi	3,700.00	4,660.30	3,975.00	-14.71	7.43
Sokoto	3,700.00	4,450.00	4,583.33	3.00	23.87
Zamfara	3,700.00	4,900.00	5,000.00	2.04	35.14
SOUTH EAST	4,094.39	4,461.65	4,078.50	-8.59	-0.39
Abia	4,233.33	4,259.43	4,050.00	-4.92	-4.33
Anambra	3,940.77	4,256.14	3,991.67	-6.21	1.29
Ebonyi	3,982.50	4,700.00	4,350.00	-7.45	9.23
Enugu	4,150.00	4,252.51	4,039.29	-5.01	-2.67
Imo	4,165.33	4,840.15	3,961.54	-18.15	-4.89
SOUTH SOUTH	3,977.72	4,520.23	4,224.43	-6.54	6.20
Akwa Ibom	3,825.00	4,437.50	4,143.75	-6.62	8.33
Bayelsa	4,325.00	4,812.50	5,016.67	4.24	15.99
Cross River	4,004.55	4,711.11	4,428.57	-6.00	10.59
Delta	3,878.67	4,410.10	3,971.43	-9.95	2.39
Edo	4,115.63	4,500.15	3,837.14	-14.73	-6.77
Rivers	3,717.50	4,250.00	3,949.00	-7.08	6.23
SOUTH WEST	3,719.53	4,561.89	4,090.08	-10.34	9.96
Ekiti	4,073.08	4,430.25	3,888.46	-12.23	-4.53
Lagos	3,950.00	4,900.00	4,558.82	-6.96	15.41
Ogun	3,450.00	4,400.00	3,869.23	-12.06	12.15
Ondo	3,480.77	4,400.15	3,795.83	-13.73	9.05
Osun	3,625.00	4,440.91	3,893.75	-12.32	7.41
Oyo	3,738.33	4,800.00	4,534.38	-5.53	21.29
Average	3,921.35	4,642.27	4,360.69	-6.07	11.20

12.5KG

	Average of May-22	Average of Apr-23	Average of May-23	MoM	YoY
NORTH CENTRAL	8,737.57	10,306.31	9,572.18	-7.12	9.55
Abuja	9,308.00	10,280.00	9,400.00	-8.56	0.99
Benue	8,875.00	10,763.15	9,400.00	-12.66	5.92
Kogi	8,200.00	10,055.37	8,938.75	-11.10	9.01
Kwara	9,150.00	10,495.27	9,840.00	-6.24	7.54
Nasarawa	8,500.00	10,129.33	9,887.50	-2.39	16.32
Niger	8,250.00	10,170.88	9,780.00	-3.84	18.55
Plateau	8,880.00	10,250.15	9,759.00	-4.79	9.90
NORTH EAST	8,423.44	9,921.94	8,908.30	-10.22	5.76
Adamawa	8,716.67	9,980.00	7,925.00	-20.59	-9.08
Bauchi	9,000.00	10,100.00	9,935.15	-1.63	10.39
Borno	8,225.00	9,900.00	8,200.00	-17.17	-0.30
Gombe	8,599.00	9,801.47	8,557.14	-12.70	-0.49
Taraba	8,500.00	9,950.15	9,200.00	-7.54	8.24
Yobe	7,500.00	9,800.00	9,632.50	-1.71	28.43
NORTH WEST	8,586.07	10,409.16	9,576.84	-8.00	11.54
Jigawa	9,100.00	11,312.50	10,975.00	-2.98	20.60
Kaduna	8,750.00	10,550.55	9,587.50	-9.13	9.57
Kano	8,175.00	10,215.00	9,845.45	-3.62	20.43
Katsina	8,277.50	10,259.06	9,838.89	-4.10	18.86
Kebbi	8,400.00	10,250.00	9,062.50	-11.59	7.89
Sokoto	8,700.00	10,400.00	9,600.00	-7.69	10.34
Zamfara	8,700.00	9,877.03	8,128.57	-17.70	-6.57
SOUTH EAST	8,885.54	10,318.11	9,490.44	-8.02	6.81
Abia	8,906.25	10,600.00	9,454.55	-10.81	6.16
Anambra	9,120.89	10,790.00	9,547.92	-11.51	4.68
Ebonyi	8,718.75	9,600.25	9,479.17	-1.26	8.72
Enugu	8,605.00	10,369.23	9,557.69	-7.83	11.07
Imo	9,076.79	10,231.05	9,412.90	-8.00	3.70
SOUTH SOUTH	8,857.09	10,595.96	10,042.60	-5.22	13.38
Akwa Ibom	8,986.36	10,900.00	10,174.29	-6.66	13.22
Bayelsa	9,091.67	10,700.15	10,103.33	-5.58	11.13
Cross River	9,075.00	10,907.15	11,083.33	1.62	22.13
Delta	8,593.33	10,437.50	9,857.14	-5.56	14.71
Edo	8,629.00	10,311.55	9,525.00	-7.63	10.38
Rivers	8,767.19	10,319.39	9,512.50	-7.82	8.50
SOUTH WEST	8,916.10	10,376.18	9,616.89	-7.32	7.86
Ekiti	9,209.09	10,573.47	9,484.62	-10.30	2.99
Lagos	8,645.29	9,965.37	9,741.18	-2.25	12.68
Ogun	8,752.78	10,554.02	10,120.83	-4.10	15.63
Ondo	8,705.36	10,260.48	9,519.23	-7.22	9.35
Osun	9,000.00	10,233.72	9,472.92	-7.43	5.25
Oyo	9,184.06	10,670.00	9,362.57	-12.25	1.94
Average	8,726.30	10,323.33	9,537.89	-7.61	9.30

CONTACT



National Bureau of Statistics

Head Office

Plot 762 Independence Avenue,
Central Business District, Garki
Abuja.

Mr. Wakili I.N.D.

Information Desk

Head, Communication & Public
Relations Department (C&PRD)
Phone: +2348059170806
idwakili@nigerianstat.gov.ng

Moses Mathew

Statistical Information Officer

Phone: +2347069071157
matmoses@nigerianstat.gov.ng

Nuhu Joseph Waney II

Chief of Protocol

Phone: +2348037020063
jwnuhu@nigerianstat.gov.ng



@nbs_nigeria



NBSNigeria



Nbs_nigeria

