



NATIONAL BUREAU OF STATISTICS

A close-up, slightly blurred image of a Nigerian National Identity Card (NIN) being held by a person's hand. The card is white with green text and a green border. Visible text includes 'FEDERAL REPUBLIC OF NIGERIA', 'National Identity Card', 'NIGERIAN', 'CITIZEN', and a partial ID number '0027 7505'.

National Identity Registration Statistics

A decorative graphic element consisting of several overlapping hexagons in white and light green, located in the bottom left corner of the page.

Report Date: June 2023

CONTENTS

Executive Summary	1
Distribution of Registration and NIN Issued by Zones	2
Methodology	5
Appendix	6
Contacts	10

EXECUTIVE SUMMARY

This report presents data on the total number of registrations and National Identity Numbers issued by the National Identity Management Commission during the period between 2019 and 2021. The data is presented by gender, state where the registration and identity number was issued, as well as by geo-political zones.

The total number of registration and National Identity Number (NIN) issued in 2019 was 5.84 million. Of this figure, 42.41 per cent were females while 57.59 per cent of males. In 2020, total registration and NIN issued reduced by 14.03 per cent when a total of 5.02 million was recorded. Female registration accounted for 45.23 per cent of this figure, while male registration was 54.77 per cent. However, in 2021, a total registration and NIN issued in 2021 stood at 27.05 million, indicating a rapid growth of 439.12 per cent from the figure recorded in the previous year. Female registration accounted for 47.41 per cent, while 52.59 per cent represented males registration.

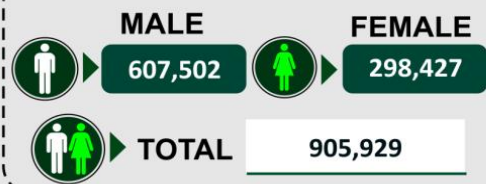
Analysis by state indicates that Kaduna state recorded the highest number of registration and national identity number issued in 2019 with 595,284. This was followed by Lagos and Kano with 560,757, and 485,912 respectively. However, in 2020, Lagos state recorded the highest number of registration and national identity number issued with 523,901, followed by Kaduna with 471,858, and Kano with 373,352. In 2021, Kano state recorded the highest with 3,415,421, followed by Lagos with 3,002,693, and Kaduna with 1,434,331.

In addition, analysis by geo-political zone showed that for the three-year period, the North-West recorded the highest number of registration and national identity number issued with 1,786,469, 1,516,089, and 8,690,903 in 2019, 2020, and 2021 respectively, while the South-East had the lowest number of registration and national identity number issued with 414,089, 360,332 and 1,601,481 respectively.

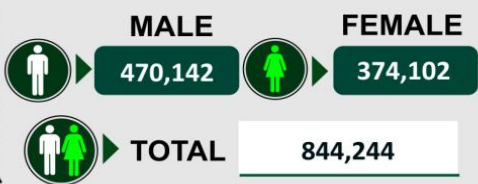
Distribution of Registration and NIN Issued by Zones in 2019



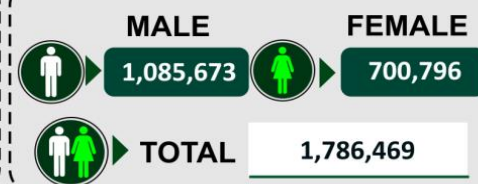
NORTH - EAST



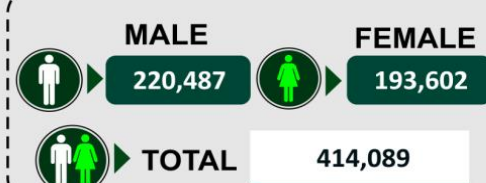
NORTH - CENTRAL



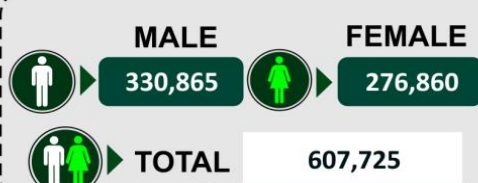
NORTH - WEST



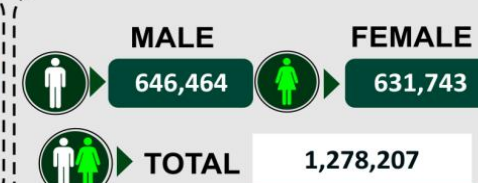
SOUTH - EAST



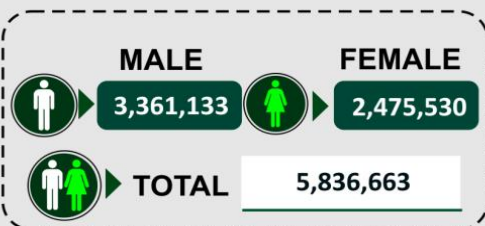
SOUTH - SOUTH



SOUTH - WEST



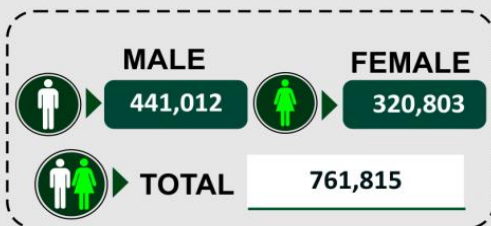
TOTAL



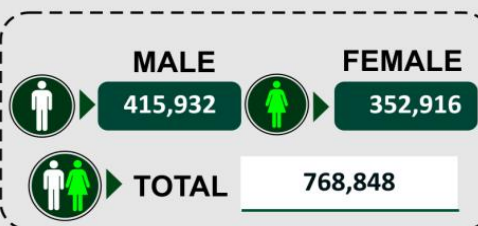
Distribution of Registration and NIN Issued by Zones in 2020



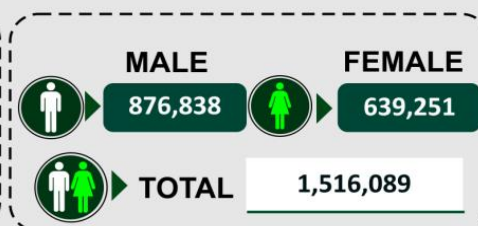
NORTH - EAST



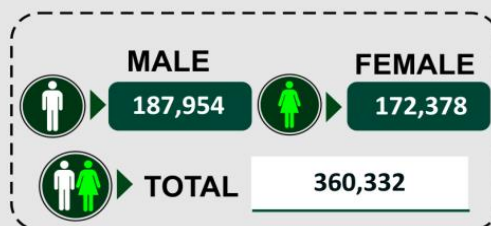
NORTH - CENTRAL



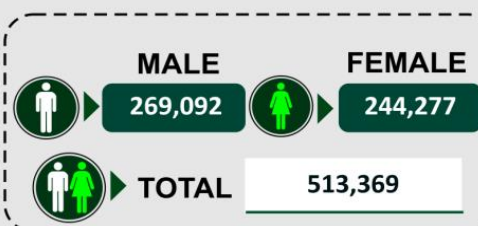
NORTH - WEST



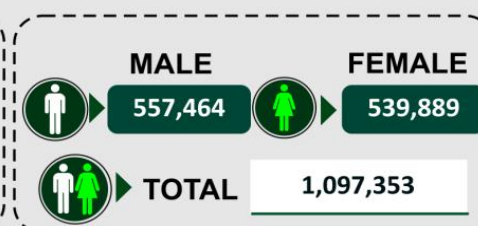
SOUTH - EAST



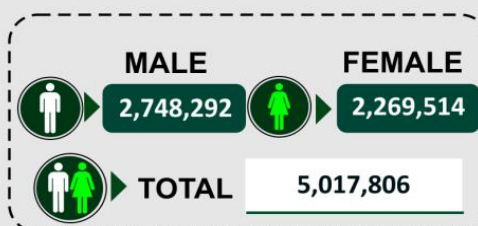
SOUTH - SOUTH



SOUTH - WEST



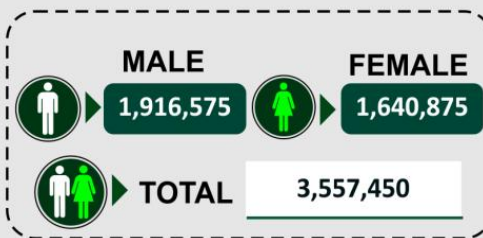
TOTAL



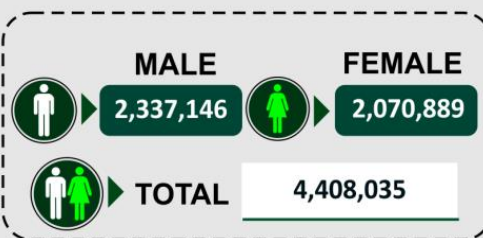
Distribution of Registration and NIN Issued by Zones in 2021



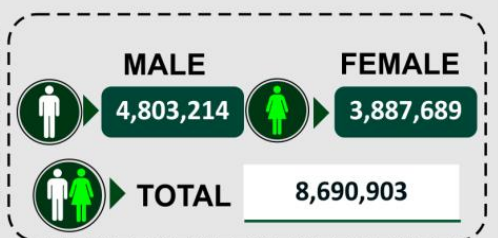
NORTH - EAST



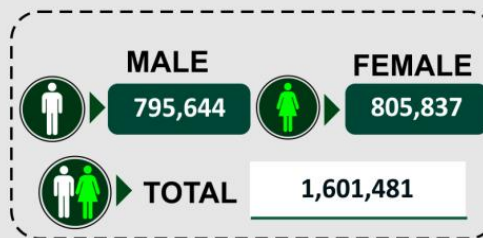
NORTH - CENTRAL



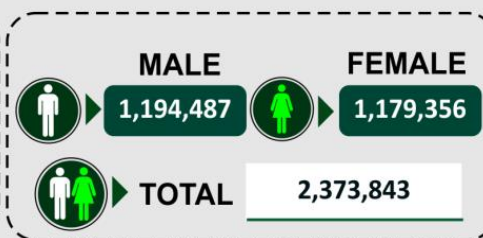
NORTH - WEST



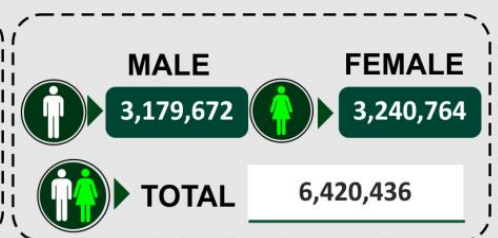
SOUTH - EAST



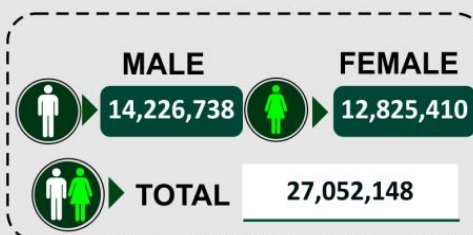
SOUTH - SOUTH



SOUTH - WEST



TOTAL



METHODOLOGY

Data is provided by the National Identity Management Commission (NIMC), Verified and validated by National Bureau of Statistics (NBS).

APPENDIX

REGISTRATION AND NIN ISSUED BY SEX, STATES AND YEAR (2019)

S/N	STATES	ZONE	FEMALE	MALE	TOTAL
1	Abia	SE	42,271	48,849	91,120
2	Adamawa	NE	85,161	116,491	201,652
3	Akwa-Ibom	SS	46,420	50,491	96,911
4	Anambra	SE	56,179	62,450	118,629
5	Bauchi	NE	47,483	121,951	169,434
6	Bayelsa	SS	13,581	16,358	29,939
7	Benue	NC	56,712	75,970	132,682
8	Borno	NE	74,635	161,025	235,660
9	Cross-River	SS	25,315	32,554	57,869
10	Delta	SS	67,517	78,830	146,347
11	Ebonyi	SE	20,060	23,981	44,041
12	Edo	SS	52,286	61,628	113,914
13	Ekiti	SW	31,525	31,904	63,429
14	Enugu	SE	38,560	41,502	80,062
15	FCT Abuja	NC	87,688	102,437	190,125
16	Gombe	NE	36,631	56,691	93,322
17	Imo	SE	36,532	43,705	80,237
18	Jigawa	NW	63,934	119,321	183,255
19	Kaduna	NW	277,909	317,375	595,284
20	Kano	NW	202,963	282,949	485,912
21	Katsina	NW	64,311	98,092	162,403
22	Kebbi	NW	32,129	92,743	124,872
23	Kogi	NC	38,354	43,869	82,223
24	Kwara	NC	66,188	69,909	136,097
25	Lagos	SW	272,108	288,649	560,757
26	Nasarawa	NC	36,784	53,262	90,046
27	Niger	NC	44,775	70,524	115,299
28	Ogun	SW	92,148	93,442	185,590
29	Ondo	SW	58,992	60,545	119,537
30	Osun	SW	67,249	60,606	127,855
31	Oyo	SW	109,721	111,318	221,039
32	Plateau	NC	43,601	54,171	97,772
33	Rivers	SS	71,741	91,004	162,745
34	Sokoto	NW	36,372	124,240	160,612
35	Taraba	NE	22,741	38,546	61,287
36	Yobe	NE	31,776	112,798	144,574
37	Zamfara	NW	23,178	50,953	74,131
	Totals		2,475,530	3,361,133	5,836,663

REGISTRATION AND NIN ISSUED BY SEX, STATES AND YEAR (2020)

S/N	STATES	ZONE	FEMALE	MALE	TOTAL
1	Abia	SE	42,517	45,358	87,875
2	Adamawa	NE	71,737	91,620	163,357
3	Akwa-Ibom	SS	44,842	44,127	88,969
4	Anambra	SE	43,891	49,372	93,263
5	Bauchi	NE	49,029	94,590	143,619
6	Bayelsa	SS	20,019	20,516	40,535
7	Benue	NC	63,861	81,230	145,091
8	Borno	NE	104,872	119,726	224,598
9	Cross-River	SS	23,830	27,824	51,654
10	Delta	SS	48,977	56,210	105,187
11	Ebonyi	SE	20,139	22,833	42,972
12	Edo	SS	42,069	48,044	90,113
13	Ekiti	SW	18,963	18,545	37,508
14	Enugu	SE	28,306	29,604	57,910
15	FCT Abuja	NC	71,459	77,095	148,554
16	Gombe	NE	36,113	46,961	83,074
17	Imo	SE	37,525	40,787	78,312
18	Jigawa	NW	54,187	85,643	139,830
19	Kaduna	NW	218,647	253,211	471,858
20	Kano	NW	159,528	213,824	373,352
21	Katsina	NW	61,028	90,500	151,528
22	Kebbi	NW	37,865	77,385	115,250
23	Kogi	NC	29,586	33,330	62,916
24	Kwara	NC	51,148	49,802	100,950
25	Lagos	SW	251,688	272,213	523,901
26	Nasarawa	NC	55,433	64,917	120,350
27	Niger	NC	41,964	62,446	104,410
28	Ogun	SW	98,380	98,438	196,818
29	Ondo	SW	42,458	43,848	86,306
30	Osun	SW	48,536	42,971	91,507
31	Oyo	SW	79,864	81,449	161,313
32	Plateau	NC	39,465	47,112	86,577
33	Rivers	SS	64,540	72,371	136,911
34	Sokoto	NW	41,788	97,387	139,175
35	Taraba	NE	22,518	33,751	56,269
36	Yobe	NE	36,534	54,364	90,898
37	Zamfara	NW	66,208	58,888	125,096
	Totals		2,269,514	2,748,292	5,017,806

REGISTRATION AND NIN ISSUED BY SEX, STATES AND YEAR (2021)

S/N	STATES	ZONE	FEMALE	MALE	TOTAL
1	Abia	SE	170,331	168,927	339,258
2	Adamawa	NE	232,146	249,645	481,791
3	Akwa-Ibom	SS	207,111	203,973	411,084
4	Anambra	SE	200,364	203,505	403,869
5	Bauchi	NE	324,128	487,311	811,439
6	Bayelsa	SS	54,137	51,550	105,687
7	Benue	NC	273,652	318,685	592,337
8	Borno	NE	475,757	423,719	899,476
9	Cross-River	SS	104,832	114,255	219,087
10	Delta	SS	283,591	277,154	560,745
11	Ebonyi	SE	70,149	78,381	148,530
12	Edo	SS	237,151	240,178	477,329
13	Ekiti	SW	103,479	97,626	201,105
14	Enugu	SE	181,898	163,905	345,803
15	FCT Abuja	NC	417,741	472,976	890,717
16	Gombe	NE	266,087	295,189	561,276
17	Imo	SE	183,095	180,926	364,021
18	Jigawa	NW	376,976	479,815	856,791
19	Kaduna	NW	662,611	771,720	1,434,331
20	Kano	NW	1,589,882	1,825,539	3,415,421
21	Katsina	NW	544,553	708,612	1,253,165
22	Kebbi	NW	274,262	435,560	709,822
23	Kogi	NC	188,259	182,764	371,023
24	Kwara	NC	222,086	209,872	431,958
25	Lagos	SW	1,487,493	1,515,200	3,002,693
26	Nasarawa	NC	303,930	332,890	636,820
27	Niger	NC	347,701	473,476	821,177
28	Ogun	SW	652,505	625,369	1,277,874
29	Ondo	SW	228,953	220,790	449,743
30	Osun	SW	226,182	211,267	437,449
31	Oyo	SW	542,152	509,420	1,051,572
32	Plateau	NC	317,520	346,483	664,003
33	Rivers	SS	292,534	307,377	599,911
34	Sokoto	NW	233,985	330,157	564,142
35	Taraba	NE	178,348	221,363	399,711
36	Yobe	NE	164,409	239,348	403,757
37	Zamfara	NW	205,420	251,811	457,231
	Totals		12,825,410	14,226,738	27,052,148

2019

ZONE	FEMALE	MALE	TOTAL
NORTH CENTRAL	374,102	470,142	844,244
NORTH EAST	298,427	607,502	905,929
NORTH WEST	700,796	1,085,673	1,786,469
SOUTH EAST	193,602	220,487	414,089
SOUTH SOUTH	276,860	330,865	607,725
SOUTH WEST	631,743	646,464	1,278,207
Grand Total	2,475,530	3,361,133	5,836,663

2020

ZONE	FEMALE	MALE	TOTAL
NORTH CENTRAL	352,916	415,932	768,848
NORTH EAST	320,803	441,012	761,815
NORTH WEST	639,251	876,838	1,516,089
SOUTH EAST	172,378	187,954	360,332
SOUTH SOUTH	244,277	269,092	513,369
SOUTH WEST	539,889	557,464	1,097,353
Grand Total	2,269,514	2,748,292	5,017,806

2021

ZONE	FEMALE	MALE	TOTAL
NORTH CENTRAL	2,070,889	2,337,146	4,408,035
NORTH EAST	1,640,875	1,916,575	3,557,450
NORTH WEST	3,887,689	4,803,214	8,690,903
SOUTH EAST	805,837	795,644	1,601,481
SOUTH SOUTH	1,179,356	1,194,487	2,373,843
SOUTH WEST	3,240,764	3,179,672	6,420,436
Grand Total	12,825,410	14,226,738	27,052,148

CONTACT



National Bureau of Statistics
Head Office

Plot 762 Independence Avenue,
Central Business District, Garki
Abuja.

Sunday J. Ichedi
Information Desk

Head, Communication & Public
Relations Department (C&PRD)
Phone: +2348037051701
sjchedi@nigerianstat.gov.ng

Moses Mathew
Statistical Information Officer

Phone: +2347069071157
matmoses@nigerianstat.gov.ng

Nuhu Joseph Waney II
Chief of Protocol

Phone: +2348037020063
jwnuhu@nigerianstat.gov.ng



@nbsnigeria



NBSNigeria



nbs_nigeria

