



NATIONAL BUREAU OF STATISTICS

Liquefied Petroleum Gas (Cooking Gas) Price Watch

(APRIL 2023)

Report Date: May 2023

Data Source: National Bureau of Statistics (NBS)

CONTENT

Executive Summary	3
Average Cooking Gas Prices across States – 5KG Refilling	4
Average Cooking Gas Prices across Zones – 5KG Refilling	5
12 Month Average Prices – 5KG Refilling	6
Average Cooking Gas Prices across States – 12.5KG Refilling	7
Average Cooking Gas Prices across Zones – 12.5KG Refilling	8
12 Month Average Prices – 12.5KG Refilling	9
Methodology	10
Appendix	11
Contact	13

EXECUTIVE SUMMARY

The average retail price for refilling a 5kg Cylinder of Liquefied Petroleum Gas (Cooking Gas) increased by 0.69% on a month-on-month basis from N4,610.48 recorded in March 2023 to N4,642.27 in April 2023. On a year-on-year basis, this rose by 22.15% from N3,800.47 in April 2022.

On State profile analysis, Kwara recorded the highest average price for refilling a 5kg Cylinder of Liquefied Petroleum Gas (Cooking Gas) with N5,000.00, followed by Abuja with N4,965.15, and Kaduna with N4,960.80. On the other hand, Rivers recorded the lowest price with N4,250.00, followed by Enugu and Anambra with N4,252.51 and N4,256.14 respectively.

In addition, analysis by zone showed that the North-Central recorded the highest average retail price for refilling a 5kg Cylinder of Liquefied Petroleum Gas (Cooking Gas) with N4,893.67, followed by the North-West with N4,693.76, while the South-East recorded the lowest with N4,461.65.

Also, the average retail price for refilling a 12.5kg Cylinder of Liquefied Petroleum Gas (Cooking Gas) increased by 0.59% on a month-on-month basis from N10,262.56 in March 2023 to N10,323.33 in April 2023. On a year-on-year basis, this rose by 26.44% from N8,164.37 in April 2022.

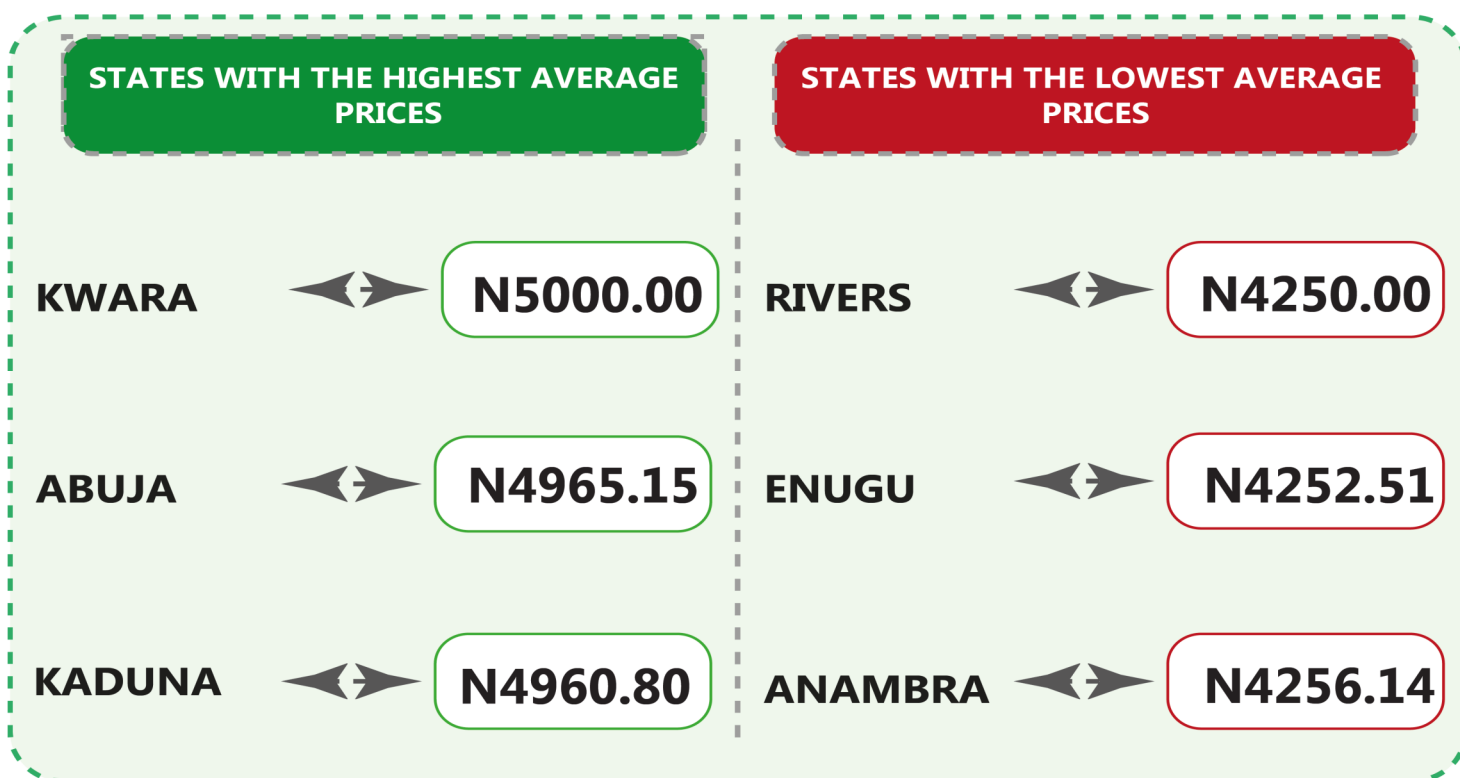

On State profile analysis, Jigawa recorded the highest average retail price for the refilling of a 12.5kg Cylinder of Liquefied Petroleum Gas (Cooking Gas) with N11,312.50, followed by Cross River with N10,907.15 and Akwa Ibom with N10,900.00. Conversely, the lowest average price was recorded in Ebonyi with N9,600.25, followed by Yobe and Gombe with N9,800.00 and N9,801.47 respectively.

Analysis by zone showed that the South-South recorded the highest average retail price for refilling a 12.5kg Cylinder of Liquefied Petroleum Gas (Cooking Gas) with N10,595.96, followed by the North-West with N10,409.16, while the North-East recorded the lowest price with N9,921.94.

LIQUEFIED PETROLEUM GAS (COOKING GAS)

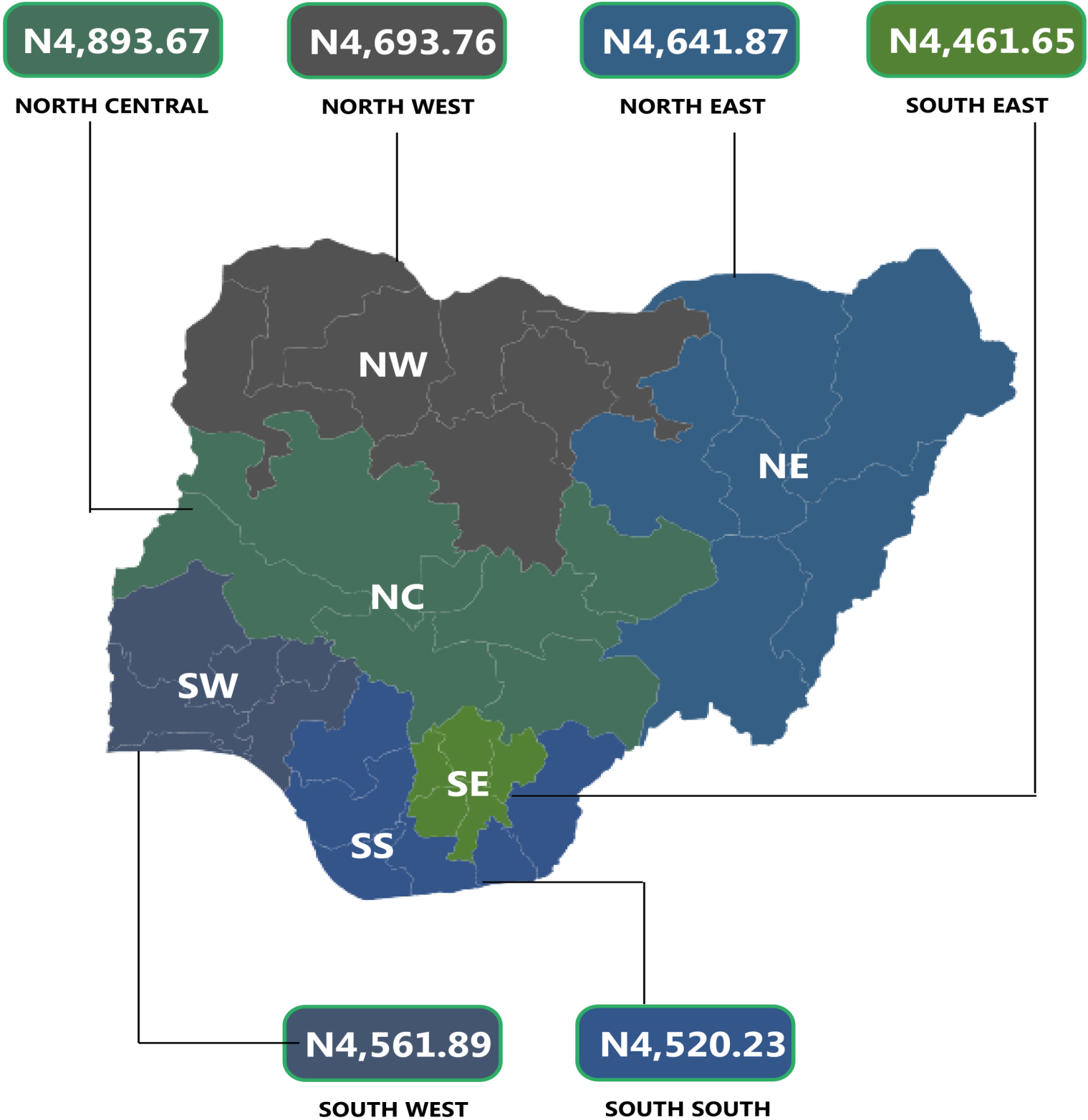
PRICE WATCH - APRIL 2023

Average Cooking Gas Prices Across States – 5KG Refilling



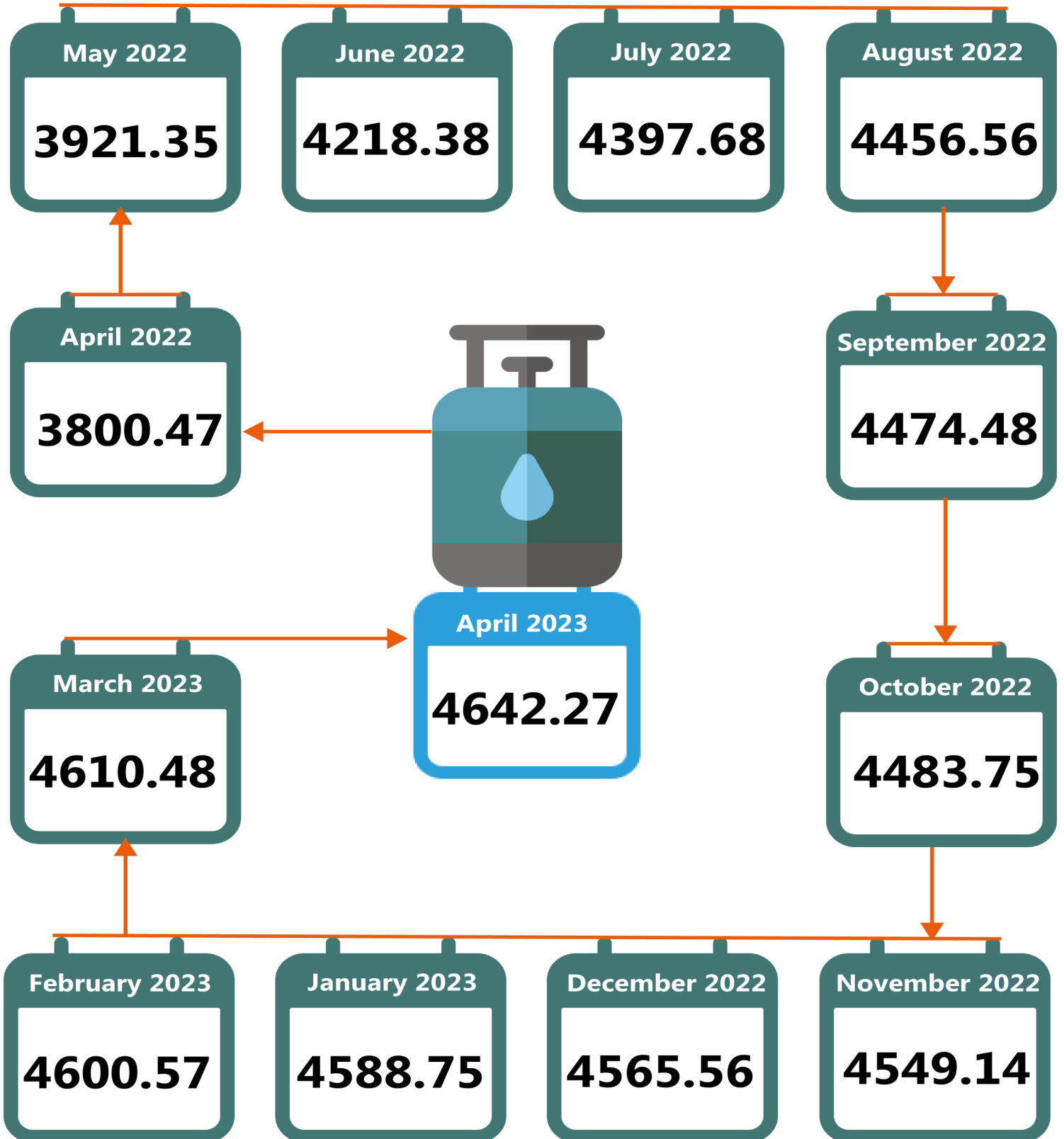
LIQUEFIED PETROLEUM GAS (COOKING GAS) PRICE WATCH - APRIL 2023

Average Cooking Gas Prices Across Zones – 5KG Refilling



LIQUEFIED PETROLEUM GAS (COOKING GAS) PRICE WATCH - APRIL 2023

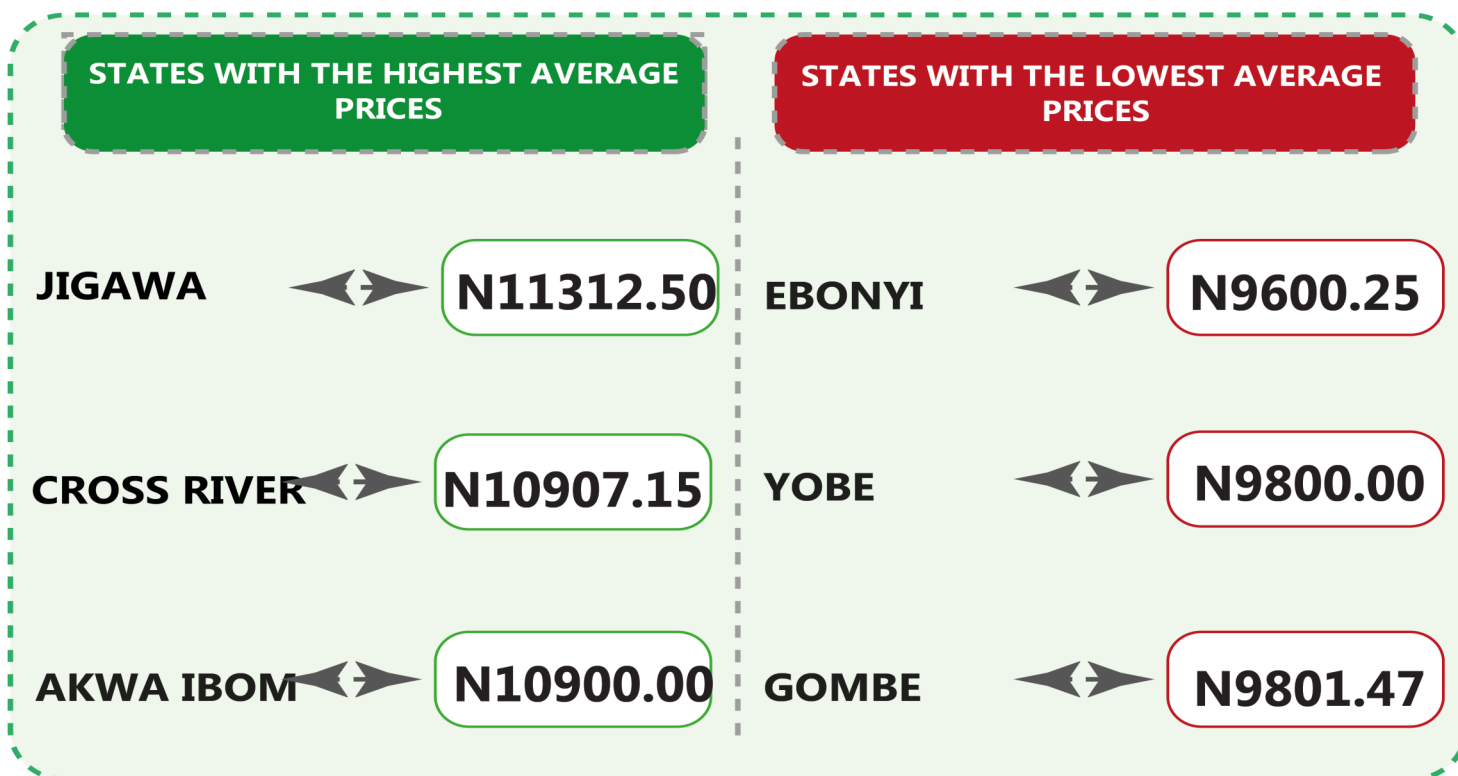

12 Month Average Prices– 5KG Refilling



LIQUEFIED PETROLEUM GAS (COOKING GAS)

PRICE WATCH - APRIL 2023

Average Cooking Gas Prices Across States – 12.5KG Refilling



LIQUEFIED PETROLEUM GAS (COOKING GAS)

PRICE WATCH - APRIL 2023

Average Cooking Gas Prices Across Zones – 12.5KG Refilling



N10,306.31

NORTH CENTRAL

N10,409.16

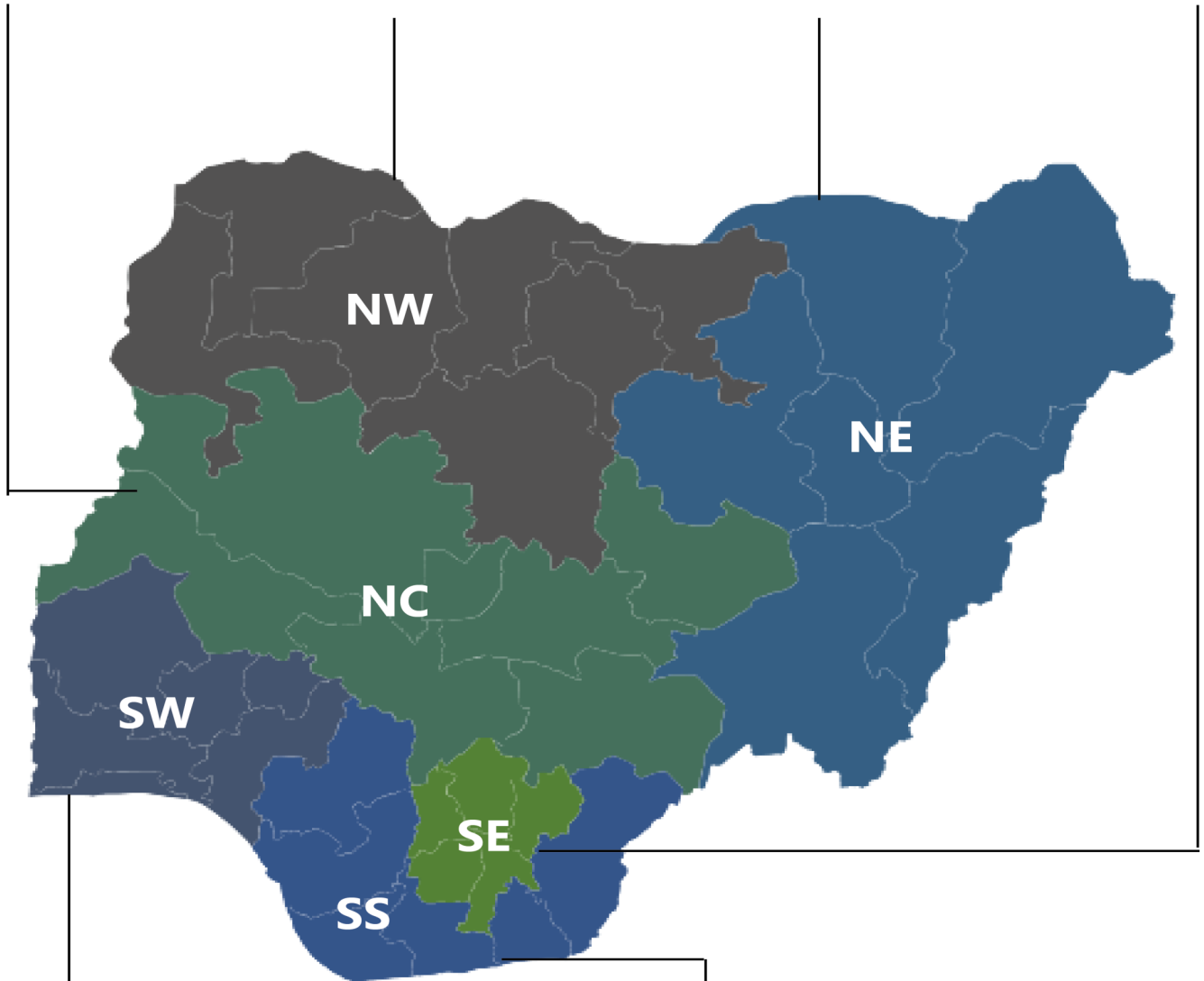
NORTH WEST

N9,921.94

NORTH EAST

N10,318.11

SOUTH EAST



N10,376.18

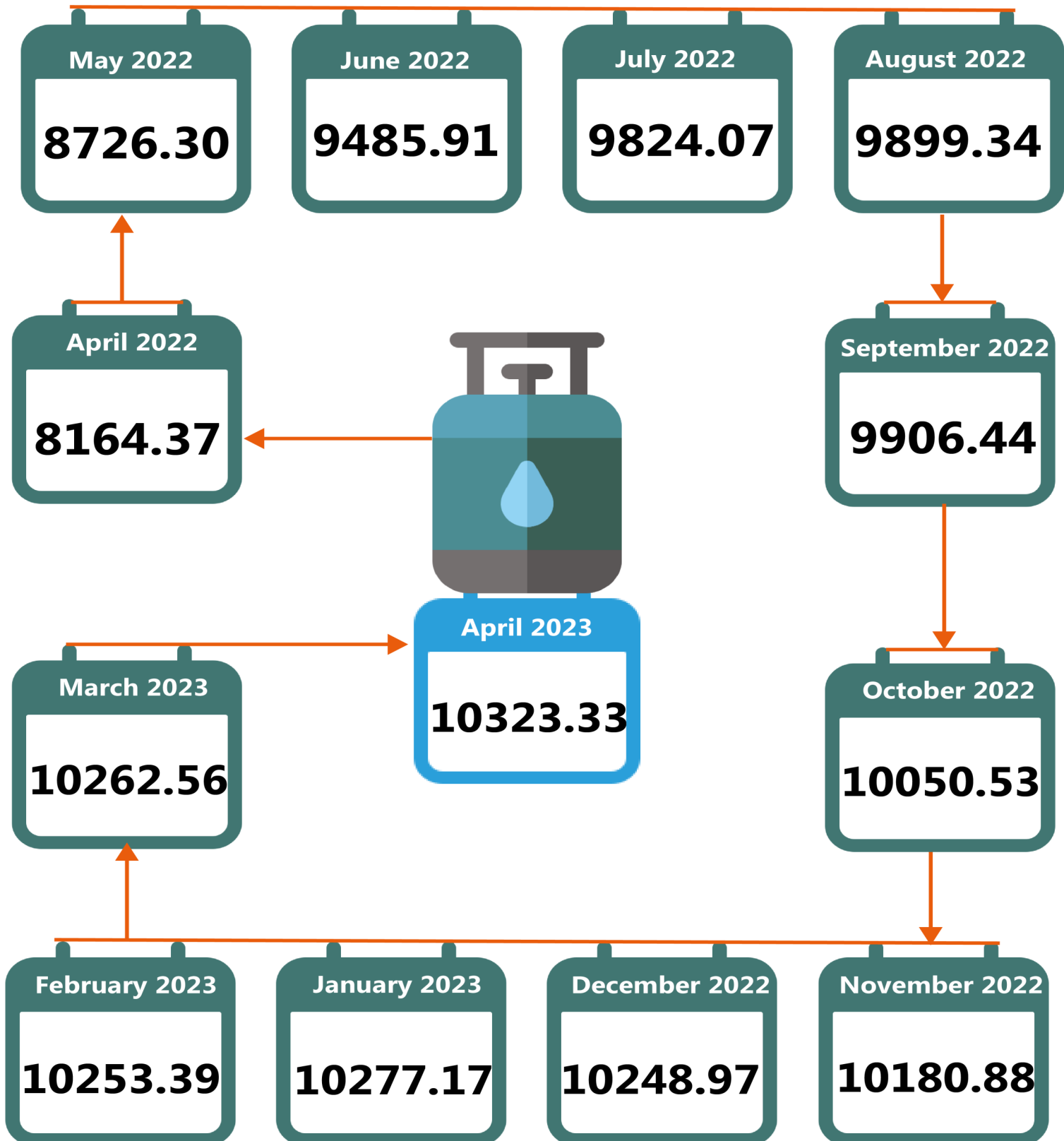
SOUTH WEST

N10,595.96

SOUTH SOUTH

LIQUEFIED PETROLEUM GAS (COOKING GAS) PRICE WATCH - APRIL 2023

12 Month Average Prices – 12.5KG Refilling



METHODOLOGY

Fieldwork is done solely by over 700 NBS Staff in all the States of the federation, supported by supervisors whom internal and external observers monitor.

Gas Prices are collected across all the 774 local governments across all States and the FCT from over 10,000 respondents and outlets and the estimates reflect the weights derived from estimates of household expenditures on gas and the actual prices households bought different KG of gases.

The average prices are reported for each state and the country.

The NBS audit team subsequently conducts randomly selected verification of prices recorded.

APPENDIX

5KG

	Average of Apr- 22	Average of Mar- 23	Average of Apr- 23	MoM	YoY
NORTH CENTRAL	3,835.83	4,872.20	4,893.67	0.44	27.58
Abuja	3,990.00	4,940.00	4,965.15	0.51	24.44
Benue	3,900.00	4,870.00	4,900.00	0.62	25.64
Kogi	3,775.00	4,862.50	4,900.12	0.77	29.80
Kwara	3,930.00	4,962.87	5,000.00	0.75	27.23
Nasarawa	3,333.33	4,675.00	4,680.25	0.11	40.41
Niger	4,147.50	4,907.51	4,910.00	0.05	18.38
Plateau	3,775.00	4,887.52	4,900.15	0.26	29.81
NORTH EAST	3,816.08	4,614.67	4,641.87	0.59	21.64
Adamawa	4,220.00	4,915.00	4,950.25	0.72	17.30
Bauchi	3,600.00	4,511.60	4,520.15	0.19	25.56
Borno	4,057.14	4,584.30	4,580.35	-0.09	12.90
Gombe	4,337.50	4,680.10	4,750.15	1.50	9.51
Taraba	3,750.00	4,600.00	4,650.15	1.09	24.00
Yobe	2,931.83	4,397.00	4,400.15	0.07	50.08
NORTH WEST	3,572.38	4,651.93	4,693.76	0.90	31.39
Jigawa	3,766.67	4,741.65	4,750.25	0.18	26.11
Kaduna	3,950.00	4,865.10	4,960.80	1.97	25.59
Kano	3,490.00	4,675.10	4,699.98	0.53	34.67
Katsina	3,950.00	4,454.30	4,435.00	-0.43	12.28
Kebbi	3,600.00	4,650.00	4,660.30	0.22	29.45
Sokoto	3,000.00	4,291.67	4,450.00	3.69	48.33
Zamfara	3,250.00	4,885.72	4,900.00	0.29	50.77
SOUTH EAST	4,041.39	4,441.55	4,461.65	0.45	10.40
Abia	4,177.78	4,220.15	4,259.43	0.93	1.95
Anambra	3,863.33	4,232.75	4,256.14	0.55	10.17
Ebonyi	3,912.50	4,690.00	4,700.00	0.21	20.13
Enugu	4,140.00	4,242.11	4,252.51	0.25	2.72
Imo	4,113.33	4,822.75	4,840.15	0.36	17.67
SOUTH SOUTH	3,896.59	4,461.32	4,520.23	1.32	16.00
Akwa Ibom	3,575.00	4,375.00	4,437.50	1.43	24.13
Bayelsa	4,250.00	4,681.45	4,812.50	2.80	13.24
Cross River	3,892.86	4,677.15	4,711.11	0.73	21.02
Delta	3,758.67	4,331.30	4,410.10	1.82	17.33
Edo	4,100.00	4,498.58	4,500.15	0.03	9.76
Rivers	3,803.00	4,204.45	4,250.00	1.08	11.75
SOUTH WEST	3,712.82	4,542.52	4,561.89	0.43	22.87
Ekiti	3,996.15	4,423.60	4,430.25	0.15	10.86
Lagos	3,982.35	4,884.13	4,900.00	0.32	23.04
Ogun	3,500.00	4,380.78	4,400.00	0.44	25.71
Ondo	3,528.57	4,399.65	4,400.15	0.01	24.70
Osun	3,637.50	4,399.10	4,440.91	0.95	22.09
Oyo	3,632.35	4,767.87	4,800.00	0.67	32.15
Average	3,800.47	4,610.48	4,642.27	0.69	22.15

12.5KG

	Average of Apr-22	Average of Mar-23	Average of Apr-23	MoM	YoY
NORTH CENTRAL	8,183.38	10,192.43	10,306.31	1.12	25.94
Abuja	8,448.00	10,225.20	10,280.00	0.54	21.69
Benue	8,200.00	10,375.15	10,763.15	3.74	31.26
Kogi	7,994.44	9,925.15	10,055.37	1.31	25.78
Kwara	8,325.00	10,434.72	10,495.27	0.58	26.07
Nasarawa	7,975.00	10,042.87	10,129.33	0.86	27.01
Niger	7,916.25	10,125.15	10,170.88	0.45	28.48
Plateau	8,425.00	10,218.76	10,250.15	0.31	21.66
NORTH EAST	7,559.43	9,808.50	9,921.94	1.16	31.25
Adamawa	8,000.00	9,880.75	9,980.00	1.00	24.75
Bauchi	7,814.69	9,885.32	10,100.00	2.17	29.24
Borno	6,800.00	9,860.15	9,900.00	0.40	45.59
Gombe	8,272.73	9,766.67	9,801.47	0.36	18.48
Taraba	7,850.00	9,858.10	9,950.15	0.93	26.75
Yobe	6,619.18	9,600.00	9,800.00	2.08	48.05
NORTH WEST	8,183.26	10,435.35	10,409.16	-0.25	27.20
Jigawa	8,199.99	11,687.00	11,312.50	-3.20	37.96
Kaduna	8,500.00	10,402.55	10,550.55	1.42	24.12
Kano	7,860.00	10,188.12	10,215.00	0.26	29.96
Katsina	8,350.00	10,219.10	10,259.06	0.39	22.86
Kebbi	7,980.00	10,210.00	10,250.00	0.39	28.45
Sokoto	8,000.00	10,390.00	10,400.00	0.10	30.00
Zamfara	8,392.86	9,950.70	9,877.03	-0.74	17.68
SOUTH EAST	8,240.32	10,271.07	10,318.11	0.46	25.21
Abia	7,949.54	10,590.55	10,600.00	0.09	33.34
Anambra	8,609.00	10,768.80	10,790.00	0.20	25.33
Ebonyi	7,710.55	9,500.00	9,600.25	1.06	24.51
Enugu	8,582.50	10,270.85	10,369.23	0.96	20.82
Imo	8,350.00	10,225.15	10,231.05	0.06	22.53
SOUTH SOUTH	8,252.90	10,507.72	10,595.96	0.84	28.39
Akwa Ibom	7,865.00	10,880.20	10,900.00	0.18	38.59
Bayelsa	8,916.67	10,692.86	10,700.15	0.07	20.00
Cross River	7,935.71	10,810.65	10,907.15	0.89	37.44
Delta	8,386.67	10,046.88	10,437.50	3.89	24.45
Edo	8,190.59	10,260.15	10,311.55	0.50	25.90
Rivers	8,222.78	10,355.57	10,319.39	-0.35	25.50
SOUTH WEST	8,573.28	10,344.59	10,376.18	0.31	21.03
Ekiti	8,682.14	10,521.12	10,573.47	0.50	21.78
Lagos	8,278.13	9,950.59	9,965.37	0.15	20.38
Ogun	8,766.67	10,383.20	10,554.02	1.65	20.39
Ondo	8,558.93	10,369.64	10,260.48	-1.05	19.88
Osun	8,222.92	10,226.92	10,233.72	0.07	24.45
Oyo	8,930.88	10,616.08	10,670.00	0.51	19.47
Average	8,164.37	10,262.56	10,323.33	0.59	26.44

CONTACT



National Bureau of Statistics

Head Office

Plot 762 Independence Avenue,
Central Business District, Garki
Abuja.

Mr. Wakili I.N.D.

Information Desk

Head, Communication & Public
Relations Department (C&PRD)
Phone: +2348059170806
idwakili@nigerianstat.gov.ng

Moses Mathew

Statistical Information Officer

Phone: +2347069071157
matmoses@nigerianstat.gov.ng

Nuhu Joseph Waney II

Chief of Protocol

Phone: +2348037020063
jwnuhu@nigerianstat.gov.ng



@nbs_nigeria



NBSNigeria



Nbs_nigeria

