



NATIONAL BUREAU OF STATISTICS

Nigeria Electricity Report : Energy Billed, Revenue Generated And Customers By DISCOS

(Q3 & Q4 2022)

Report Date: April 2023

Data Source: National Bureau of Statistics (NBS)



CONTENT

Executive Summary3

DISCOS Infographics5

Methodology29

Appendix30

Contact31



EXECUTIVE SUMMARY

The total customer numbers in Q3 2022 stood at 10.94 million from 10.81 million in Q2 2022, showing a rise of 1.20%. On a year-on-year basis, customer numbers in Q3 2022 declined by 1.19% from Q3 2021 (11.07 million). In Q3 2022, metered customers stood at 5.02 million from 4.96 million in Q2 2022, indicating a 1.33% increase. However, on a year-on-year basis, this grew by 5.71% from the figure reported in Q3 2021 which was 4.75 million.

Similarly, estimated customers stood at 5.91 million in Q3 2022, higher by 1.09% from 5.85 million in Q2 2022. On a year-on-year basis, estimated customers declined by 6.38% in Q3 2022 from 6.32 million in Q3 2021. Revenue collected by the DISCOs during the period stood at N202.62 billion in Q3 2022 from N188.41 billion in Q2 2022, showing a rise of 7.54%. On a year-on-year basis, revenue generated rose by 5.56% from N191.95 billion in Q3 2021. Electricity supply in Q3 2022 stood at 5,024 (Gwh) from 5,227 (Gwh) in the previous quarter. On a year-on-year basis, electricity supply declined by 8.53% compared to 5,493 (Gwh) reported in Q3 2021.

In addition, the total customer numbers in Q4 2022 stood at 11.06 million from 10.94 million in Q3 2022, showing an increase of 1.10%. On a year-on-year basis, customer numbers in Q4 2022 rose by 5.17% from Q4 2021 (10.51 million). Metered customers during the period stood at 5.13 million from 5.02 million in Q3 2022, indicating a 2.00% growth rate. Nevertheless, on a year-on-year basis, this grew by 7.37% from 4.77 million in Q4 2021.

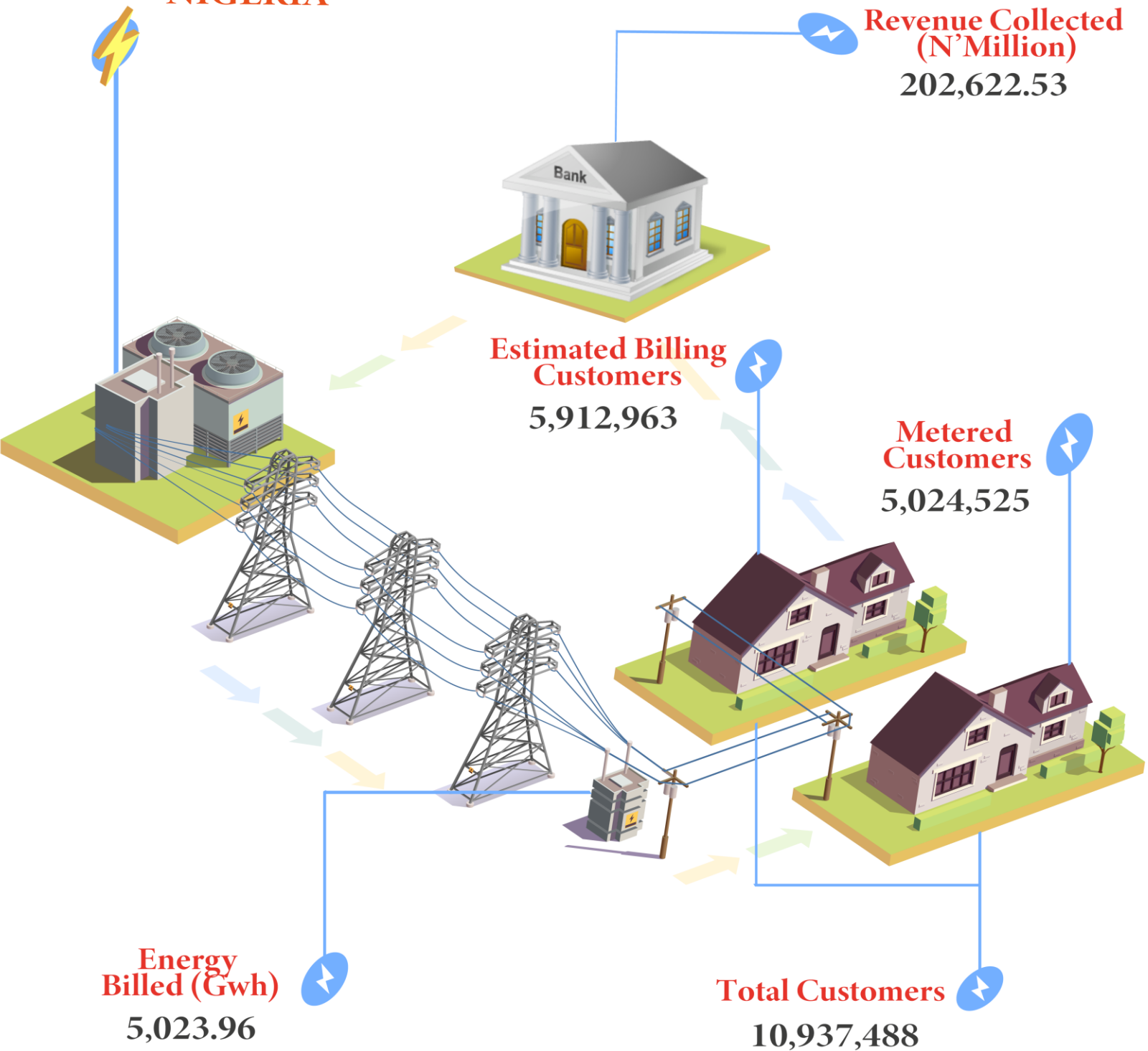
The number of estimated customers was 5.93 million in Q4 2022, higher by 0.34% from the 5.91 million reported in Q3 2022. On a year-on-year basis, this rose by 3.34% in Q4 2022 from the figure reported in Q4 2021. In terms of revenue, N232.32 billion was generated by the DISCOs in Q4 2022 compared to N202.62 billion in Q3 2022. On a year-on-year basis, revenue collected rose by 16.02% from N200.23 billion in Q4 2021. Electricity supply in Q4 2022 stood at 5,611 (Gwh) from 5,024 (Gwh) in Q3 2022, showing a rise of 11.68%. On a year-on-year basis, electricity supply declined by 3.48% compared to Q4 2021.

NIGERIA ELECTRICITY REPORT

– Q3 2022



NIGERIA



NIGERIA ELECTRICITY REPORT

– Q3 2022



ABUJA (AEDC)

**Revenue Collected
(N' Million)**

31,516.00

**Estimated Billing
Customers**

523,815

**Metered
Customers**

726,748

**Energy
Billed (Gwh)**

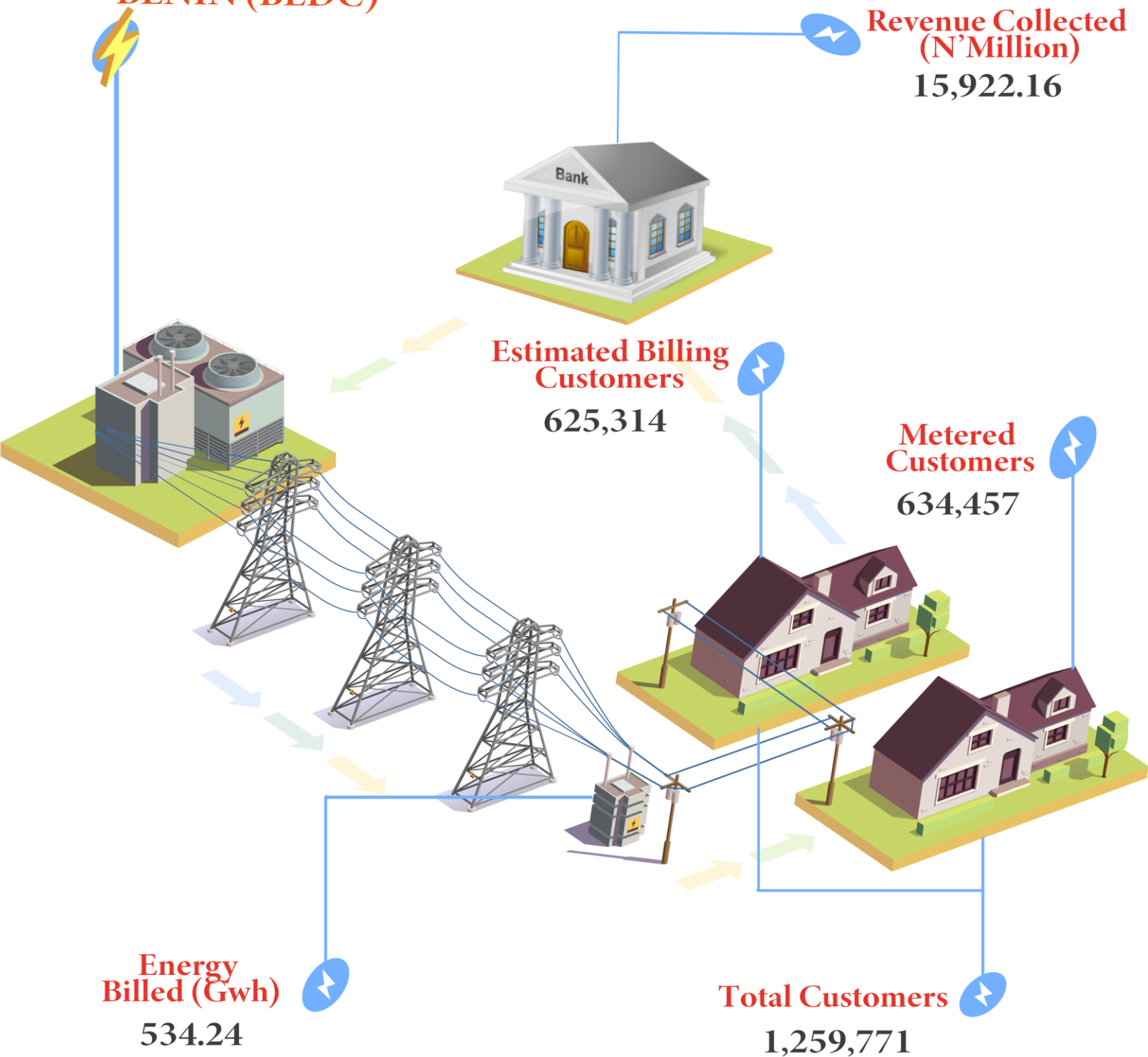
646.00


Total Customers

1,250,563

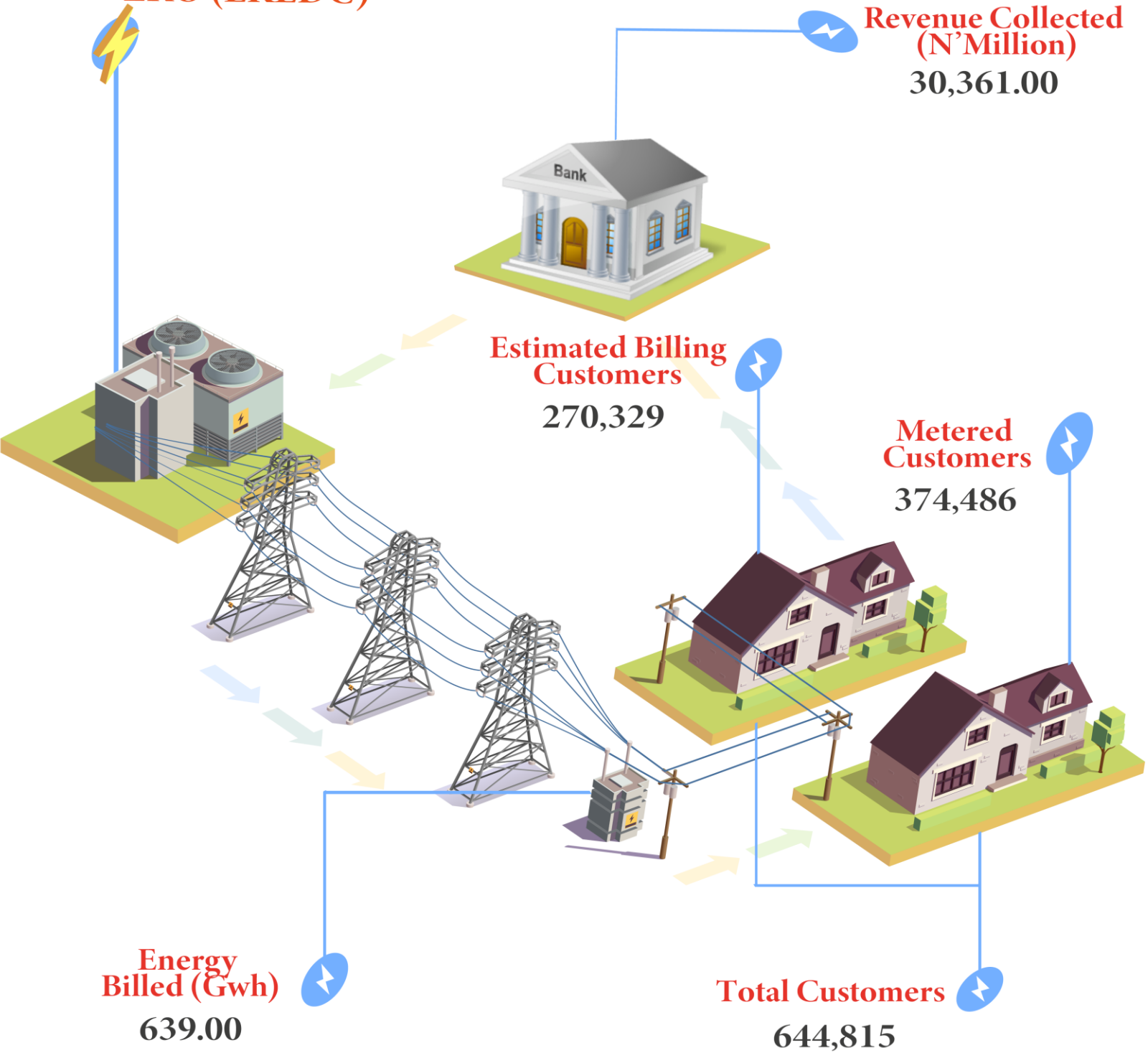



BENIN (BEDC)



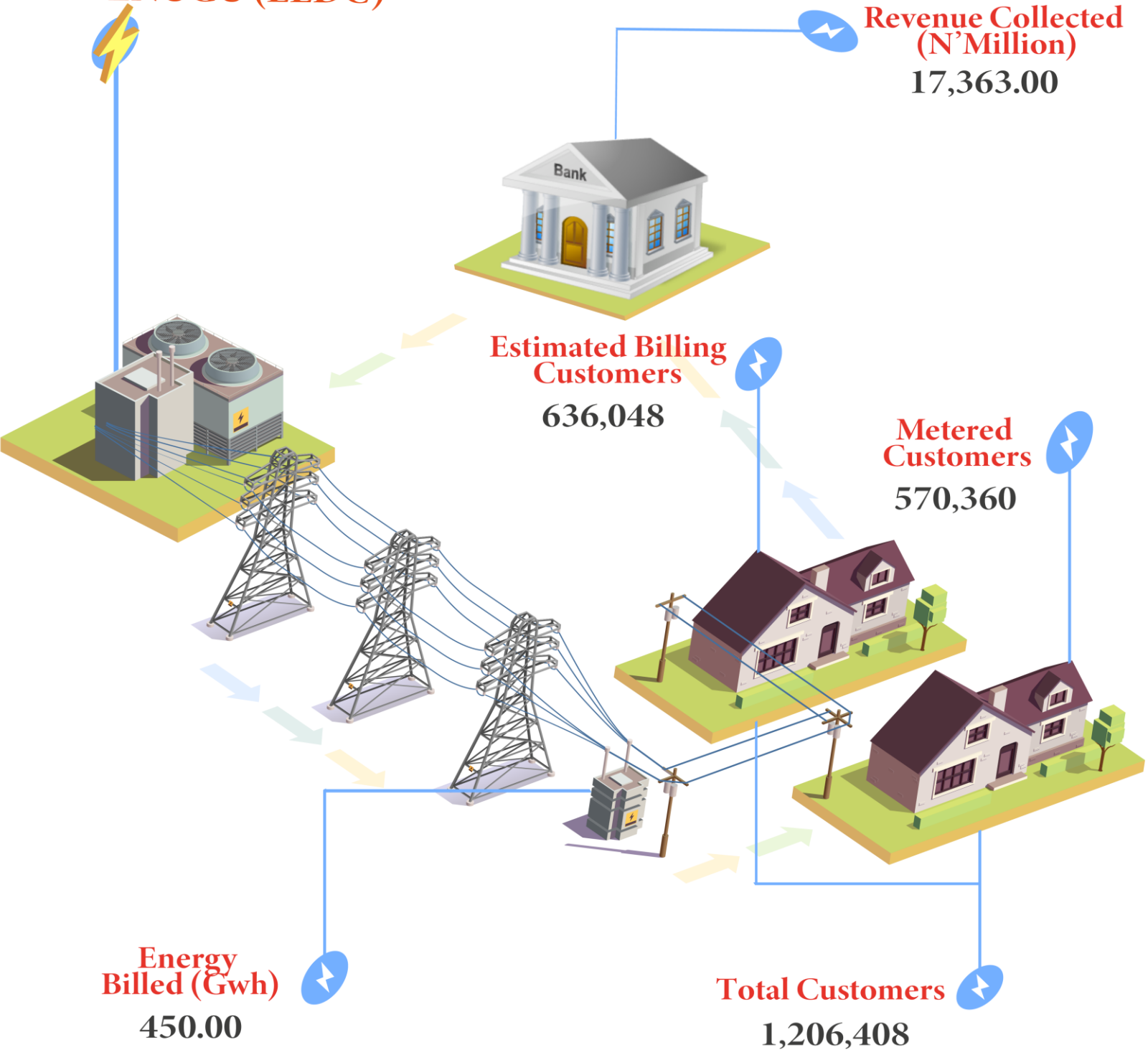


EKO (EKEDC)



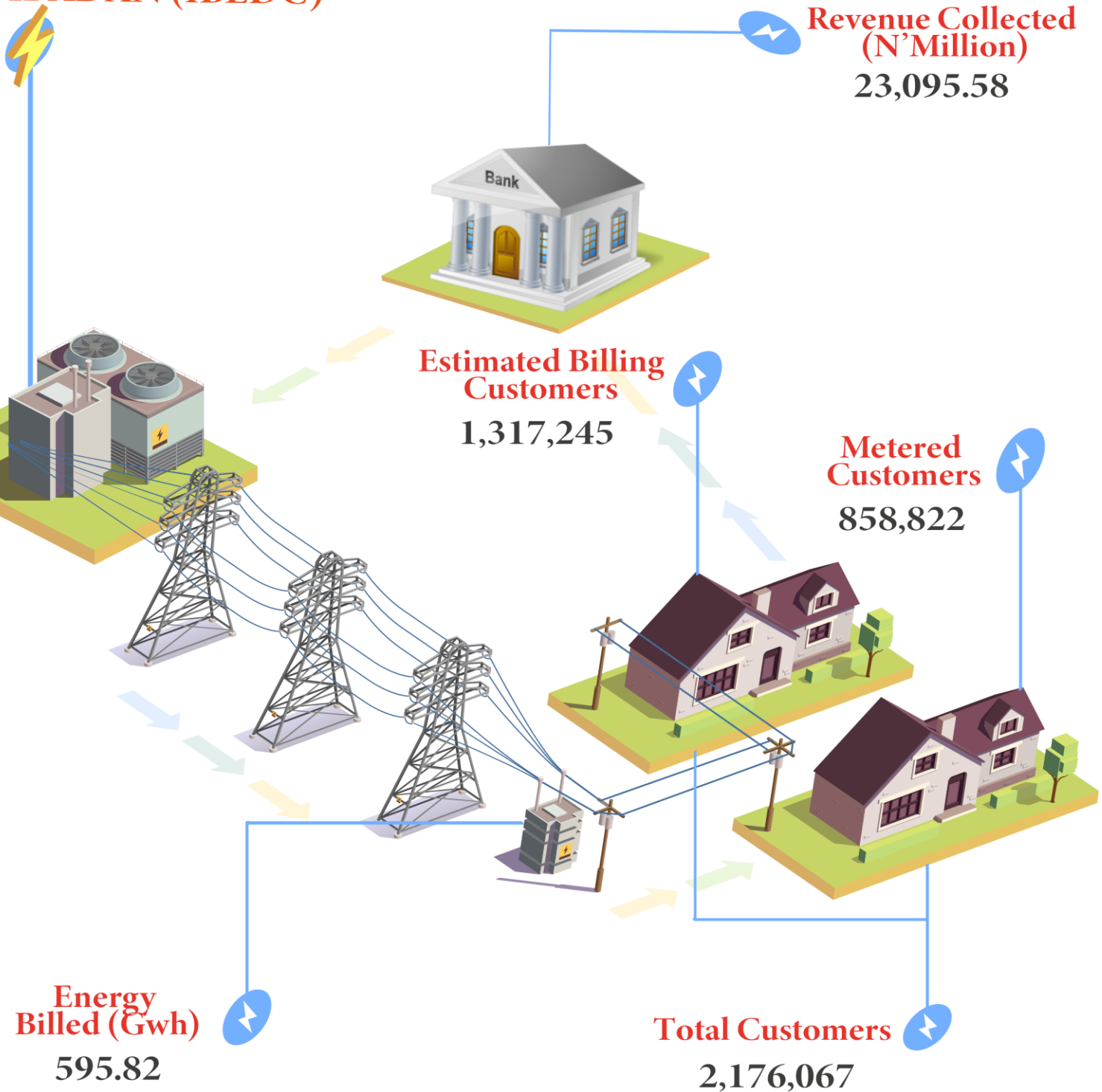



ENUGU (EEDC)





IBADAN (IBEDC)





IKEJA (IEDC)

**Revenue Collected
(N' Million)**
40,558.47

**Estimated Billing
Customers**
297,457

**Metered
Customers**
717,014

**Energy
Billed (Gwh)**
826.63

Total Customers
1,014,471



JOS (JEDC)

**Revenue Collected
(N' Million)**

7,504.30

**Estimated Billing
Customers**

477,475

**Metered
Customers**

221,980

**Energy
Billed (Gwh)**

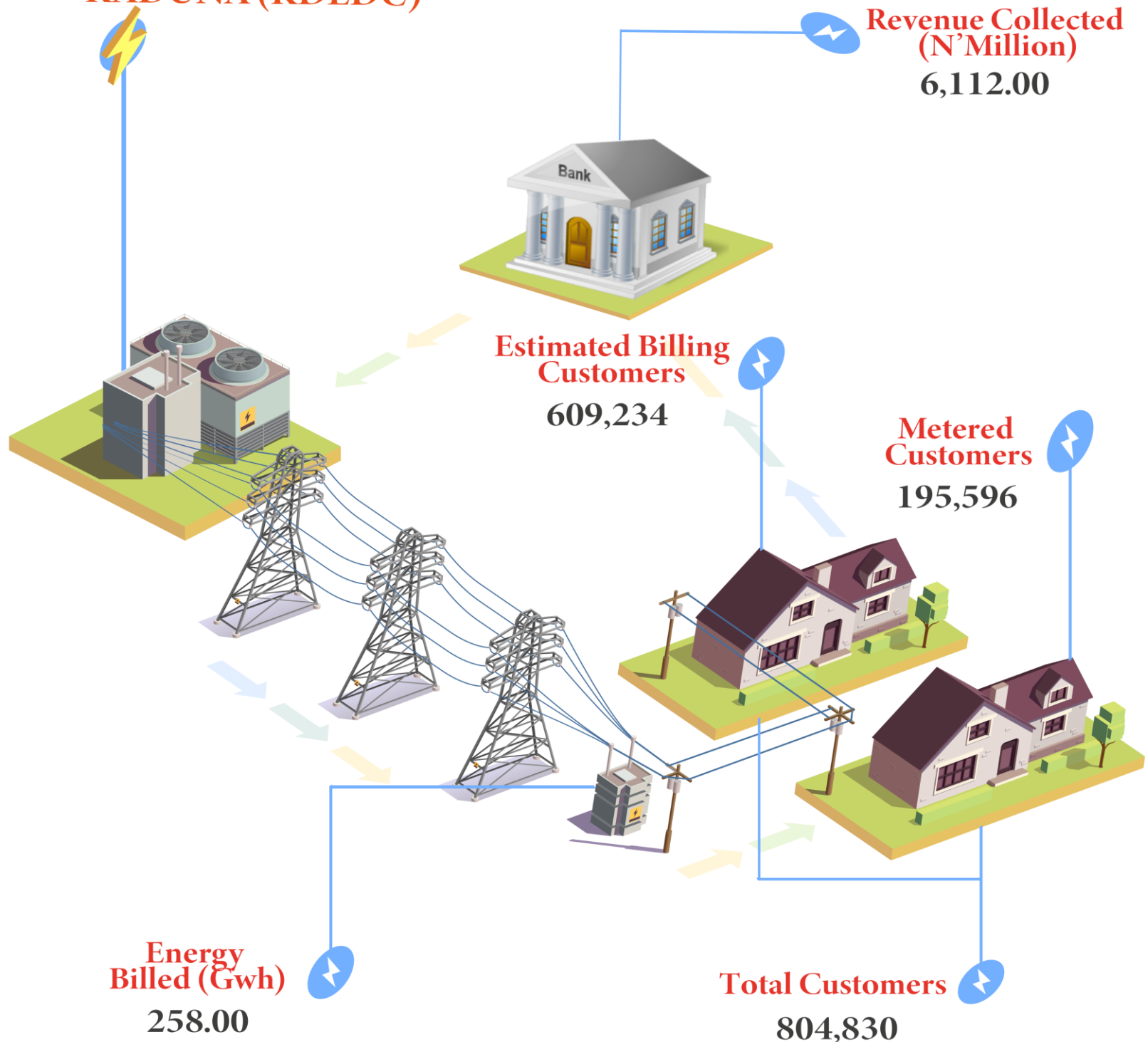
258.16

Total Customers

699,455

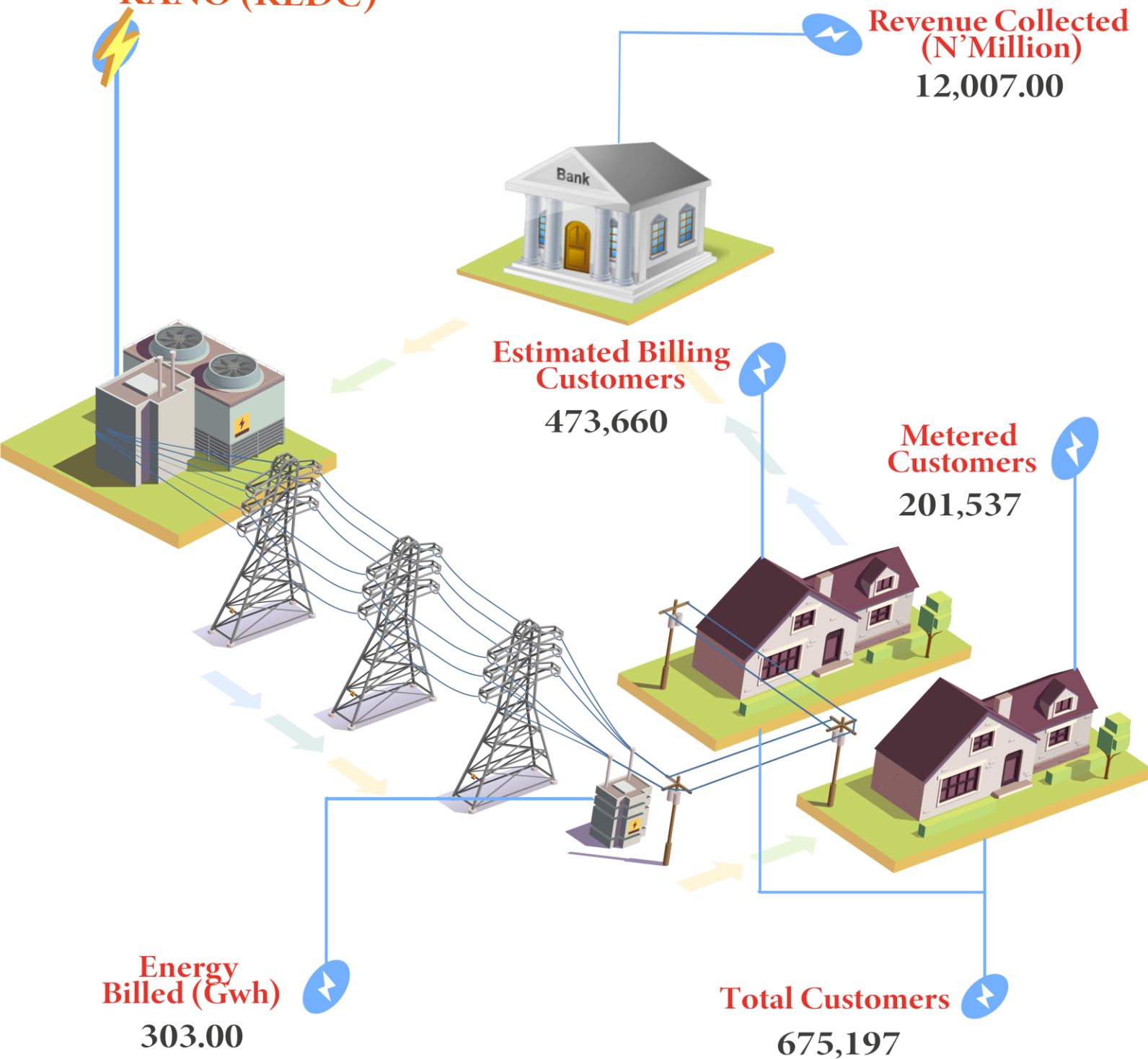



KADUNA (KDEDC)



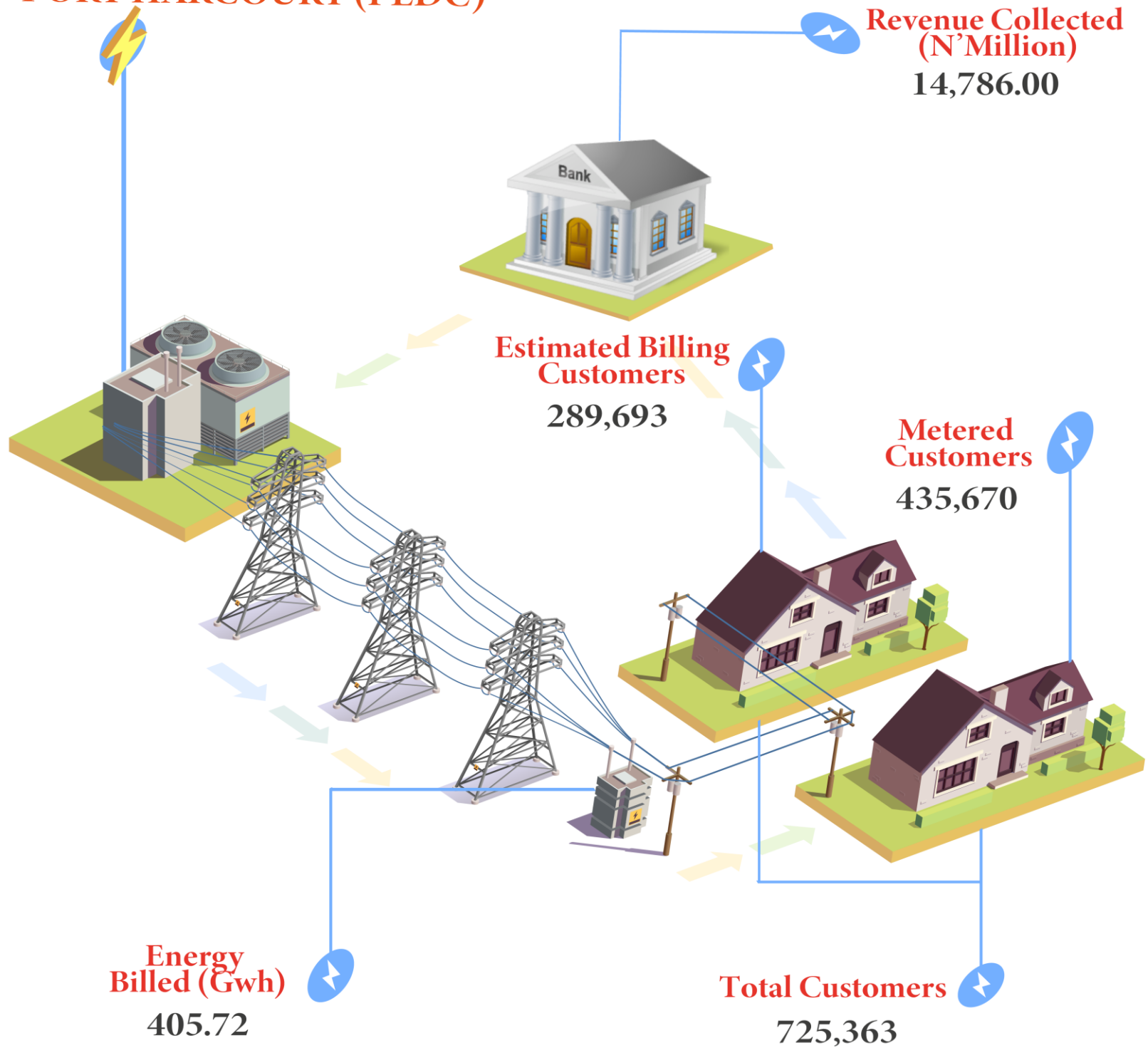


KANO (KEDC)



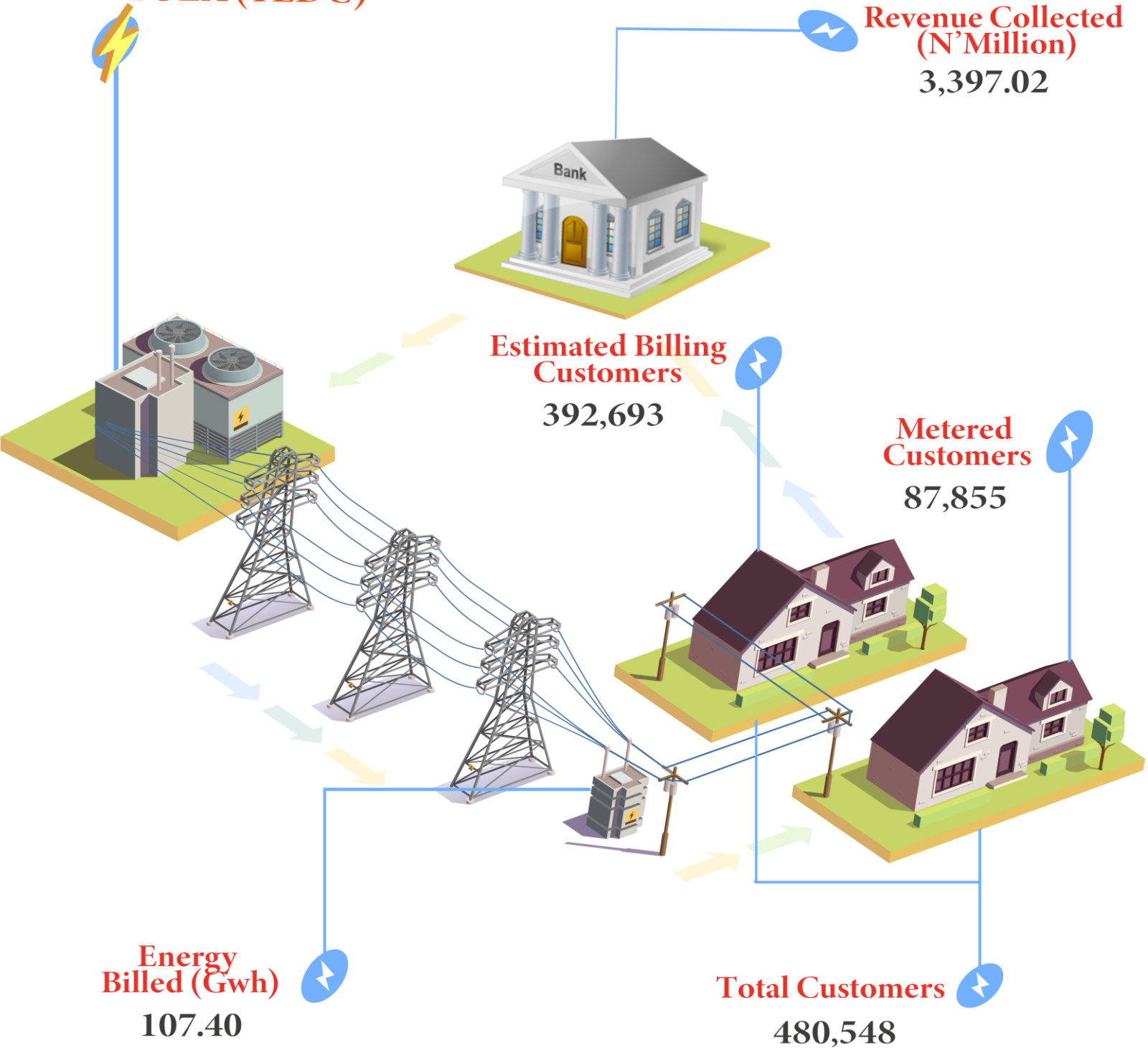


PORT HARCOURT (PEDC)






YOLA (YEDC)

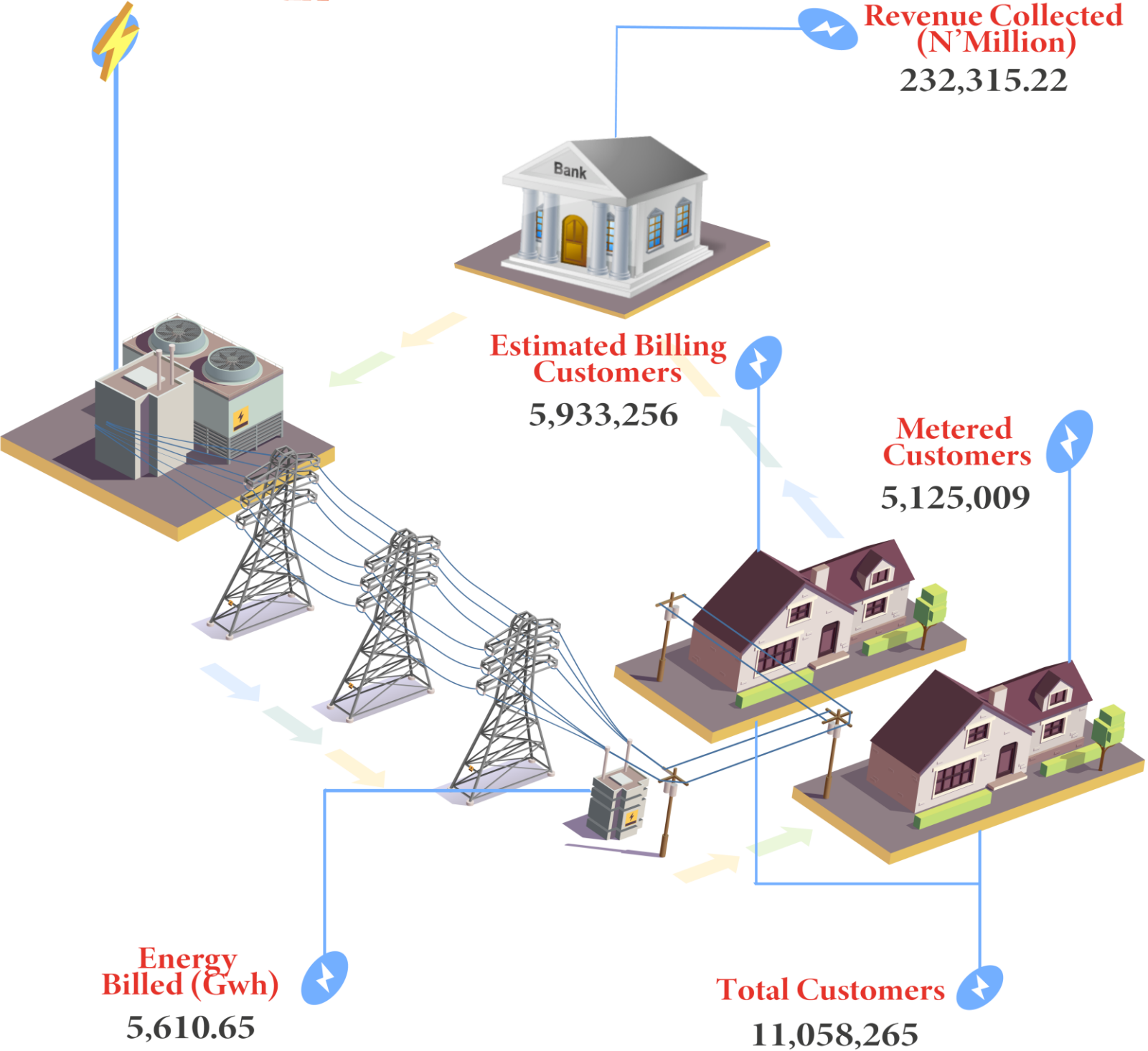


NIGERIA ELECTRICITY REPORT

– Q4 2022



NIGERIA





ABUJA (AEDC)

**Revenue Collected
(N'Million)**

35,264.00

**Estimated Billing
Customers**

533,244

**Metered
Customers**


757,733

**Energy
Billed (Gwh)**

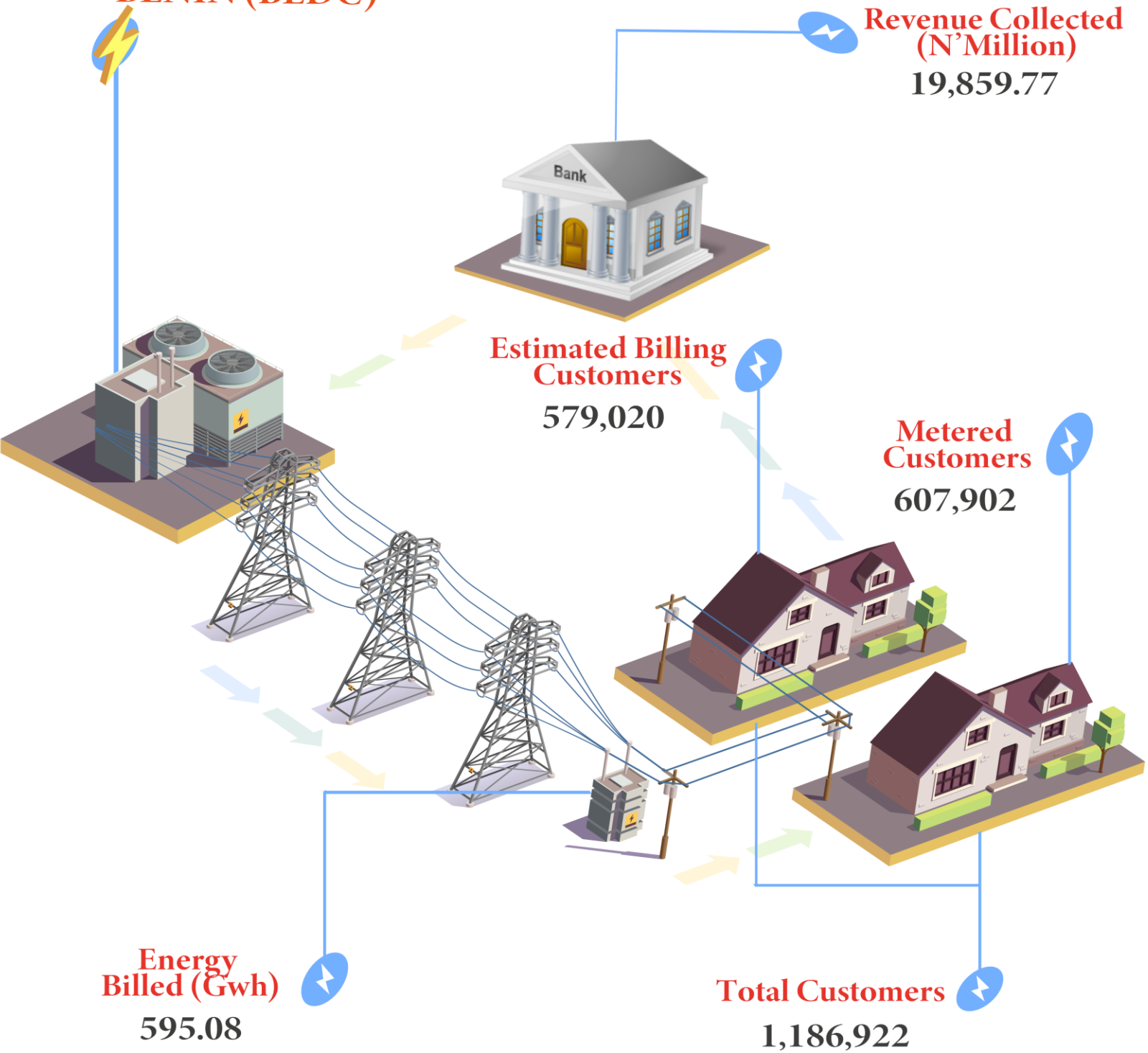
745.00

Total Customers

1,290,977

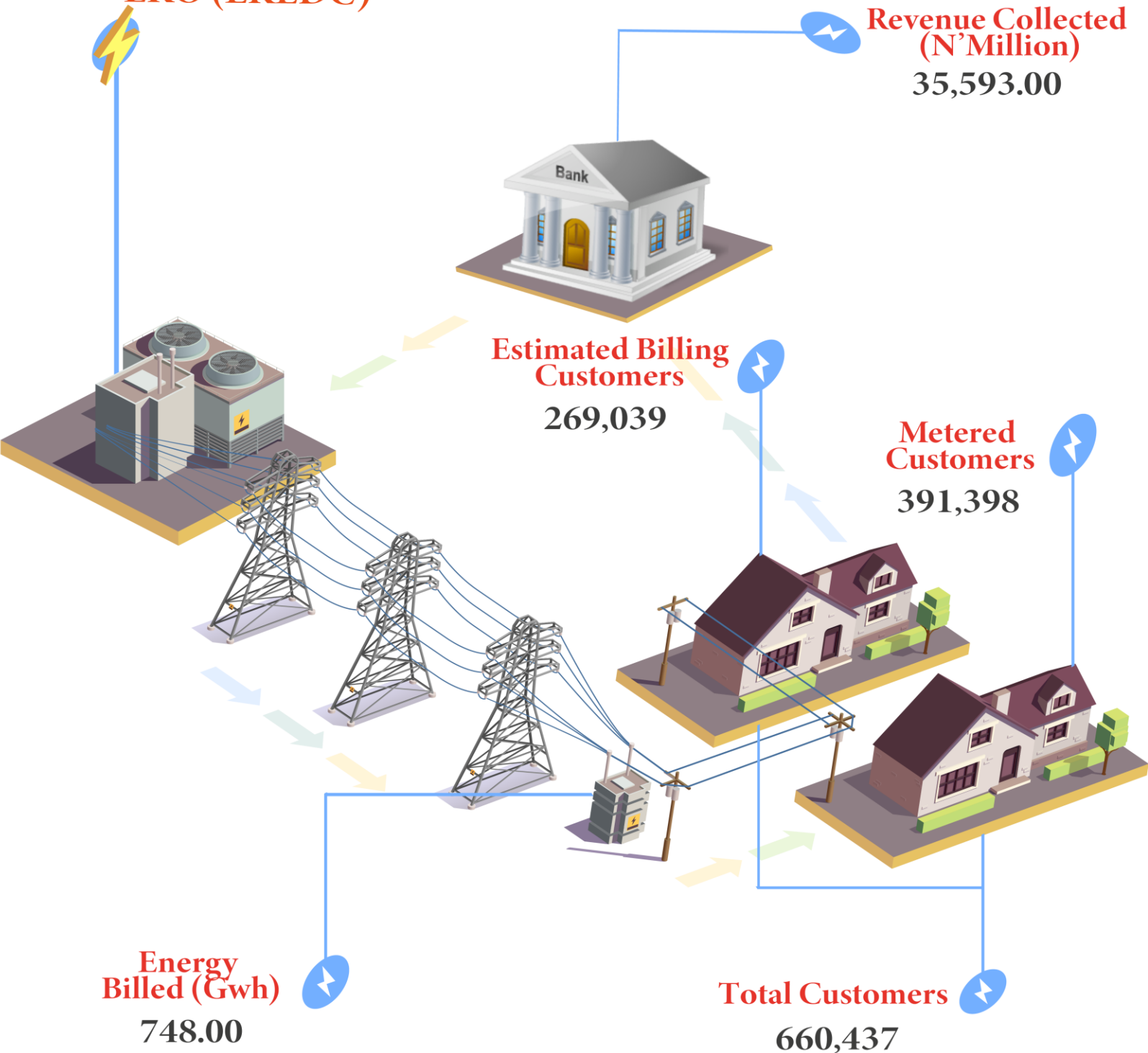



BENIN (BEDC)



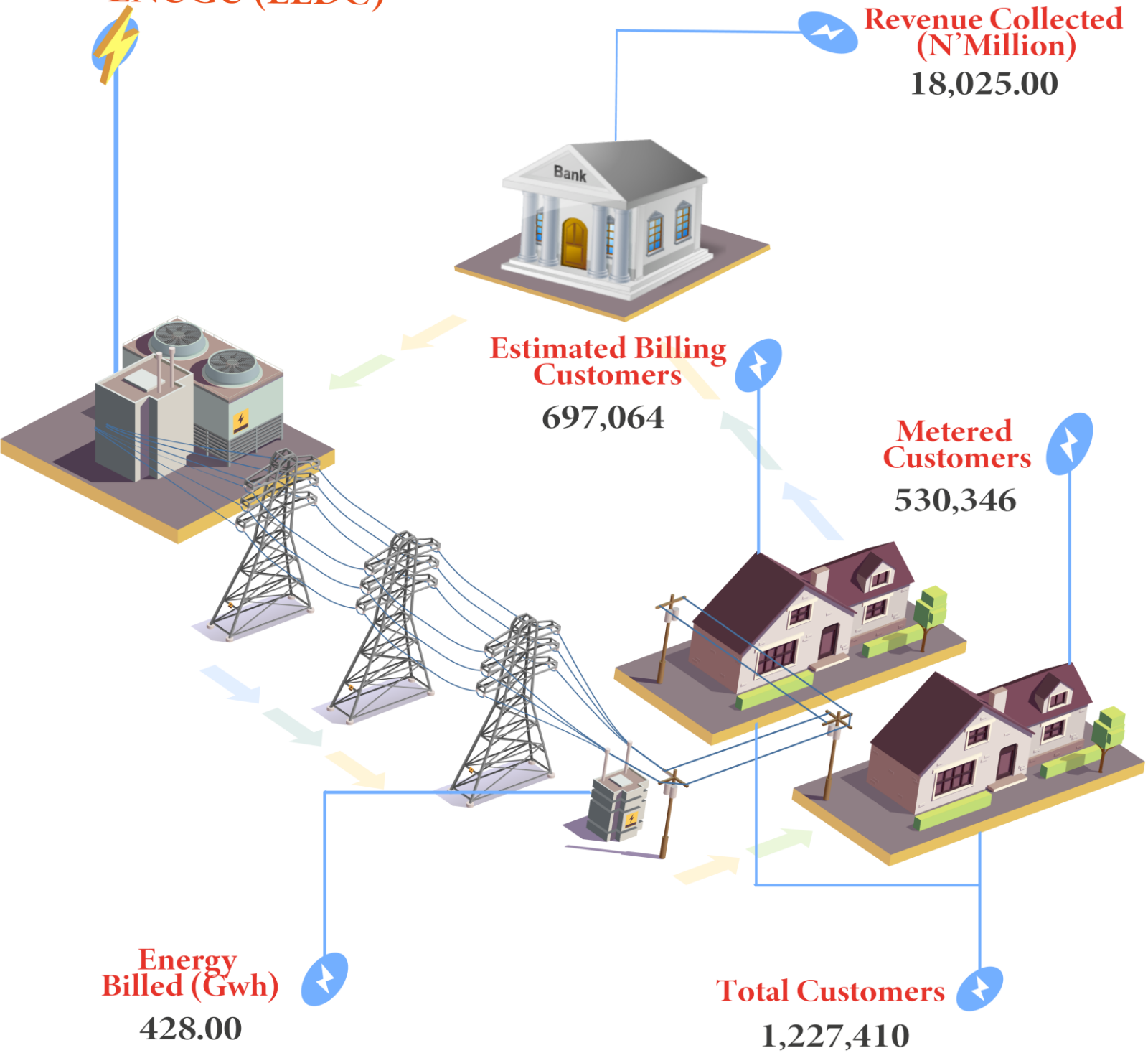


EKO (EKEDC)



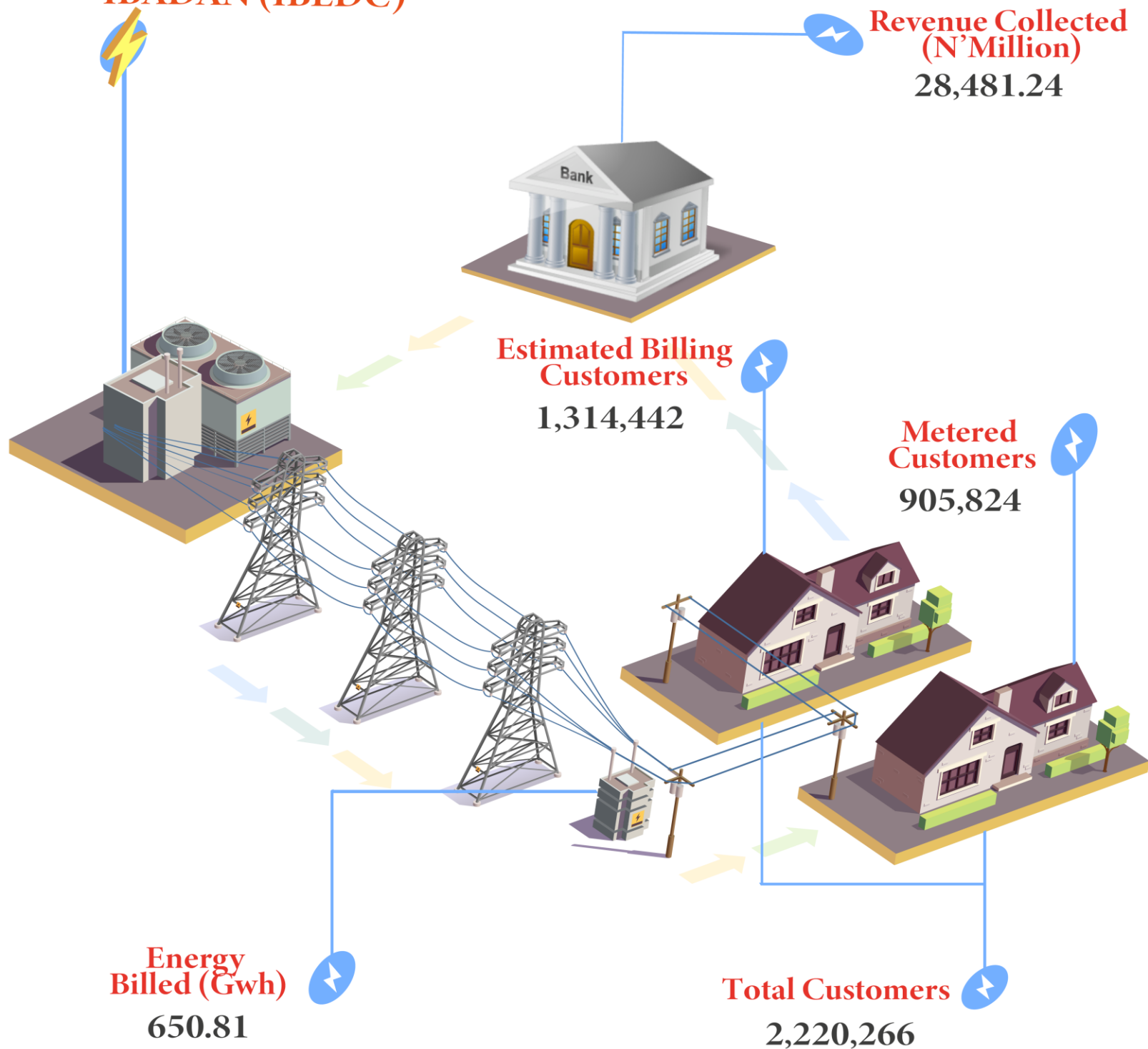



ENUGU (EEDC)





IBADAN (IBEDC)





IKEJA (IEDC)

**Revenue Collected
(N' Million)**

45,625.79

**Estimated Billing
Customers**

282,202

**Metered
Customers**

762,318

**Energy
Billed (Gwh)**

951.83

Total Customers

1,044,520



JOS (JEDC)

**Revenue Collected
(N' Million)**

8,655.69

**Estimated Billing
Customers**

479,344

**Metered
Customers**

225,805

**Energy
Billed (Gwh)**

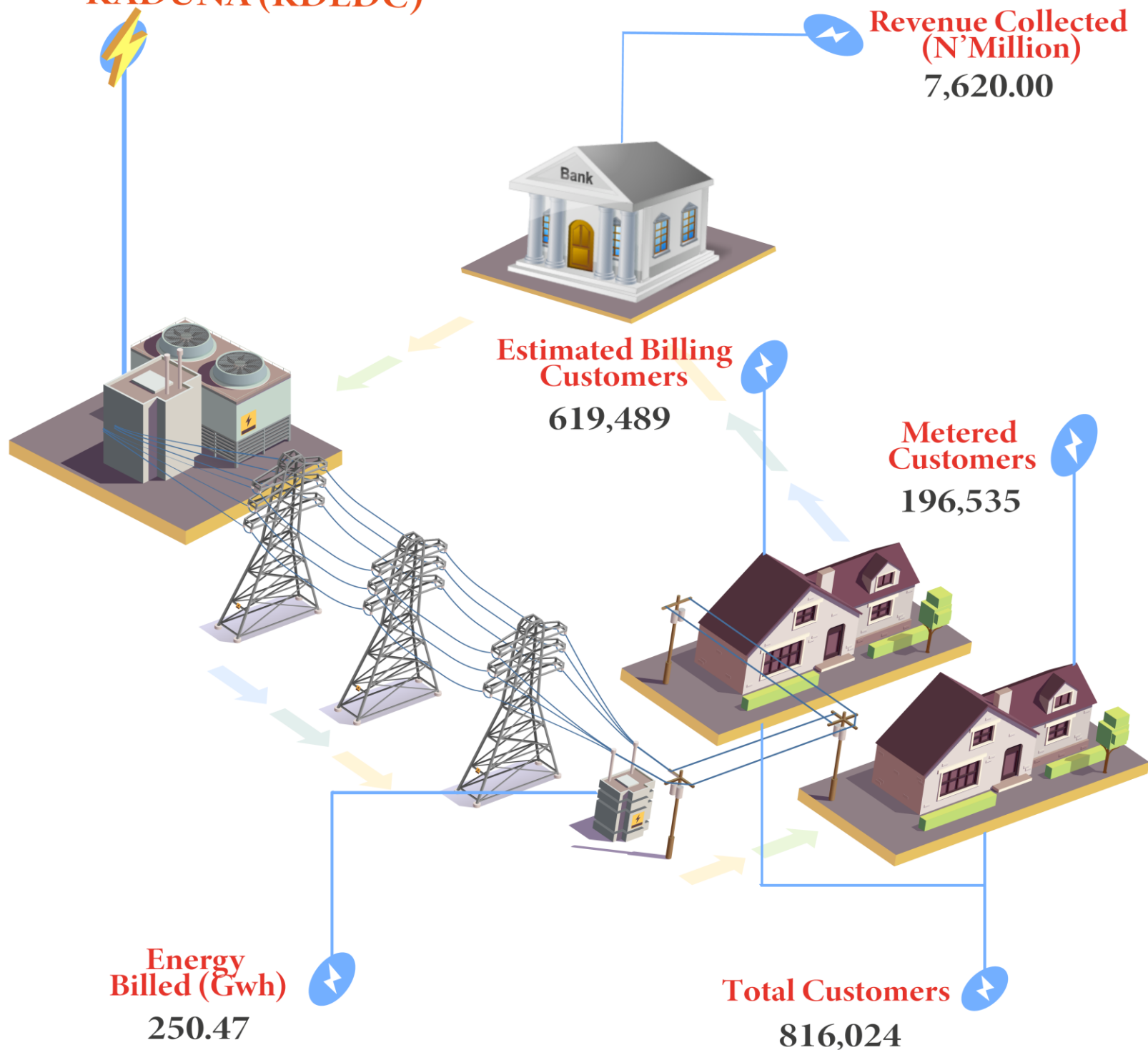
346.45

Total Customers

705,149

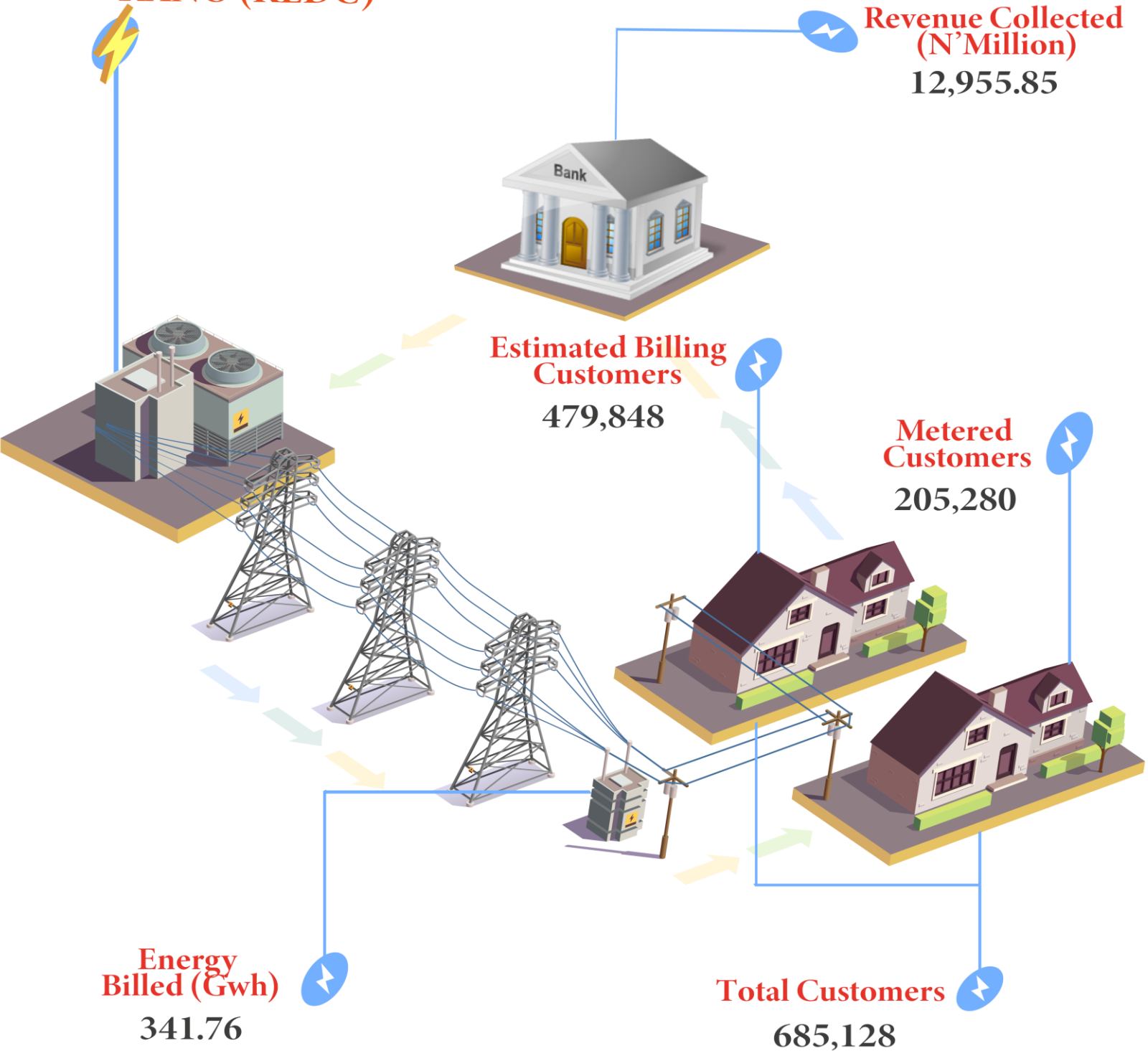


KADUNA (KDEDC)



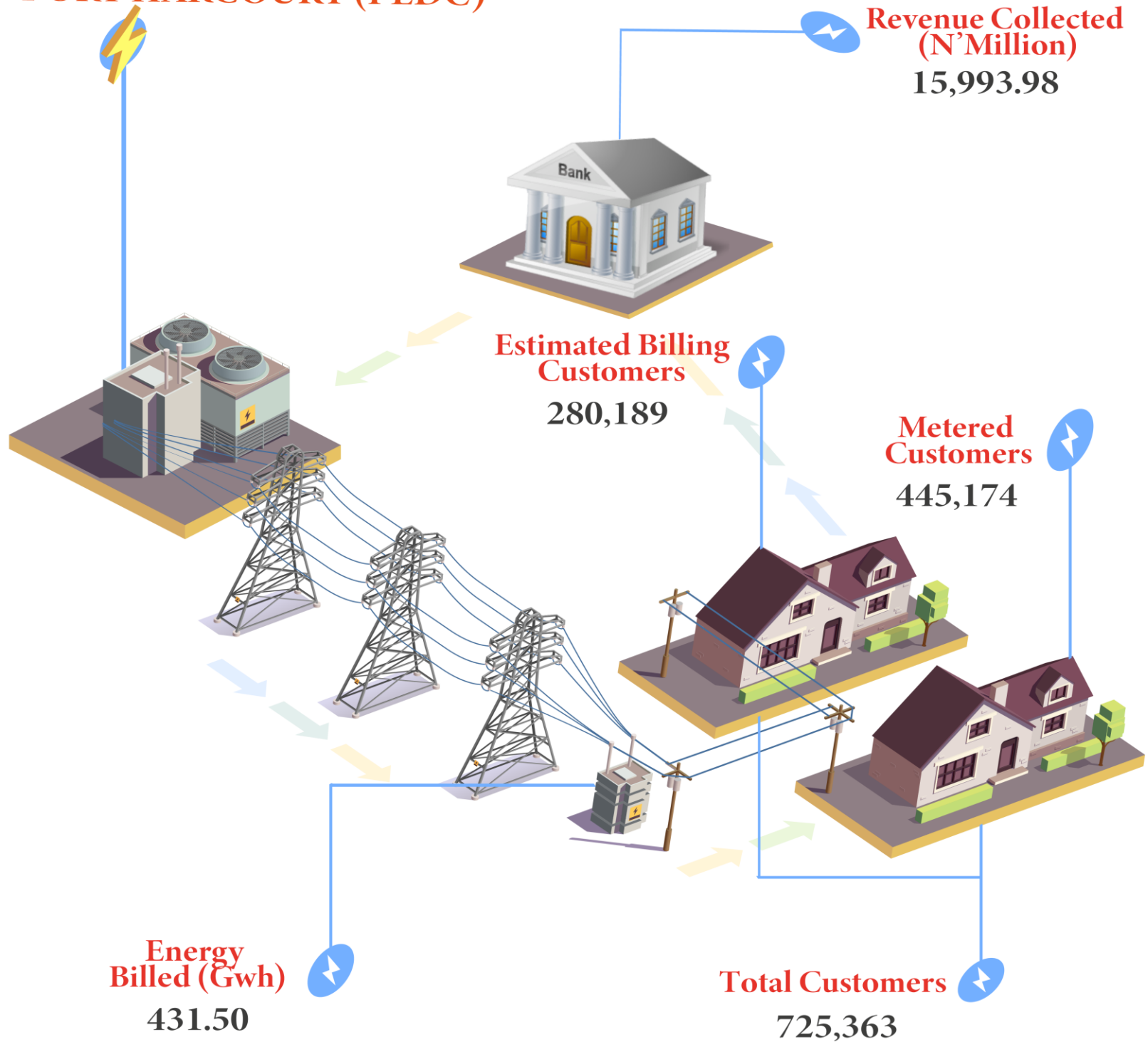


KANO (KEDC)





PORT HARCOURT (PEDC)





YOLA (YEDC)

**Revenue Collected
(N' Million)**

4,240.90

**Estimated Billing
Customers**

399,375

**Metered
Customers**

96,694

**Energy
Billed (Gwh)**

121.75

Total Customers

496,069



METHODOLOGY

Data is provided by the Nigerian Electricity Regulatory Commission (NERC) and verified and validated by the National Bureau of Statistics (NBS)

APPENDIX

TOTAL CUSTOMER NUMBER	Q3	Q4
DISCOS	10,937,488	11,058,265
ABUJA (AEDC)	1,250,563	1,290,977
BENIN (BEDC)	1,259,771	1,186,922
EKO (EKEDC)	644,815	660,437
ENUGU (EEDC)	1,206,408	1,227,410
IBADAN (IBEDC)	2,176,067	2,220,266
IKEJA (IEDC)	1,014,471	1,044,520
JOS (JEDC)	699,455	705,149
KADUNA (KDEDC)	804,830	816,024
KANO (KEDC)	675,197	685,128
PORT HARCOURT (PEDC)	725,363	725,363
YOLA (YEDC)	480,548	496,069

NUMBER OF METERED CUSTOMERS	Q3	Q4
DISCOS	5,024,525	5,125,009
ABUJA (AEDC)	726,748	757,733
BENIN (BEDC)	634,457	607,902
EKO (EKEDC)	374,486	391,398
ENUGU (EEDC)	570,360	530,346
IBADAN (IBEDC)	858,822	905,824
IKEJA (IEDC)	717,014	762,318
JOS (JEDC)	221,980	225,805
KADUNA (KDEDC)	195,596	196,535
KANO (KEDC)	201,537	205,280
PORT HARCOURT (PEDC)	435,670	445,174
YOLA (YEDC)	87,855	96,694

NUMBER OF ESTIMATED CUSTOMERS	Q3	Q4
DISCOS	5,912,963	5,933,256
ABUJA (AEDC)	523,815	533,244
BENIN (BEDC)	625,314	579,020
EKO (EKEDC)	270,329	269,039
ENUGU (EEDC)	636,048	697,064
IBADAN (IBEDC)	1,317,245	1,314,442
IKEJA (IEDC)	297,457	282,202
JOS (JEDC)	477,475	479,344
KADUNA (KDEDC)	609,234	619,489
KANO (KEDC)	473,660	479,848
PORT HARCOURT (PEDC)	289,693	280,189
YOLA (YEDC)	392,693	399,375

REVENUE COLLECTED (MILLION NAIRA)	Q3	Q4
DISCOS	202,622.53	232,315.22
ABUJA (AEDC)	31,516.00	35,264.00
BENIN (BEDC)	15,922.16	19,859.77
EKO (EKEDC)	30,361.00	35,593.00
ENUGU (EEDC)	17,363.00	18,025.00
IBADAN (IBEDC)	23,095.58	28,481.24
IKEJA (IEDC)	40,558.47	45,625.79
JOS (JEDC)	7,504.30	8,655.69
KADUNA (KDEDC)	6,112.00	7,620.00
KANO (KEDC)	12,007.00	12,955.85
PORT HARCOURT (PEDC)	14,786.00	15,993.98
YOLA (YEDC)	3,397.02	4,240.90

ENERGY BILLED/ELECTRICITY SUPPLY	Q3	Q4
DISCOS	5,023.96	5,610.65
ABUJA (AEDC)	646.00	745.00
BENIN (BEDC)	534.24	595.08
EKO (EKEDC)	639.00	748.00
ENUGU (EEDC)	450.00	428.00
IBADAN (IBEDC)	595.82	650.81
IKEJA (IEDC)	826.63	951.83
JOS (JEDC)	258.16	346.45
KADUNA (KDEDC)	258.00	250.47
KANO (KEDC)	303.00	341.76
PORT HARCOURT (PEDC)	405.72	431.50
YOLA (YEDC)	107.40	121.75

ACRONYMS

ABUJA	(AEDC)
BENIN	BEDC
EKO	EKEDC
ENUGU	EEDC
IBADAN	IBEDC
IKEJA	IEDC
JOS	JEDC
KADUNA	KDEDC
KANO	KEDC
PORT HARCOURT	PEDC
YOLA	YEDC

CONTACT



National Bureau of Statistics

Head Office

Plot 762 Independence Avenue,
Central Business District, Garki
Abuja.

Mr. Wakili I.N.D.

Information Desk

Head, Communication & Public
Relations Department (C&PRD)
Phone: +2348059170806
idwakili@nigerianstat.gov.ng

Moses Mathew

Statistical Information Officer

Phone: +2347069071157
matmoses@nigerianstat.gov.ng

Nuhu Joseph Waney II

Chief of Protocol

Phone: +2348037020063
jwnuhu@nigerianstat.gov.ng



@nbs_nigeria



NBSNigeria



nbs_nigeria

