



NATIONAL BUREAU OF STATISTICS

Transport Fare Watch

(FEBRUARY 2023)



Report Date: March 2023

Data Source: National Bureau of Statistics (NBS)

CONTENT

Executive Summary	3
Average Transport Fare Across States	
- States Bus Journey Within City, Per Drop Constant Route	5
- States Bus Journey Intercity, State Route, Charge per person	6
- Air Fare Charge for Specified Routes Single Journey	7
- Journey by Motorcycle (Okada) Per Drop	8
- Waterway Passenger Transport	9
Average Transport Fare by Categories - All Zones	
North Central.....	10
North East.....	11
North West.....	12
South East	13
South West	14
South-South.....	15
Methodology	16
Appendix	17
Contact	19

EXECUTIVE SUMMARY

Transport Fare Watch for February 2023 covers the following categories: bus journey within the city per drop constant route; bus journey intercity (state route) charge per person; air fare charge for specified routes single journey; journey by motorcycle (Okada) per drop; and water way passenger transport.

The average fare paid by commuters for bus journeys within the city per drop decreased by 0.47% in February 2023 to N647.66 from N650.70 in January 2023, on a year-on-year basis, the average fare paid rose by 26.07% from N513.72 in February 2022. In another category, the average fare paid by commuters for bus journey intercity per drop declined to N3,990.70 in February 2023, indicating a growth rate of -0.19% on a month-on-month basis compared to the N3,998.42 in January 2023. On a year-on-year basis, this rose by 4.02% from N3,836.45 in February 2022.

In air travel, the average fare paid by air passengers for specified routes single journey, decreased by 0.18% on a month-on-month basis from N74,702.70 in January 2023 to N74,571.62 in February 2023. On a year-on-year basis, the fare rose by 66.36% from N44,825.04 in February 2022. The average fare paid on Okada transportation was N461.28 in February 2023, which was 1.07% lower than the rate recorded in January 2023 (N466.25). On a year-on-year basis, the fare rose by 21.67% when compared with February 2022 (N379.12). In addition, the average fare paid for water transport (waterway passenger transportation) in February 2023 stood at N1,029.47, showing an increase of 12.74% on a year-on-year basis from N913.13 in February 2022. On a month-on-month basis, it declined by 0.33% from N1,032.84 in January 2023.

On state profile analysis, Taraba state recorded the highest bus journey fare within the city (per drop constant route) with N870.00, followed by Bauchi with N800.00. On the other hand, Borno recorded the least average fare with N500.00, followed by Anambra with N515.00. For intercity bus travel (state route charged per person fare) in February 2023, the highest fare was recorded in Abuja with N6,200.00, followed by Adamawa with N5,725.00. The least fares were recorded in Kwara with N2,000.00, followed by Zamfara with N2,567.00. Kebbi recorded the highest air transport fare (for specified routes single journeys) in February 2023 with N80,500.00, followed by Bayelsa with N80,000.00. On the other hand, Abia recorded the least with N69,850.00, followed by Niger with N70,000.00.

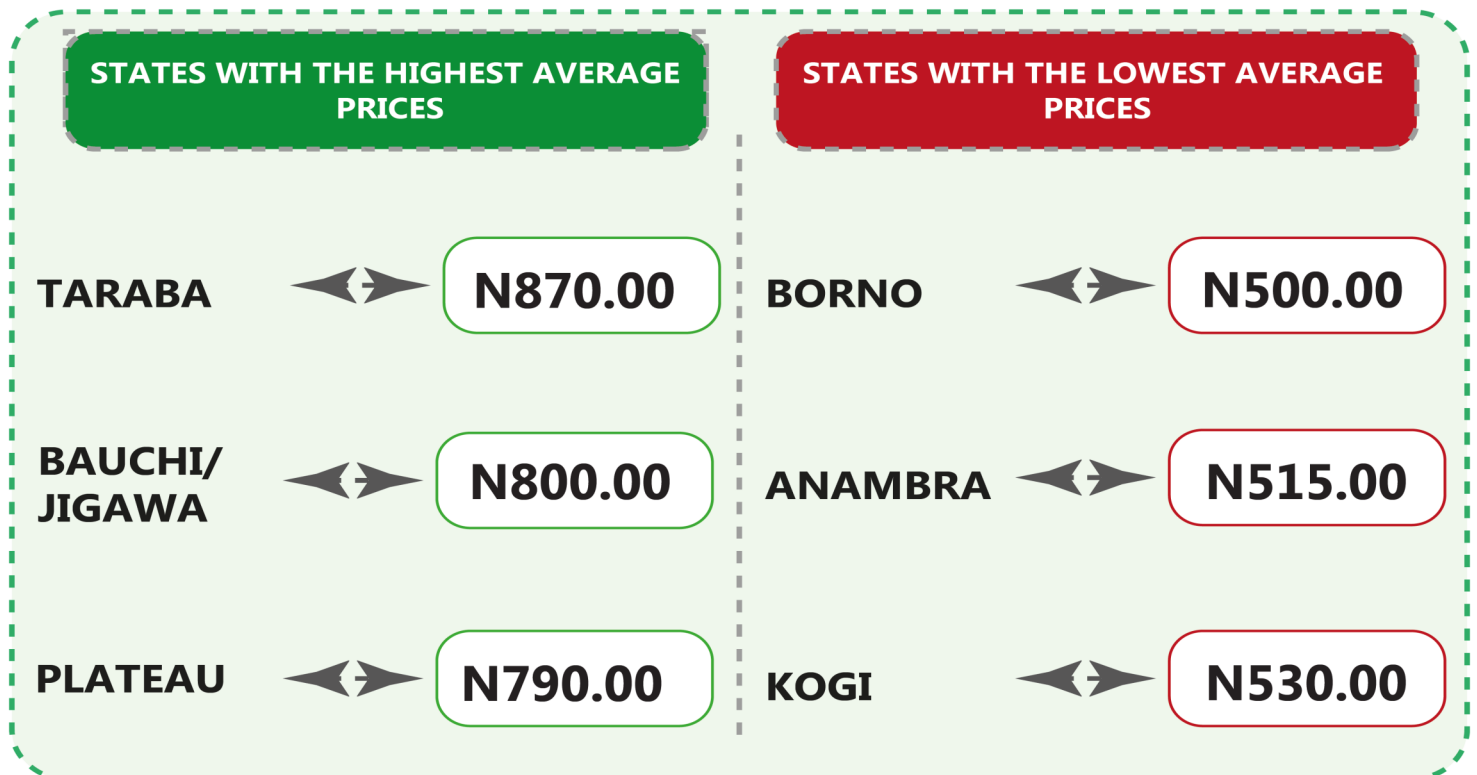

In February 2023, Kwara state had the highest motorcycle transport fare with N760.00, followed by Lagos with N750.00. The least fare was recorded in Edo with N158.00, followed by Bayelsa with N190.00. Similarly, water transport fare in Delta was highest with N3,500.00, followed by Rivers with N3,200.00, while the least was recorded in Borno with N360.00, followed by Kebbi with N425.00.

Analysis of Transport fare categories by zone showed that in February 2023, transport fares of bus journeys within the city recorded the highest in the North-East with N698.33, followed by the South-South with N660.58, while the South-East recorded the least with N616.88. In terms of bus journey intercity, the South-West had the highest fare with N4,255.83, followed by the North-East with N4,130.83, while the North-West recorded the least with N3,816.71. The North-East recorded the highest air transport fare in February 2023 with N76,350.00, followed by the South-East with N75,270.00, while the North-Central had the least with N72,357.14. Also, commuters on a motorcycle (Okada) paid the highest fare in the North-Central with N528.17, followed by the South-West with N518.35, while the North-West recorded the least with N332.86. For water transport, the South-South had the highest fare paid with N2,425.83, followed by the South-West with N950.00, while the North-East had the least fare with N656.67.

TRANSPORT FARE WATCH - FEBRUARY 2023

Average Transport Fare Across States

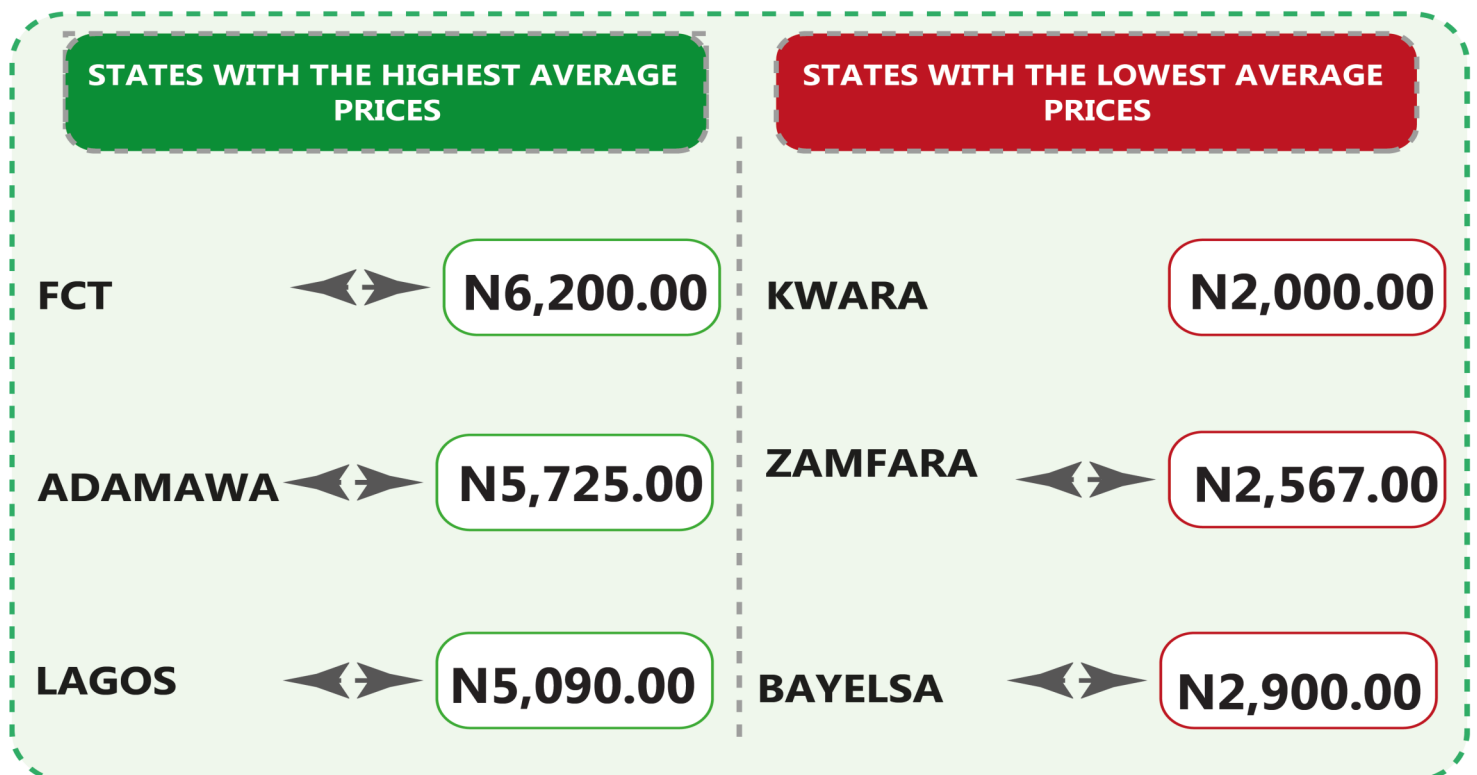

-Bus Journey Within City , Per Drop Constant Route



TRANSPORT FARE WATCH - FEBRUARY 2023

Average Transport Fare Across States

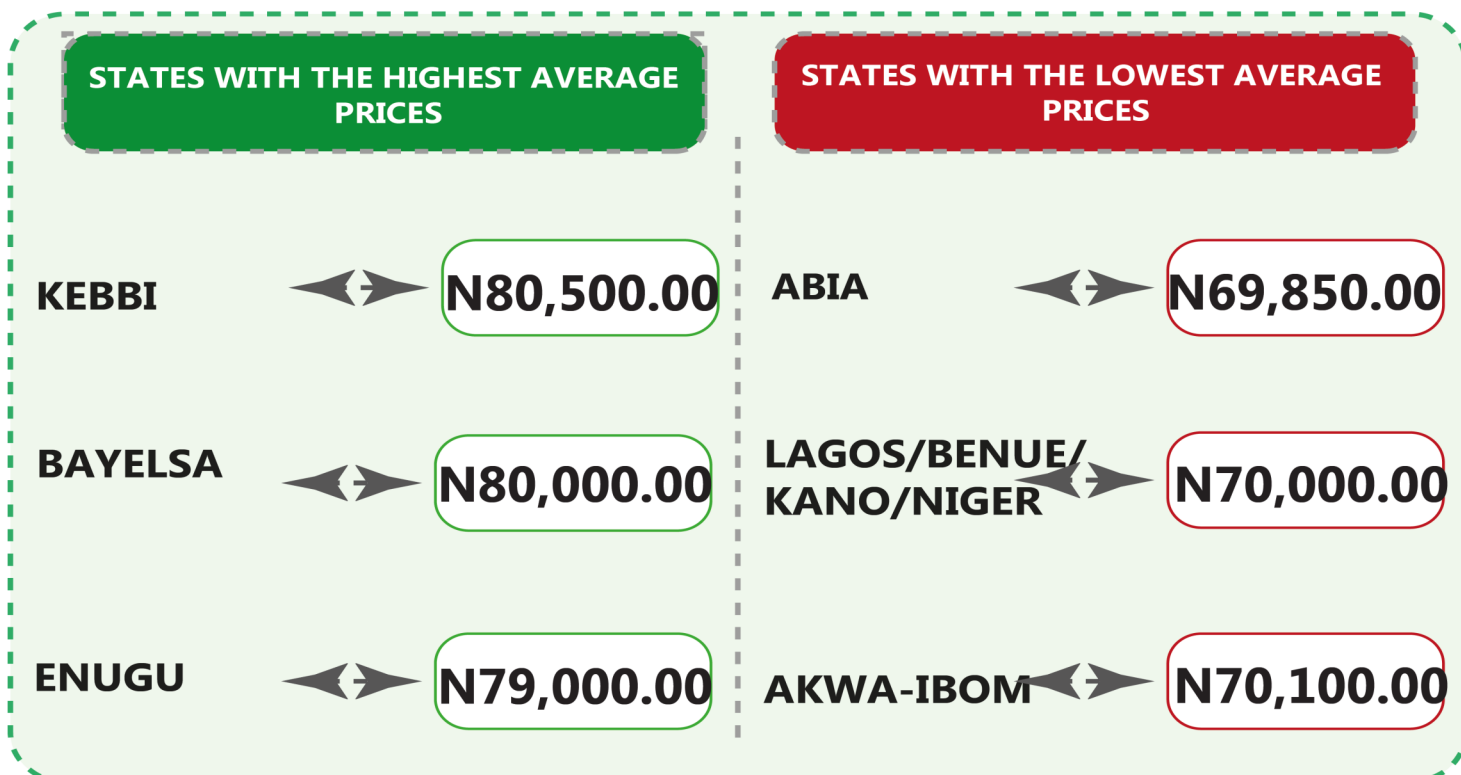
-Bus Journey Intercity, State Route, Charge Per Person



TRANSPORT FARE WATCH - FEBRUARY 2023

Average Transport Fare Across States

-Air Fare Charge For Specified Routes Single Journey



TRANSPORT FARE WATCH - FEBRUARY 2023

Average Transport Fare Across States
-Journey by Motorcycle (Okada) Per Drop



YoY = 21.67%

N379.12

FEBRUARY 2022



MoM = -1.07%

N466.25

JANUARY 2023

N461.28

FEBRUARY 2023

STATES WITH THE HIGHEST AVERAGE PRICES

KWARA



N760.00

LAGOS



N750.00

TARABA



N700.00

STATES WITH THE LOWEST AVERAGE PRICES

EDO



N158.00

BAYELSA



N190.00

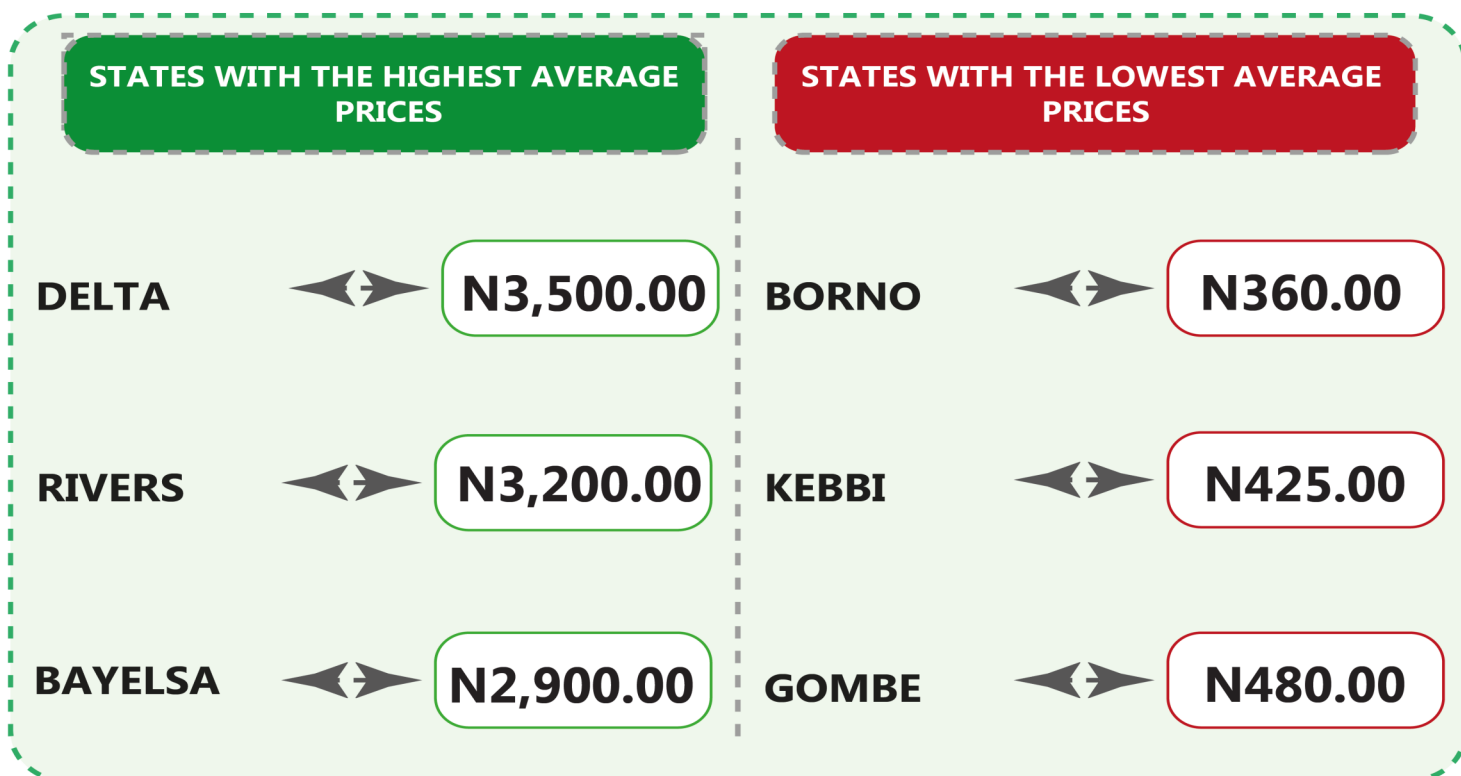
SOKOTO



N250.00

TRANSPORT FARE WATCH - FEBRUARY 2023

Average Transport Fare Across States
-Waterway Passenger Transport



TRANSPORT FARE WATCH - FEBRUARY 2023

Average Transport Fare by Categories

NORTH CENTRAL



BUS JOURNEY WITHIN CITY, PER DROP CONSTANT ROUTE



YoY = 28.96%

N495.79

February 2022



N639.35

February 2023



MoM = -0.64%

N643.49

January 2023

BUS JOURNEY INTERCITY, STATE ROUTE, CHARGE PER PERSON



YoY = 14.63%

N3,402.85

February 2022



N3,900.71

February 2023



MoM = -0.05%

N3,902.51

January 2023

AIR FARE CHARGE FOR SPECIFIED ROUTES SINGLE JOURNEY



YoY = 57.41%

N45,968.02

February 2022



N72,357.14

February 2023



MoM = -0.02%

N72,371.43

January 2023

JOURNEY BY MOTORCYCLE (OKADA) PER DROP



YoY = 25.77%

N419.95

February 2022



N528.17

February 2023



MoM = -0.47%

N530.65

January 2023

WATER TRANSPORT: WATER WAY PASSENGER TRANSPORTATION



YoY = 9.44%

N702.27

February 2022



N768.57

February 2023



MoM = -0.12%

N769.51

January 2023

TRANSPORT FARE WATCH - FEBRUARY 2023

Average Transport Fare by Categories NORTH EAST



BUS JOURNEY WITHIN CITY, PER DROP CONSTANT ROUTE



YoY = 27.55%

N547.50

February 2022



N698.33

February 2023



MoM = -0.66%

N702.95

January 2023

BUS JOURNEY INTERCITY, STATE ROUTE, CHARGE PER PERSON



YoY = 38.96%

N2,972.73

February 2022



N4,130.83

February 2023



MoM = -0.35%

N4,145.40

January 2023

AIR FARE CHARGE FOR SPECIFIED ROUTES SINGLE JOURNEY



YoY = 67.63%

N45,547.62

February 2022



N76,350.00

February 2023



MoM = -0.02%

N76,366.67

January 2023

JOURNEY BY MOTORCYCLE (OKADA) PER DROP



YoY = 43.56%

N359.31

February 2022



N515.83

February 2023



MoM = -0.62%

N519.05

January 2023

WATER TRANSPORT: WATER WAY PASSENGER TRANSPORTATION



YoY = 18.56%

N553.88

February 2022



N656.67

February 2023



MoM = -0.50%

N659.96

January 2023

TRANSPORT FARE WATCH - FEBRUARY 2023

Average Transport Fare by Categories
NORTH WEST



BUS JOURNEY WITHIN CITY, PER DROP CONSTANT ROUTE




BUS JOURNEY INTERCITY, STATE ROUTE, CHARGE PER PERSON



AIR FARE CHARGE FOR SPECIFIED ROUTES SINGLE JOURNEY



JOURNEY BY MOTORCYCLE (OKADA) PER DROP



WATER TRANSPORT: WATER WAY PASSENGER TRANSPORTATION



TRANSPORT FARE WATCH - FEBRUARY 2023

Average Transport Fare by Categories SOUTH EAST



BUS JOURNEY WITHIN CITY, PER DROP CONSTANT ROUTE



BUS JOURNEY INTERCITY, STATE ROUTE, CHARGE PER PERSON



AIR FARE CHARGE FOR SPECIFIED ROUTES SINGLE JOURNEY



JOURNEY BY MOTORCYCLE (OKADA) PER DROP



WATER TRANSPORT: WATER WAY PASSENGER TRANSPORTATION



TRANSPORT FARE WATCH - FEBRUARY 2023

Average Transport Fare by Categories
SOUTH WEST



BUS JOURNEY WITHIN CITY, PER DROP CONSTANT ROUTE



YoY = 16.93%

N528.81

February 2022



N618.33

February 2023



MoM = -0.11%

N619.03

January 2023

BUS JOURNEY INTERCITY, STATE ROUTE, CHARGE PER PERSON



YoY = 28.08%

N3,322.72

February 2022



N4,255.83

February 2023



MoM = -0.04%

N4,257.57

January 2023

AIR FARE CHARGE FOR SPECIFIED ROUTES SINGLE JOURNEY



YoY = 70.95%

N43,297.69

February 2022



N74,016.67

February 2023



MoM = -0.27%

N74,216.67

January 2023

JOURNEY BY MOTORCYCLE (OKADA) PER DROP



YoY = 19.62%

N433.34

February 2022



N518.35

February 2023



MoM = -0.88%

N522.96

January 2023

WATER TRANSPORT: WATER WAY PASSENGER TRANSPORTATION



YoY = 18.97%

N798.55

February 2022



N950.00

February 2023



MoM = -0.01%

N950.08

January 2023

TRANSPORT FARE WATCH - FEBRUARY 2023

Average Transport Fare by Categories
SOUTH SOUTH



BUS JOURNEY WITHIN CITY, PER DROP CONSTANT ROUTE



YoY = 34.03%

N492.85

February 2022



N660.58

February 2023



MoM = -0.28%

N662.41

January 2023

BUS JOURNEY INTERCITY, STATE ROUTE, CHARGE PER PERSON



YoY = -45.93%

N7,248.28

February 2022



N3,919.17

February 2023



MoM = -0.08%

N3,922.32

January 2023

AIR FARE CHARGE FOR SPECIFIED ROUTES SINGLE JOURNEY



YoY = 63.80%

N45,797.61

February 2022



N75,016.67

February 2023



MoM = -0.33%

N75,266.67

January 2023

JOURNEY BY MOTORCYCLE (OKADA) PER DROP



YoY = -5.60%

N428.69

February 2022



N404.67

February 2023



MoM = -3.43%

N419.06

January 2023

WATER TRANSPORT: WATER WAY PASSENGER TRANSPORTATION



YoY = 15.09%

N2,107.84

February 2022



N2,425.83

February 2023



MoM = 0.00%

N2,425.83

January 2023

METHODOLOGY

Fieldwork is done solely by over 700 NBS Staff in all States of the federation supported by supervisors who are monitored by internal and external observers.

Prices are collected across all the 774 local governments across all States and the FCT from over 10,000 respondents and locations and reflect actual fare households state they actually paid for those services.

The average of all these fares is then reported for each state and the average for the country is the average for the state.

NBS audit team subsequently conducts randomly selected verification of fares recorded.

APPENDIX

	Average of FEB-22	Average of JAN-23	Average of FEB-23	MoM	YoY
Air fare charg.for specified routes single journey	44,825.04	74,702.70	74,571.62	-0.18	66.36
Bus journey intercity, state route, charg. per per	3,836.45	3,998.42	3,990.70	-0.19	4.02
Bus journey within city , per drop constant rou	513.72	650.70	647.66	-0.47	26.07
Journey by motorcycle (okada) per drop	379.12	466.25	461.28	-1.07	21.67
Water transport : water way passenger transportat	913.13	1,032.84	1,029.47	-0.33	12.74

	FEB-22	JAN-23	FEB-23	MoM	YoY
NORTH CENTRAL					
Air fare charg.for specified routes single journey	45,968.02	72,371.43	72,357.14	-0.02	57.41
Bus journey intercity, state route, charg. per per	3,402.85	3,902.51	3,900.71	-0.05	14.63
Bus journey within city , per drop constant rou	495.79	643.49	639.35	-0.64	28.96
Journey by motorcycle (okada) per drop	419.95	530.65	528.17	-0.47	25.77
Water transport : water way passenger transport	702.27	769.51	768.57	-0.12	9.44
NORTH EAST					
Air fare charg.for specified routes single journey	45,547.62	76,366.67	76,350.00	-0.02	67.63
Bus journey intercity, state route, charg. per per	2,972.73	4,145.40	4,130.83	-0.35	38.96
Bus journey within city , per drop constant rou	547.50	702.95	698.33	-0.66	27.55
Journey by motorcycle (okada) per drop	359.31	519.05	515.83	-0.62	43.56
Water transport : water way passenger transport	553.88	659.96	656.67	-0.50	18.56
NORTH WEST					
Air fare charg.for specified routes single journey	43,672.12	74,657.14	74,857.14	0.27	71.41
Bus journey intercity, state route, charg. per per	3,239.78	3,820.10	3,816.71	-0.09	17.81
Bus journey within city , per drop constant rou	556.28	653.85	648.57	-0.81	16.59
Journey by motorcycle (okada) per drop	248.51	335.68	332.86	-0.84	33.94
Water transport : water way passenger transport	690.47	724.04	716.43	-1.05	3.76
SOUTH EAST					
Air fare charg.for specified routes single journey	44,637.61	75,940.00	75,270.00	-0.88	68.62
Bus journey intercity, state route, charg. per per	2,837.56	3,986.28	3,959.80	-0.66	39.55
Bus journey within city , per drop constant rou	445.62	617.61	616.88	-0.12	38.43
Journey by motorcycle (okada) per drop	404.02	484.08	481.42	-0.55	19.16
Water transport : water way passenger transport	654.97	709.01	700.10	-1.26	6.89
SOUTH SOUTH					
Air fare charg.for specified routes single journey	45,797.61	75,266.67	75,016.67	-0.33	63.80
Bus journey intercity, state route, charg. per per	7,248.28	3,922.32	3,919.17	-0.08	-45.93
Bus journey within city , per drop constant rou	492.85	662.41	660.58	-0.28	34.03
Journey by motorcycle (okada) per drop	428.69	419.06	404.67	-3.43	-5.60
Water transport : water way passenger transport	2,107.84	2,425.83	2,425.83	0.00	15.09
SOUTH WEST					
Air fare charg.for specified routes single journey	43,297.69	74,216.67	74,016.67	-0.27	70.95
Bus journey intercity, state route, charg. per per	3,322.72	4,257.57	4,255.83	-0.04	28.08
Bus journey within city , per drop constant rou	528.81	619.03	618.33	-0.11	16.93
Journey by motorcycle (okada) per drop	433.34	522.96	518.35	-0.88	19.62
Water transport : water way passenger transport	798.55	950.08	950.00	-0.01	18.97

CONTACT



National Bureau of Statistics

Head Office

Plot 762 Independence Avenue,
Central Business District, Garki
Abuja.

Sunday J. Ichedi

Information Desk

Head, Communication & Public
Relations Department (C&PRD)
Phone: +2348037051701
sjichedi@nigerianstat.gov.ng

Moses Mathew

Statistical Information Officer

Phone: +2347069071157
matmoses@nigerianstat.gov.ng

Nuhu Joseph Waney II

Chief of Protocol

Phone: +2348037020063
jwnuhu@nigerianstat.gov.ng



@nbs_nigeria



NBSNigeria



nbs_nigeria

