



NATIONAL BUREAU OF STATISTICS

Transport Fare Watch

(JANUARY 2023)



Report Date: February 2023

Data Source: National Bureau of Statistics (NBS)

CONTENT

Executive Summary	3
Average Transport Fare Across States	
- States Bus Journey Within City, Per Drop Constant Route	5
- States Bus Journey Intercity, State Route, Charge per person	6
- Air Fare Charge for Specified Routes Single Journey	7
- Journey by Motorcycle (Okada) Per Drop	8
- Waterway Passenger Transport	9
Average Transport Fare by Categories - All Zones	
North Central.....	10
North East.....	11
North West.....	12
South East	13
South West	14
South-South.....	15
Methodology	16
Appendix	17
Contact	19

EXECUTIVE SUMMARY

This report shows Transport Fare Watch for January 2023 covering the following categories: bus journey within the city per drop constant route; bus journey intercity (state route) charge per person; air fare charge for specified routes single journey; journey by motorcycle (Okada) per drop; and water way passenger transport.

The average fare paid by commuters for bus journeys within the city per drop increased by 0.94% in January 2023 on a month-on-month from N644.66 in December 2022 to N650.70. While on a year-on-year, however, the average fare paid by commuters for bus journeys within the city per drop rose by 36.59% from N476.39 in January 2022. In another category, the average fare paid by commuters for bus journey intercity per drop rose to N3,998.42 in January 2023 indicating an increase of 0.68% on a month-on-month compared to the value of N3,971.22 in December 2022. On a year-on-year, the fare prices rose by 42.73% from N2801.34 in January 2022.

In air travels fare, the average fare paid by air passengers for specified routes single journey, increased by 0.16% on a month-on-month from N74,586.49 in December 2022 to N74,702.70 in January 2023. On a year-on-year, the fare rose by 94.78% from N38,352.19 in January 2022. The average transport fare paid on Okada transportation was N466.25 in January 2023 which was 1.04% higher than the rate recorded in December 2022 (N461.45) on a month-on-month basis. While on a year-on-year, the fare rose by 36.75% when compared with January 2021 (N340.94). Whereas the average fare paid for water transport (waterway passenger transportation) in January 2023 increased to N1,032.84. showing an increase of 16.28% on a year-on-year basis from N888.24 in January 2022 and 0.40% on a month-on-month from N1,028.73 in December 2022.

At the state level the bus journey within the city (per drop constant route), Taraba recorded the highest with N876.55 followed by Bauchi State with N806.43. On the other hand, Borno State recorded the least fares with N505.7 followed by Anambra with N510.36. For intercity bus travel (state route charged per person fare) in January 2023, the highest fare was recorded in Abuja with N6,200.00 followed by Adamawa with N5,720.31. The least fares were recorded in Kwara N2,000.00 followed by Zamfara N2,567.00. Bayelsa and Kebbi state recorded the highest air transport charges (for specified routes single journeys) with N80,500.00 in January 2023, followed by Enugu with N80,000.00.


Conversely, Abia recorded the least fare with N69,800.00. In January 2023, Kwara state had the highest motorcycle transport fare with N760.8 followed by Lagos with N753.16. The least fare was recorded in Edo with N185.31 followed by Bayelsa with N190.23. Similarly, water transport fare was higher in Delta state with N3,500.00 followed by Rivers with N3,200.00, while the least fare was recorded in Borno with N369.46 followed by Kebbi State with N420.15.

Distribution of transport fare categories by zones shows that in January 2023, transport fares of bus journeys within the city recorded the highest in the North-East with N702.95 followed by South-South with N662.41. While the South-East recorded the least with N618.35. In terms of bus journey intercity, the South-West had the highest fare with N4,257.57 followed by North-East with N4,145.40, while North-West recorded the least with N3,802.80. North-East recorded the highest fare of air transport in January 2023 with N76,366.66, followed by South-East with N75,540.00. While North-Central had the least with N72,371.43. Also, commuters on a motorcycle (Okada) paid the highest fare in the North-Central with N530.65 followed by the South-West with N522.96, while the North-West recorded the least with N335.68. The South-South zone had the highest charges paid on water transport with N2,425.83 followed by the South-West with N 950.08 , while North-East had the least fare with N659.96.

TRANSPORT FARE WATCH - JANUARY 2023

Average Transport Fare Across States

-Bus Journey Within City , Per Drop Constant Route



STATES WITH THE HIGHEST AVERAGE PRICES

TARABA

N876.55

BAUCHI

N806.43

JIGAWA

N805.10

STATES WITH THE LOWEST AVERAGE PRICES

BORNO

N505.70

ANAMBRA

N510.36

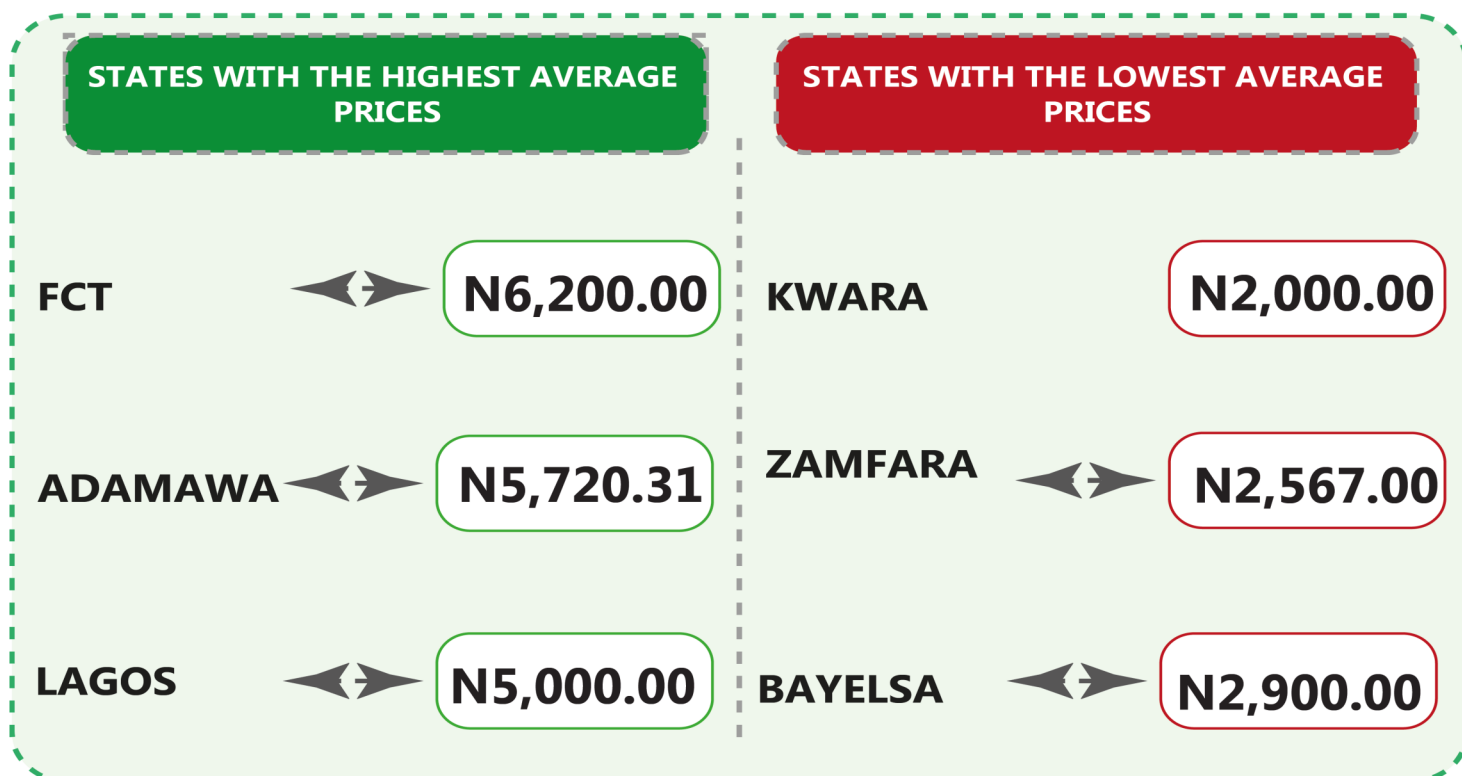

KOGI

N535.02

TRANSPORT FARE WATCH - JANUARY 2023

Average Transport Fare Across States

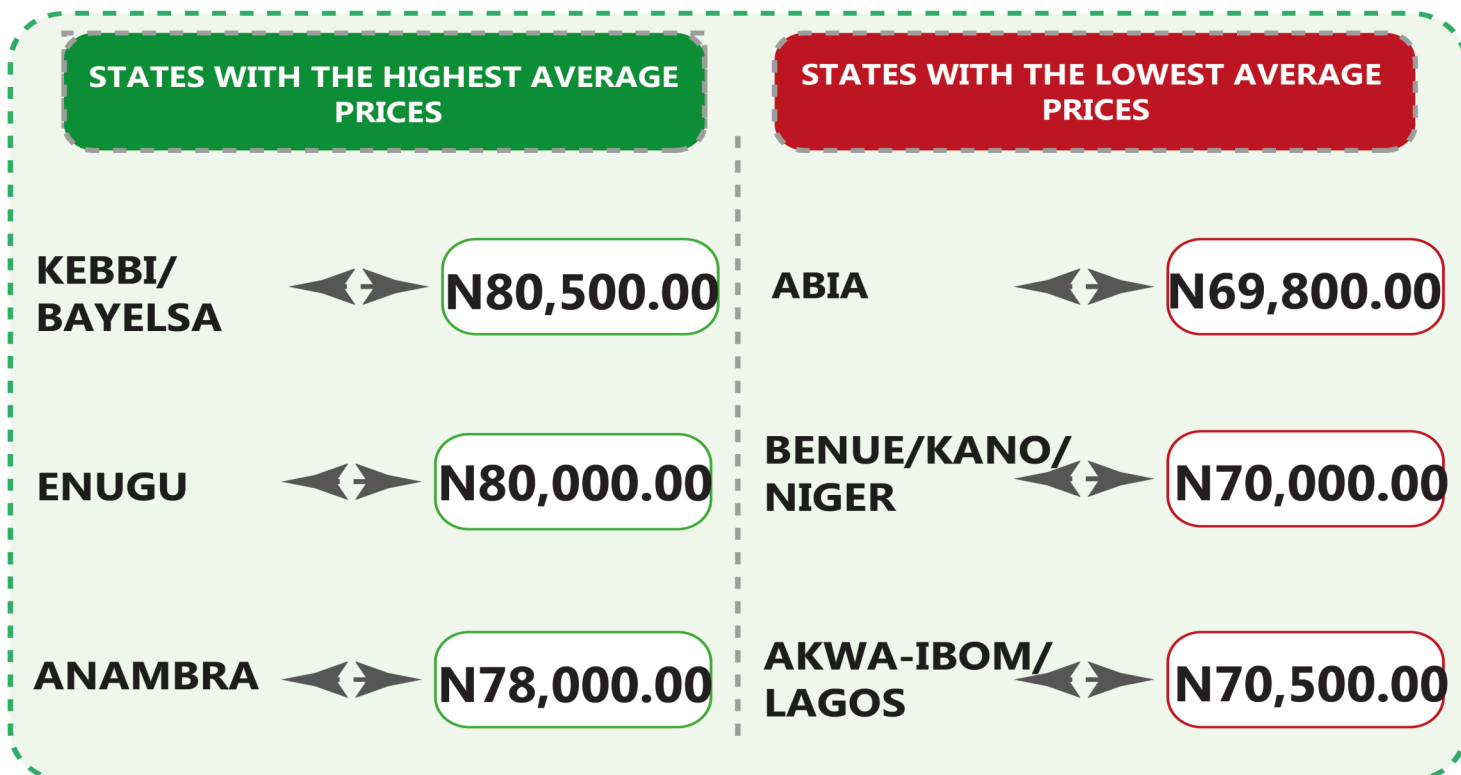
-Bus Journey Intercity, State Route, Charge Per Person



TRANSPORT FARE WATCH - JANUARY 2023

Average Transport Fare Across States

-Air Fare Charge For Specified Routes Single Journey



TRANSPORT FARE WATCH - JANUARY 2023

Average Transport Fare Across States

-Journey by Motorcycle (Okada) Per Drop



YoY = **36.75%**

N340.94

JANUARY 2022



MoM = **1.04%**

N461.45

DECEMBER 2022

N466.25

JANUARY 2023

STATES WITH THE HIGHEST AVERAGE PRICES

KWARA

N760.80

LAGOS

N753.16

TARABA

N700.00

STATES WITH THE LOWEST AVERAGE PRICES

EDO

N185.31

BAYELSA

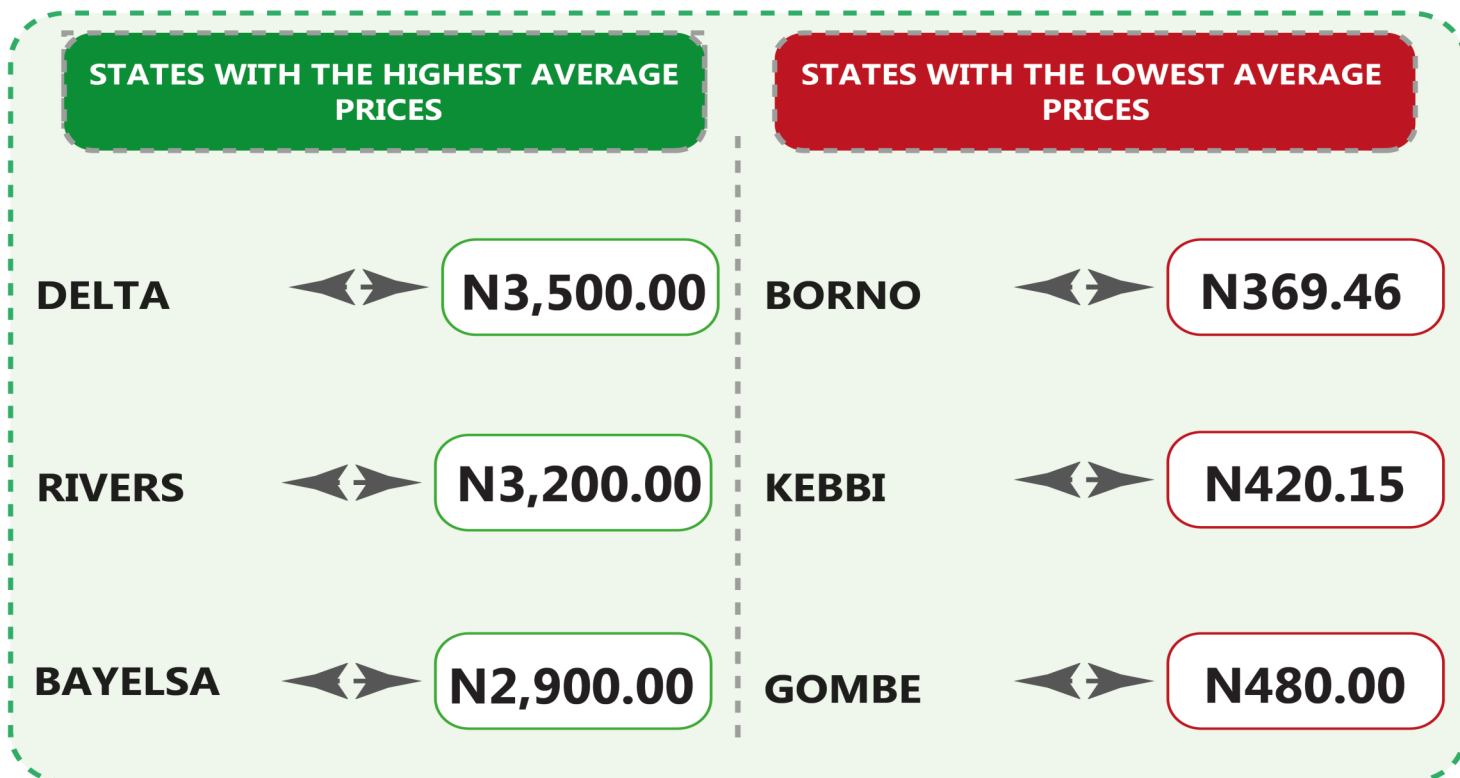
N190.23

SOKOTO

N257.03

TRANSPORT FARE WATCH - JANUARY 2023

Average Transport Fare Across States
-Waterway Passenger Transport



TRANSPORT FARE WATCH - JANUARY 2023

Average Transport Fare by Categories

NORTH CENTRAL



BUS JOURNEY WITHIN CITY, PER DROP CONSTANT ROUTE



BUS JOURNEY INTERCITY, STATE ROUTE, CHARGE PER PERSON



AIR FARE CHARGE FOR SPECIFIED ROUTES SINGLE JOURNEY



JOURNEY BY MOTORCYCLE (OKADA) PER DROP



WATER TRANSPORT: WATER WAY PASSENGER TRANSPORTATION



TRANSPORT FARE WATCH - JANUARY 2023

Average Transport Fare by Categories NORTH EAST



BUS JOURNEY WITHIN CITY, PER DROP CONSTANT ROUTE



BUS JOURNEY INTERCITY, STATE ROUTE, CHARGE PER PERSON



AIR FARE CHARGE FOR SPECIFIED ROUTES SINGLE JOURNEY



JOURNEY BY MOTORCYCLE (OKADA) PER DROP



WATER TRANSPORT: WATER WAY PASSENGER TRANSPORTATION



TRANSPORT FARE WATCH - JANUARY 2023

Average Transport Fare by Categories
NORTH WEST



BUS JOURNEY WITHIN CITY, PER DROP CONSTANT ROUTE



BUS JOURNEY INTERCITY, STATE ROUTE, CHARGE PER PERSON



AIR FARE CHARGE FOR SPECIFIED ROUTES SINGLE JOURNEY



JOURNEY BY MOTORCYCLE (OKADA) PER DROP



WATER TRANSPORT: WATER WAY PASSENGER TRANSPORTATION



TRANSPORT FARE WATCH - JANUARY 2023

Average Transport Fare by Categories SOUTH EAST



BUS JOURNEY WITHIN CITY, PER DROP CONSTANT ROUTE



BUS JOURNEY INTERCITY, STATE ROUTE, CHARGE PER PERSON



AIR FARE CHARGE FOR SPECIFIED ROUTES SINGLE JOURNEY



JOURNEY BY MOTORCYCLE (OKADA) PER DROP



WATER TRANSPORT: WATER WAY PASSENGER TRANSPORTATION



TRANSPORT FARE WATCH - JANUARY 2023

Average Transport Fare by Categories
SOUTH WEST



BUS JOURNEY WITHIN CITY, PER DROP CONSTANT ROUTE



YoY = 29.72%

N477.22

January 2022



N619.03

January 2023

MoM = 0.46%



N616.22

December 2022

BUS JOURNEY INTERCITY, STATE ROUTE, CHARGE PER PERSON



YoY = 41.78%

N3,003.02

January 2022



N4,257.57

January 2023

MoM = 0.25%



N4,246.88

December 2022

AIR FARE CHARGE FOR SPECIFIED ROUTES SINGLE JOURNEY



YoY = 91.29%

N38,797.84

January 2022



N74,216.67

January 2023

MoM = -0.31%



N74,450.00

December 2022

JOURNEY BY MOTORCYCLE (OKADA) PER DROP



YoY = 35.76%

N385.22

January 2022



N522.96

January 2023

MoM = 0.55%



N520.08

December 2022

WATER TRANSPORT: WATER WAY PASSENGER TRANSPORTATION



YoY = 21.74%

N780.39

January 2022



N950.08

January 2023

MoM = -0.08%



N950.81

December 2022

TRANSPORT FARE WATCH - JANUARY 2023

Average Transport Fare by Categories
SOUTH SOUTH



BUS JOURNEY WITHIN CITY, PER DROP CONSTANT ROUTE



BUS JOURNEY INTERCITY, STATE ROUTE, CHARGE PER PERSON



AIR FARE CHARGE FOR SPECIFIED ROUTES SINGLE JOURNEY



JOURNEY BY MOTORCYCLE (OKADA) PER DROP



WATER TRANSPORT: WATER WAY PASSENGER TRANSPORTATION



METHODOLOGY

Fieldwork is done solely by over 700 NBS Staff in all States of the federation supported by supervisors who are monitored by internal and external observers.

Prices are collected across all the 774 local governments across all States and the FCT from over 10,000 respondents and locations and reflect actual fare households state they actually paid for those services.

The average of all these fares is then reported for each state and the average for the country is the average for the state.

NBS audit team subsequently conducts randomly selected verification of fares recorded.

APPENDIX

	Average of Jan- 22	Average of Dec- 22	Average of Jan- 23	MoM	YoY
Air fare charg.for specified routes single journey	38,352.19	74,586.49	74,702.70	0.16	94.78
Bus journey intercity, state route, charg. per per	2,801.34	3,971.22	3,998.42	0.68	42.73
Bus journey within city , per drop constant rou	476.39	644.65	650.70	0.94	36.59
Journey by motorcycle (okada) per drop	340.94	461.45	466.25	1.04	36.75
Water transport : water way passenger transportat	888.24	1,028.73	1,032.84	0.40	16.28

	Average of Jan-22	Average of Dec-22	Average of Jan-23	MoM	YoY
NORTH CENTRAL					
Air fare charg.for specified routes single journey	38,209.33	71,942.86	72,371.43	0.60	89.41
Bus journey intercity, state route, charg. per per	3,154.57	3,877.14	3,902.51	0.65	23.71
Bus journey within city , per drop constant rou	460.47	637.42	643.49	0.95	39.75
Journey by motorcycle (okada) per drop	370.71	526.18	530.65	0.85	43.14
Water transport : water way passenger transportat	674.86	766.70	769.51	0.37	14.03
NORTH EAST					
Air fare charg.for specified routes single journey	38,874.48	75,850.00	76,366.67	0.68	96.44
Bus journey intercity, state route, charg. per per	2,707.84	4,077.50	4,145.40	1.67	53.09
Bus journey within city , per drop constant rou	520.27	695.87	702.95	1.02	35.11
Journey by motorcycle (okada) per drop	339.94	512.84	519.05	1.21	52.69
Water transport : water way passenger transportat	548.82	646.58	659.96	2.07	20.25
NORTH WEST					
Air fare charg.for specified routes single journey	37,912.37	74,557.14	74,657.14	0.13	96.92
Bus journey intercity, state route, charg. per per	3,050.21	3,802.80	3,820.10	0.45	25.24
Bus journey within city , per drop constant rou	515.84	650.25	653.85	0.55	26.75
Journey by motorcycle (okada) per drop	226.81	333.29	335.68	0.72	48.00
Water transport : water way passenger transportat	676.69	724.79	724.04	-0.10	7.00
SOUTH EAST					
Air fare charg.for specified routes single journey	37,861.78	76,180.00	75,940.00	-0.32	100.57
Bus journey intercity, state route, charg. per per	2,365.23	3,932.07	3,986.28	1.38	68.54
Bus journey within city , per drop constant rou	394.55	604.23	617.61	2.21	56.54
Journey by motorcycle (okada) per drop	355.40	472.52	484.08	2.45	36.21
Water transport : water way passenger transportat	631.55	704.41	709.01	0.65	12.26
SOUTH SOUTH					
Air fare charg.for specified routes single journey	38,472.70	75,250.00	75,266.67	0.02	95.64
Bus journey intercity, state route, charg. per per	2,354.12	3,928.13	3,922.32	-0.15	66.62
Bus journey within city , per drop constant rou	472.40	657.46	662.41	0.75	40.22
Journey by motorcycle (okada) per drop	384.01	416.21	419.06	0.69	9.13
Water transport : water way passenger transportat	2,045.15	2,419.38	2,425.83	0.27	18.61
SOUTH WEST					
Air fare charg.for specified routes single journey	38,797.84	74,450.00	74,216.67	-0.31	91.29
Bus journey intercity, state route, charg. per per	3,003.02	4,246.88	4,257.57	0.25	41.78
Bus journey within city , per drop constant rou	477.22	616.22	619.03	0.46	29.72
Journey by motorcycle (okada) per drop	385.22	520.08	522.96	0.55	35.76
Water transport : water way passenger transportat	780.39	950.81	950.08	-0.08	21.74

CONTACT



National Bureau of Statistics

Head Office

Plot 762 Independence Avenue,
Central Business District, Garki
Abuja.

Sunday J. Ichedi

Information Desk

Head, Communication & Public
Relations Department (C&PRD)
Phone: +2348037051701
sjchedi@nigerianstat.gov.ng

Moses Mathew

Statistical Information Officer

Phone: +2347069071157
matmoses@nigerianstat.gov.ng

Nuhu Joseph Waney II

Chief of Protocol

Phone: +2348037020063
jwnuhu@nigerianstat.gov.ng



@nbs_nigeria



NBSNigeria



nbs_nigeria

