



NATIONAL BUREAU OF STATISTICS

# Nigerian Domestic & Foreign Debt

(Q3 2022)

**Report Date: January 2023**

*Data Source: National Bureau of Statistics (NBS)*

# CONTENTS

Executive Summary .....	1
Total Public Debt Stock .....	2
State External & Domestic Debt Stock .....	3
Methodology .....	6
Appendix .....	7
Contact .....	9

# EXECUTIVE SUMMARY

Nigeria's public debt stock which includes external and domestic debt stood at N44.06 trillion (US\$101.91 billion) in Q3 2022 from N42.84 trillion (US\$ 103.31 billion) in Q2 2022. This shows that public debt (in national currency) grew by 2.84% in Q3 2022. External debt stood at N17.14 trillion (US\$39.66 billion) in Q3 2022, while domestic debt was N26.91 trillion(US\$62.25billion). However, the share of external debt to total public debt stood at 38.92% in Q3 2022, while domestic debt was recorded at 61.08%. In addition, the Federal Government's share of domestic debt was 80.07% in Q3 2022.

On state profile analysis, Lagos recorded the highest domestic debt in Q3 2022 with N877.03 billion, followed by Delta with N272.61 billion and Ogun with N241.78 billion. On the other hand, the lowest debt was recorded in Jigawa with N44.40 billion, followed by Kebbi and Katsina with N60.13 billion and N62.37 billion respectively.

# TOTAL PUBLIC DEBT STOCK (Q3 2022)



## TOTAL EXTERNAL DEBT

Amount Outstanding (=N=Million)



Q3 2022

17,148,537.88

## TOTAL DOMESTIC DEBT

Amount Outstanding (=N=Million)



Q3 2022

26,915,772.91

## TOTAL PUBLIC DEBT

Amount Outstanding (=N=Million)




Q3 2022

44,064,310.79

## TOTAL EXTERNAL DEBT

Amount Outstanding (US\$ Million)




Q3 2022

39,661.72

## TOTAL DOMESTIC DEBT

Amount Outstanding (US\$ Million)




Q3 2022

62,251.71

## TOTAL PUBLIC DEBT

Amount Outstanding (US\$ Million)



Q3 2022

101,913.43

# STATE EXTERNAL AND DOMESTIC DEBT STOCK



Q3 2022

STATE	 EXTERNAL DEBT STOCK	 DOMESTIC DEBT STOCK (N)
Abia	—	104,573,334,025.73
Adamawa	—	122,481,259,391.92
Akwa Ibom	—	219,617,660,991.63
Anambra	—	75,696,142,356.69
Bauchi	—	144,278,030,172.82
Bayelsa	—	151,158,248,963.07
Benue	—	143,368,150,982.89
Borno	—	96,329,344,297.36
Cross River	—	175,198,799,155.96
Delta	—	272,612,510,528.95
Ebonyi	—	67,060,019,562.44
Edo	—	110,991,259,332.19
Ekiti	—	118,452,808,502.43
Enugu	—	89,887,652,914.75

# STATE EXTERNAL AND DOMESTIC DEBT STOCK





Q3 2022

STATE	 EXTERNAL DEBT STOCK	 DOMESTIC DEBT STOCK (N)
Gombe	—	139,096,654,264.82
Imo	—	207,520,959,471.52
Jigawa	—	44,406,862,432.83
Kaduna	—	86,863,069,011.79
Kano	—	125,186,662,228.72
Katsina	—	62,374,809,154.32
Kebbi	—	60,131,306,074.57
Kogi	—	90,156,501,322.00
Kwara	—	109,551,279,948.44
Lagos	—	877,035,995,031.70
Nassarawa	—	72,627,065,374.64
Niger	—	98,262,195,557.88
Ogun	—	241,782,021,304.96
Ondo	—	78,824,638,559.93

# STATE EXTERNAL AND DOMESTIC DEBT STOCK



Q3 2022

STATE	 EXTERNAL DEBT STOCK	 DOMESTIC DEBT STOCK (N)
Osun	—	149,409,835,462.63
Oyo	—	160,071,143,937.27
Plateau	—	151,903,415,543.09
Rivers	—	225,505,011,356.00
Sokoto	—	85,584,818,029.23
Taraba	—	90,807,647,838.11
Yobe	—	92,859,643,611.94
Zamfara	—	109,692,050,891.29
FCT	—	112,489,595,162.94
TOTAL	—	5,363,848,402,749.44

# METHODOLOGY

Data is provided by the Debt Management office (DMO), verified and validated by the National Bureau of Statistics (NBS)

Please note that state External Debts are only published by the DMO bi-annually i.e. Q2 and Q4 only.



## APPENDIX

		<b>Q3 2022</b>
	<b>Debt Category</b>	<b>Amount Outstanding (US\$'M)</b>
<b>A.</b>	<b>Total External Debt</b>	<b>39,661.72</b>
	FGN Only	
	States & FCT	
<b>B.</b>	<b>Total Domestic Debt</b>	<b>62,251.71</b>
	FGN Only	49,846.02
	States & FCT	12,405.69
<b>C.</b>	<b>Total Public Debt(A+B)</b>	<b>101,913.43</b>
		<b>Q3 2022</b>
	<b>Debt Category</b>	<b>Amount Outstanding (N'M)</b>
<b>A.</b>	<b>Total External Debt</b>	<b>17,148,537.88</b>
	FGN Only	
	States & FCT	
<b>B.</b>	<b>Total Domestic Debt</b>	<b>26,915,772.91</b>
	FGN Only	21,551,924.51
	States & FCT	5,363,848.40
<b>C.</b>	<b>Total Public Debt(A+B)</b>	<b>44,064,310.79</b>

**DOMESTIC DEBT DATA FOR THE 36 STATES OF THE  
FEDERATION AND THE FEDERAL CAPITAL TERRITORY**

		<b>Q3 2022</b>
<b>S/N</b>	<b>STATE</b>	<b>DEBT STOCK(N)</b>
1	ABIA	104,573,334,025.73
2	ADAMAWA	122,481,259,391.92
3	AKWA IBOM	219,617,660,991.63
4	ANAMBRA	75,696,142,356.69
5	BAUCHI	144,278,030,172.82
6	BAYELSA	151,158,248,963.07
7	BENUE	143,368,150,982.89
8	BORNO	96,329,344,297.36
9	CROSS RIVER	175,198,799,155.96
10	DELTA	272,612,510,528.95
11	EBONYI	67,060,019,562.44
12	EDO	110,991,259,332.19
13	EKITI	118,452,808,502.43
14	ENUGU	89,887,652,914.75
15	GOMBE	139,096,654,264.82
16	IMO	207,520,959,471.52
17	JIGAWA	44,406,862,432.83
18	KADUNA	86,863,069,011.79
19	KANO	125,186,662,228.72
20	KATSINA	62,374,809,154.32
21	KEBBI	60,131,306,074.57
22	KOGI	90,156,501,322.00
23	KWARA	109,551,279,948.44
24	LAGOS	877,035,995,031.70
25	NASARAWA	72,627,065,374.64
26	NIGER	98,262,195,557.88
27	OGUN	241,782,021,304.96
28	ONDO	78,824,638,559.93
29	OSUN	149,409,835,462.63
30	OYO	160,071,143,937.27
31	PLATEAU	151,903,415,543.09
32	RIVERS	225,505,011,356.00
33	SOKOTO	85,584,818,029.23
34	TARABA	90,807,647,838.11
35	YOBE	92,859,643,611.94
36	ZAMFARA	109,692,050,891.29
37	FCT	112,489,595,162.94
	<b>Total</b>	<b>5,363,848,402,749.44</b>

# CONTACT



## National Bureau of Statistics

Head Office

Plot 762 Independence Avenue,  
Central Business District, Garki  
Abuja.

## Sunday J. Ichedi

Information Desk

Head, Communication & Public  
Relations Department (C&PRD)  
Phone: +2348037051701  
sjichedi@nigerianstat.gov.ng

## Moses Mathew

Statistical Information Officer

Phone: +2347069071157  
matmoses@nigerianstat.gov.ng

## Nuhu Joseph Waney II

Chief of Protocol

Phone: +2348037020063  
jwnuhu@nigerianstat.gov.ng



@nbsnigeria



NBSNigeria



nbs\_nigeria

