



NATIONAL BUREAU OF STATISTICS

Transport Fare Watch

(DECEMBER 2022)



Report Date: January 2023

Data Source: National Bureau of Statistics (NBS)

CONTENT

Executive Summary	3
Average Transport Fare Across States	
- States Bus Journey Within City, Per Drop Constant Route	5
- States Bus Journey Intercity, State Route, Charge per person	6
- Air Fare Charge for Specified Routes Single Journey	7
- Journey by Motorcycle (Okada) Per Drop	8
- Waterway Passenger Transport	9
Average Transport Fare by Categories - All Zones	
North Central.....	10
North East.....	11
North West.....	12
South East	13
South West	14
South-South.....	15
Methodology	16
Appendix	17
Contact	19

EXECUTIVE SUMMARY

This report shows Transport Fare Watch for December 2022 covering the following categories: bus journey within the city per drop constant route; bus journey intercity (state route) charge per person; air fare charge for specified routes single journey; journey by motorcycle (Okada) per drop; and water way passenger transport.

The average fare paid by commuters for bus journeys within the city per drop increased by 1.19% in December 2022 on a month-on-month from N637.10 in November 2022 to N644.66. While on a year-on-year, however, the average fare paid by commuters for bus journeys within the city per drop rose by 36.92% from N470.83 in December 2021. In another category, the average fare paid by commuters for bus journey intercity per drop rose to N3,975.14 in December 2022 indicating an increase of 3.29% on a month-on-month compared to the value of N3,848.48 in November 2022. On a year-on-year, the fare prices rose by 42.74% from N2,784.92 in December 2021.

In air travels fare, the average fare paid by air passengers for specified routes single journey, increased by 1.81% on a month-on-month from N73,267.57 in November 2022 to N74,597.30 in December 2022. On a year-on-year, the fare rose by 95.01% from N38,253.36 in December 2021. The average transport fare paid on Okada transportation was N462.13 in December 2022 which was 0.68% higher than the rate recorded in November 2022 (N459.02) on a month-on-month basis. While on a year-on-year, the fare rose by 39.04% when compared with December 2021 (N332.37). Whereas the average fare paid for water transport (waterway passenger transportation) in December 2022 increased to N1,028.79. showing an increase of 16.71% on a year-on-year basis from N881.48 in December 2021 and 2.23% on a month-on-month from N1,006.33 in November 2022.

At the state level the bus journey within the city (per drop constant route), Taraba recorded the highest with N870.2 followed by Jigawa State with N800.15. On the other hand, Borno State recorded the least fares with N500.15 followed by Anambra with N507.15. For intercity bus travel (state route charged per person fare) in December 2022, the highest fare was recorded in Abuja with N6,000.00 followed by Adamawa with N5,500.50. The least fares were recorded in Kwara N2,000.00 followed by Zamfara N2,550.00. Enugu and Kebbi state recorded the highest air transport charges (for specified routes single journeys) with N80, 500.00 in December 2022, followed by Anambra with N80,000.00.

Conversely, Abia recorded the least fare with N69,000.00. In December 2022, Kwara state had the highest motorcycle transport fare with N762.15 followed by Lagos with N750.00. The least fare was recorded in Edo with N186.15 followed by Bayelsa with N186.45. Similarly, water transport fare was higher in Delta state with N3,500.00 followed by Rivers with N3,200.00, while the least fare was recorded in Borno with N364.10 followed by Kebbi State with N420.15.

Distribution of transport fare categories by zones shows that in December 2022, transport fares of bus journeys within the city recorded the highest in the North-East with N695.87 followed by South-South with N657.46. While the South-East recorded the least with N604.31. In terms of bus journey intercity, the South-West had the highest fare with N4,246.88 followed by North-East with N4,077.5, while North-West recorded the least with N3,802.8. South-East recorded the highest fare of air transport in December 2022 with N76,260.00, followed by North-East with N75,850.00. While North-Central had the least with N71,942.86. Also, commuters on a motorcycle (Okada) paid the highest fare in the North-Central with N526.17 followed by the South-West with N520.08, while the North-West recorded the least with N333.29. The South-South zone had the highest charges paid on water transport with N2419.38 followed by the South-West with N950.81, while North-East had the least fare with N646.58.

TRANSPORT FARE WATCH - DECEMBER 2022

Average Transport Fare Across States

-Bus Journey Within City , Per Drop Constant Route



STATES WITH THE HIGHEST AVERAGE PRICES

TARABA

N870.20

JIGAWA

N800.15

BAUCHI

N800.10

STATES WITH THE LOWEST AVERAGE PRICES

BORNO

N500.15

ANAMBRA

N507.15

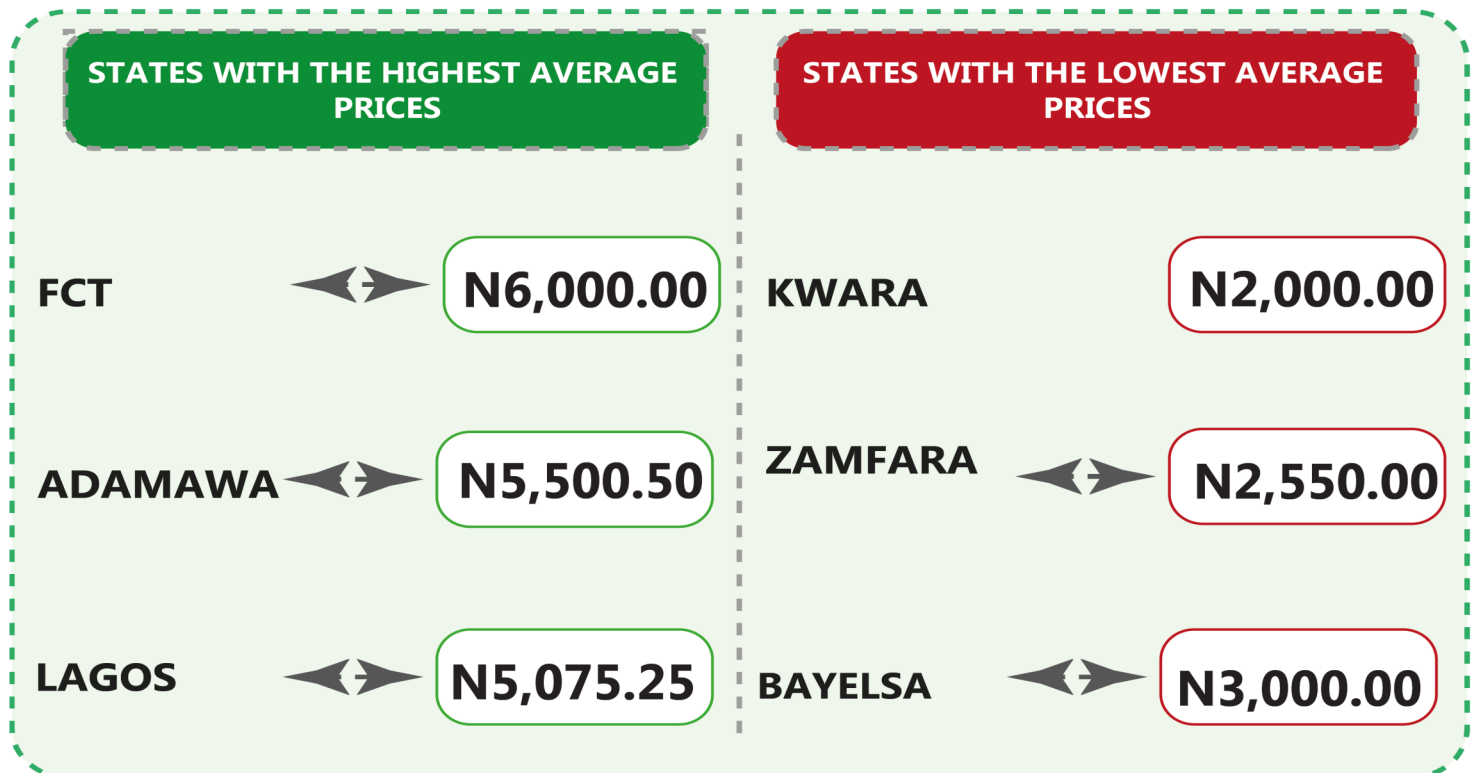
KANO

N532.15

TRANSPORT FARE WATCH - DECEMBER 2022

Average Transport Fare Across States

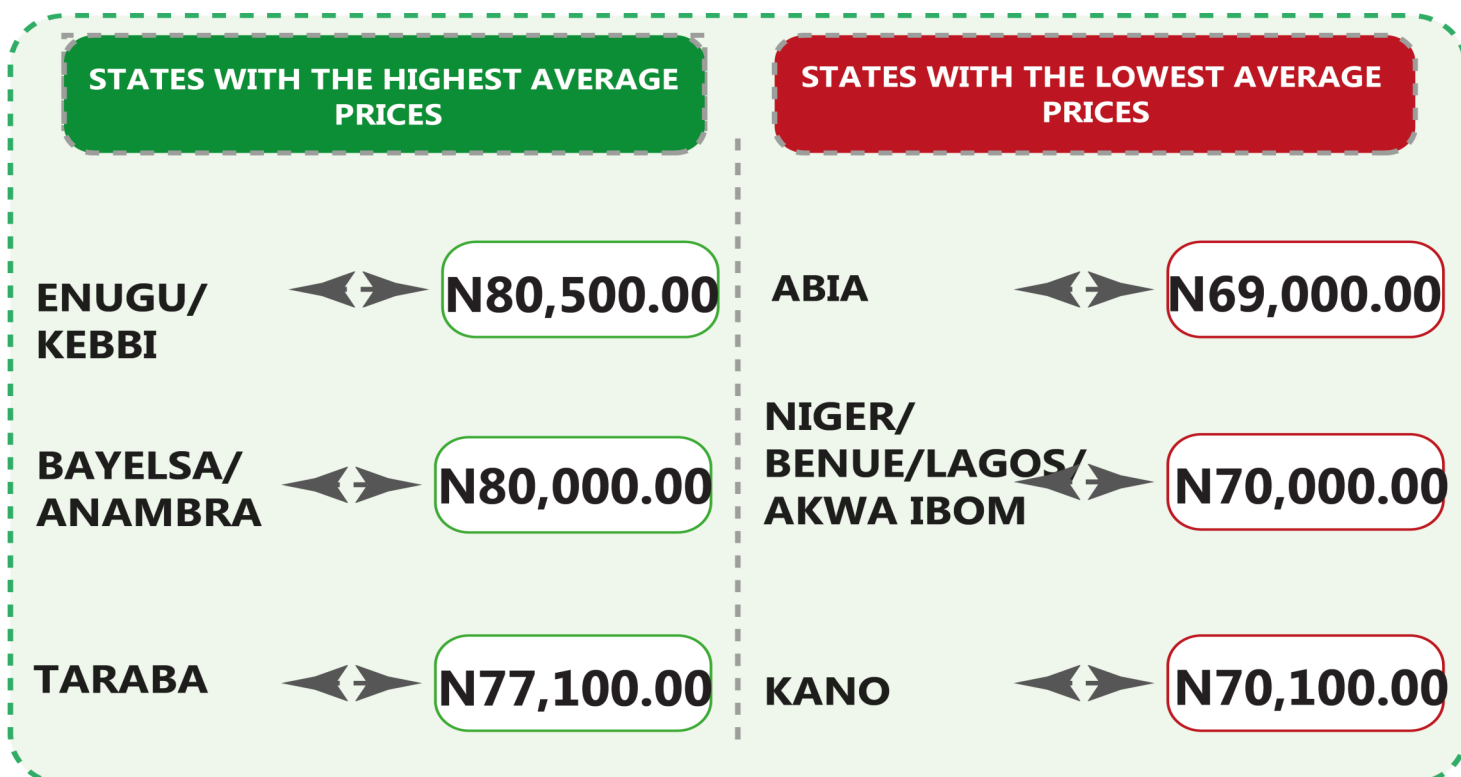
-Bus Journey Intercity, State Route, Charge Per Person



TRANSPORT FARE WATCH - DECEMBER 2022

Average Transport Fare Across States

-Air Fare Charge For Specified Routes Single Journey



TRANSPORT FARE WATCH - DECEMBER 2022

Average Transport Fare Across States

-Journey by Motorcycle (Okada) Per Drop



YoY = 38.84%

N332.37

DECEMBER 2021

N461.45

DECEMBER 2022



MoM = 0.53%

N459.02

NOVEMBER 2022

STATES WITH THE HIGHEST AVERAGE PRICES

KWARA

N762.20

LAGOS

N750.00

TARABA

N670.10

STATES WITH THE LOWEST AVERAGE PRICES

EDO

N186.15

BAYELSA

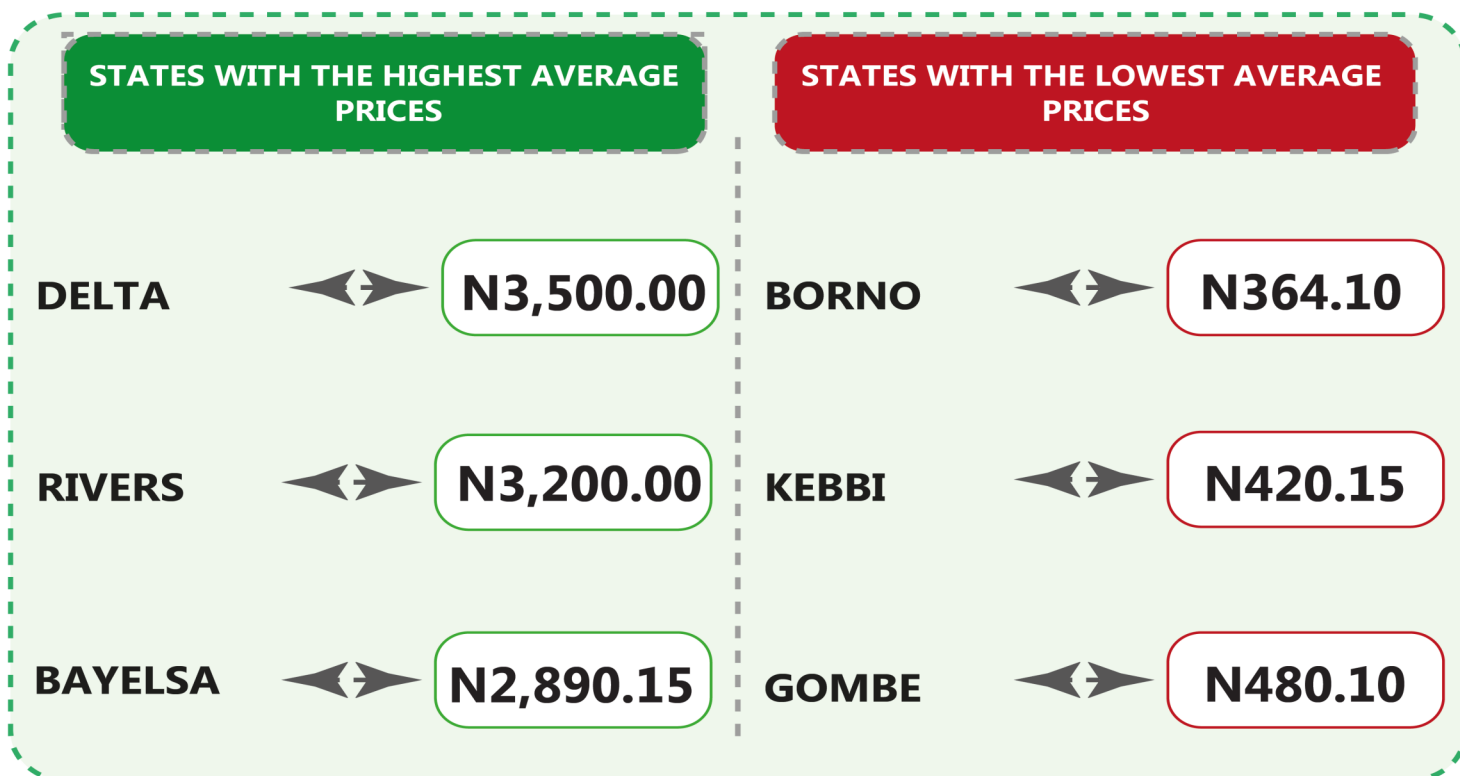
N186.45

SOKOTO

N250.15

TRANSPORT FARE WATCH - DECEMBER 2022

Average Transport Fare Across States
-Waterway Passenger Transport



TRANSPORT FARE WATCH - DECEMBER 2022

Average Transport Fare by Categories

NORTH CENTRAL



BUS JOURNEY WITHIN CITY, PER DROP CONSTANT ROUTE



BUS JOURNEY INTERCITY, STATE ROUTE, CHARGE PER PERSON



AIR FARE CHARGE FOR SPECIFIED ROUTES SINGLE JOURNEY



JOURNEY BY MOTORCYCLE (OKADA) PER DROP



WATER TRANSPORT: WATER WAY PASSENGER TRANSPORTATION



TRANSPORT FARE WATCH - DECEMBER 2022

Average Transport Fare by Categories
NORTH EAST



BUS JOURNEY WITHIN CITY, PER DROP CONSTANT ROUTE



BUS JOURNEY INTERCITY, STATE ROUTE, CHARGE PER PERSON



AIR FARE CHARGE FOR SPECIFIED ROUTES SINGLE JOURNEY



JOURNEY BY MOTORCYCLE (OKADA) PER DROP



WATER TRANSPORT: WATER WAY PASSENGER TRANSPORTATION



TRANSPORT FARE WATCH - DECEMBER 2022

Average Transport Fare by Categories
NORTH WEST



BUS JOURNEY WITHIN CITY, PER DROP CONSTANT ROUTE



BUS JOURNEY INTERCITY, STATE ROUTE, CHARGE PER PERSON



AIR FARE CHARGE FOR SPECIFIED ROUTES SINGLE JOURNEY



JOURNEY BY MOTORCYCLE (OKADA) PER DROP



WATER TRANSPORT: WATER WAY PASSENGER TRANSPORTATION



TRANSPORT FARE WATCH - DECEMBER 2022

Average Transport Fare by Categories SOUTH EAST



BUS JOURNEY WITHIN CITY, PER DROP CONSTANT ROUTE



BUS JOURNEY INTERCITY, STATE ROUTE, CHARGE PER PERSON



AIR FARE CHARGE FOR SPECIFIED ROUTES SINGLE JOURNEY



JOURNEY BY MOTORCYCLE (OKADA) PER DROP



WATER TRANSPORT: WATER WAY PASSENGER TRANSPORTATION



TRANSPORT FARE WATCH - DECEMBER 2022

Average Transport Fare by Categories
SOUTH WEST



BUS JOURNEY WITHIN CITY, PER DROP CONSTANT ROUTE



BUS JOURNEY INTERCITY, STATE ROUTE, CHARGE PER PERSON



AIR FARE CHARGE FOR SPECIFIED ROUTES SINGLE JOURNEY



JOURNEY BY MOTORCYCLE (OKADA) PER DROP



WATER TRANSPORT: WATER WAY PASSENGER TRANSPORTATION



TRANSPORT FARE WATCH - DECEMBER 2022

Average Transport Fare by Categories
SOUTH SOUTH



BUS JOURNEY WITHIN CITY, PER DROP CONSTANT ROUTE



BUS JOURNEY INTERCITY, STATE ROUTE, CHARGE PER PERSON



AIR FARE CHARGE FOR SPECIFIED ROUTES SINGLE JOURNEY



JOURNEY BY MOTORCYCLE (OKADA) PER DROP



WATER TRANSPORT: WATER WAY PASSENGER TRANSPORTATION



METHODOLOGY

Fieldwork is done solely by over 700 NBS Staff in all States of the federation supported by supervisors who are monitored by internal and external observers.

Prices are collected across all the 774 local governments across all States and the FCT from over 10,000 respondents and locations and reflect actual fare households state they actually paid for those services.

The average of all these fares is then reported for each state and the average for the country is the average for the state.

NBS audit team subsequently conducts randomly selected verification of fares recorded.

APPENDIX

Row Labels	Average of Dec-21	Average of Nov-22	Average of Dec-22	MoM	YoY
Air fare charg.for specified routes single journey	38,253.36	73,267.57	74,586.49	1.80	94.98
Bus journey intercity, state route, charg. per per	2,784.92	3,848.48	3,971.22	3.19	42.60
Bus journey within city , per drop constant rou	470.83	637.10	644.65	1.19	36.92
Journey by motorcycle (okada) per drop	332.37	459.02	461.45	0.53	38.84
Water transport : water way passenger transportat	881.48	1,006.33	1,028.73	2.23	16.71

NORTH CENTRAL

Air fare charg.for specified routes single journey	38,110.56	71,428.57	71,942.86	0.72	88.77
Bus journey intercity, state route, charg. per per	3,133.15	3,783.69	3,877.14	2.47	23.75
Bus journey within city , per drop constant rou	458.10	637.35	637.42	0.01	39.14
Journey by motorcycle (okada) per drop	364.25	523.28	526.18	0.55	44.46
Water transport : water way passenger transportat	678.37	766.67	766.70	0.00	13.02

NORTH EAST

Air fare charg.for specified routes single journey	38,768.93	72,850.00	75,850.00	4.12	95.65
Bus journey intercity, state route, charg. per per	2,687.66	3,968.05	4,077.50	2.76	51.71
Bus journey within city , per drop constant rou	517.18	690.00	695.87	0.85	34.55
Journey by motorcycle (okada) per drop	325.11	505.98	512.84	1.36	57.74
Water transport : water way passenger transportat	523.27	645.70	646.58	0.14	23.57

NORTH WEST

Air fare charg.for specified routes single journey	37,794.61	72,928.57	74,557.14	2.23	97.27
Bus journey intercity, state route, charg. per per	3,025.70	3,661.36	3,802.80	3.86	25.68
Bus journey within city , per drop constant rou	508.59	634.48	650.25	2.48	27.85
Journey by motorcycle (okada) per drop	219.28	328.62	333.29	1.42	52.00
Water transport : water way passenger transportat	669.79	710.79	724.79	1.97	8.21

SOUTH EAST

Air fare charg.for specified routes single journey	37,790.29	74,500.00	76,180.00	2.26	101.59
Bus journey intercity, state route, charg. per per	2,367.64	3,772.02	3,932.07	4.24	66.08
Bus journey within city , per drop constant rou	391.35	604.21	604.23	0.00	54.39
Journey by motorcycle (okada) per drop	354.42	482.49	472.52	-2.07	33.32
Water transport : water way passenger transportat	645.03	700.38	704.41	0.58	9.21

SOUTH SOUTH

Air fare charg.for specified routes single journey	38,397.00	74,166.67	75,250.00	1.46	95.98
Bus journey intercity, state route, charg. per per	2,339.28	3,756.44	3,928.13	4.57	67.92
Bus journey within city , per drop constant rou	466.16	657.43	657.46	0.00	41.04
Journey by motorcycle (okada) per drop	374.83	416.20	416.21	0.00	11.04
Water transport : water way passenger transportat	2,025.64	2,351.03	2,419.38	2.91	19.44

SOUTH WEST

Air fare charg.for specified routes single journey	38,681.83	74,300.00	74,450.00	0.20	92.47
Bus journey intercity, state route, charg. per per	2,988.36	4,178.57	4,246.88	1.63	42.11
Bus journey within city , per drop constant rou	466.15	594.02	616.22	3.74	32.19
Journey by motorcycle (okada) per drop	373.53	512.50	520.08	1.48	39.23
Water transport : water way passenger transportat	776.50	901.64	950.81	5.45	22.45

CONTACT



National Bureau of Statistics

Head Office

Plot 762 Independence Avenue,
Central Business District, Garki
Abuja.

Sunday J. Ichedi

Information Desk

Head, Communication & Public
Relations Department (C&PRD)
Phone: +2348037051701
sjichedi@nigerianstat.gov.ng

Moses Mathew

Statistical Information Officer

Phone: +2347069071157
matmoses@nigerianstat.gov.ng

Nuhu Joseph Waney II

Chief of Protocol

Phone: +2348037020063
jwnuhu@nigerianstat.gov.ng



@nbs_nigeria



NBSNigeria



nbs_nigeria

