



NATIONAL BUREAU OF STATISTICS

National Household Kerosene Price Watch

(DECEMBER 2022)

Report Date: January 2023

Data Source: National Bureau of Statistics (NBS)

CONTENT

Executive Summary	3
Average Kerosene Prices per liter across States	4
Average Kerosene Prices per liter across Zones	5
12 Months Average Prices per liter	6
Average Kerosene Prices per gallon across States	7
Average Kerosene Prices per gallon across Zones	8
12 Months Average Prices per gallon	9
Methodology	10
Appendix	11
Contact	13

EXECUTIVE SUMMARY

The average retail price per litre of Household Kerosene (HHK) paid by consumers in December 2022 was N1,104.61, indicating an increase of 1.94% compared to N1,083.57 recorded in November 2022. On a year-on-year basis, the average retail price per litre of the product rose by 136.04% from N467.97 in December 2021.

On state profile analysis, the highest average price per litre in December 2022 was recorded in Abuja with N1,383.33, followed by Akwa Ibom with N1,341.67 and Cross River with N1,300.00. On the other hand, the lowest price was recorded in Bayelsa with N864.58, followed by Jigawa with N904.76 and Rivers with N916.67. In addition, analysis by zone showed that the South-East recorded the highest average retail price per litre of Household Kerosene with N1,203.95, followed by the South-West with N1,177.89, while the North-West recorded the lowest with N1,011.49.

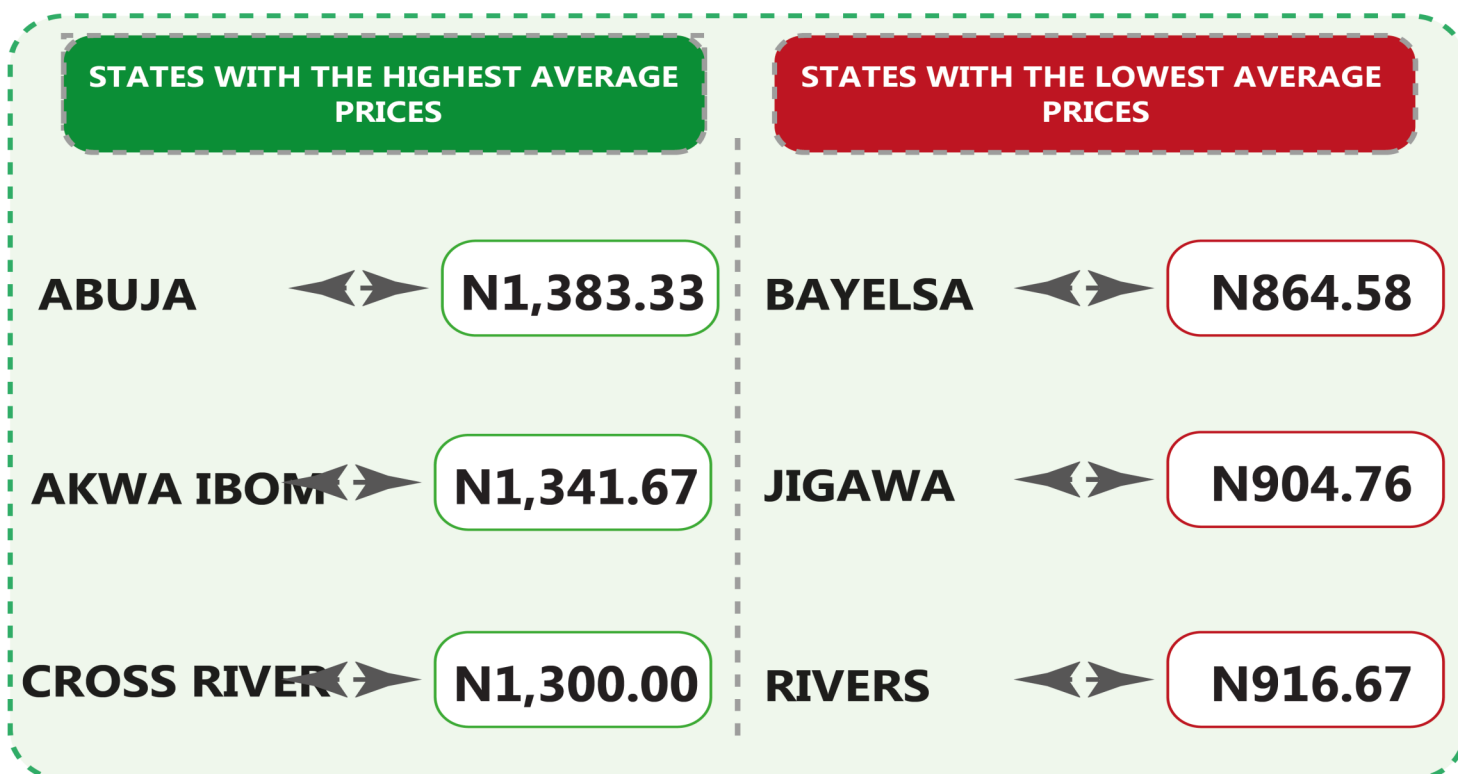
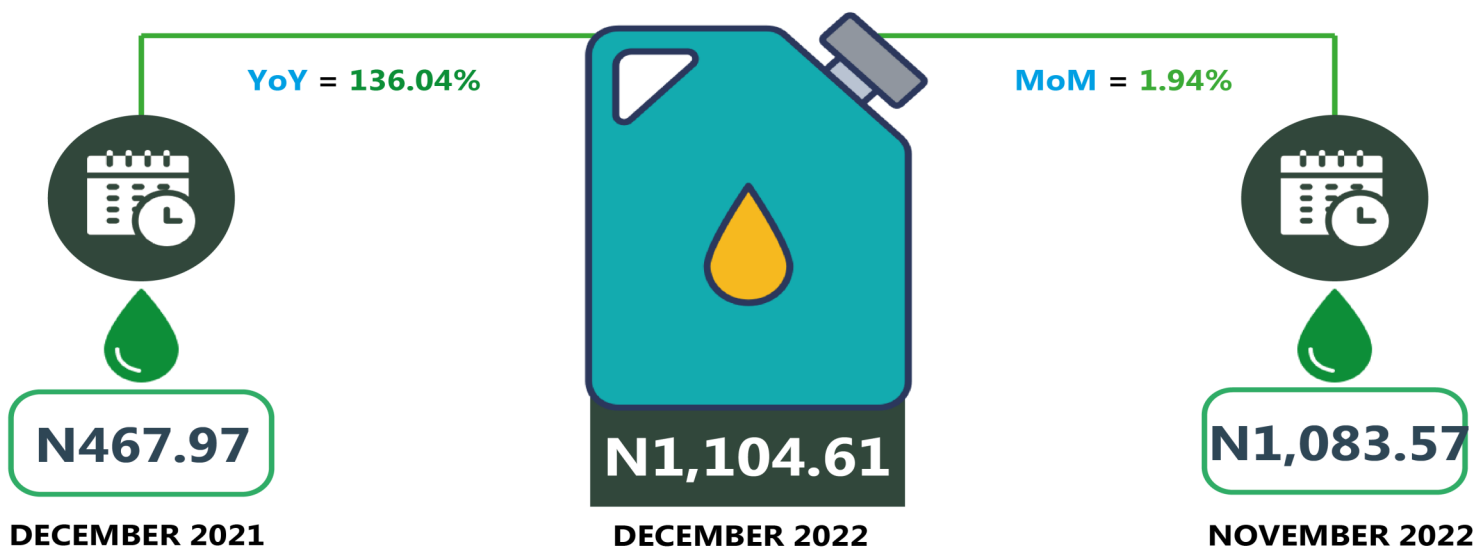
The average retail price per gallon of Household Kerosene paid by consumers in December 2022 was N3,753.38, showing an increase of 4.42% from N3,594.44 in November 2022. On a year-on-year basis, this increased by 137.15% from N1,582.73 in December 2021.

On state profile analysis, Abia recorded the highest average retail price per gallon of Household Kerosene with N4,546.43, followed by Kwara with N4,515.83 and Enugu with N4,426.47. On the other hand, Borno recorded the lowest price with N2,750.00, followed by Gombe and Bayelsa with N2,775.00 and N2,814.29 respectively. Analysis by zone showed that the South-East recorded the highest average retail price per gallon of Household Kerosene with N4,337.32, followed by the North-Central with N3,967.97, while the North-East recorded the lowest with N3,378.69.

NATIONAL HOUSEHOLD KEROSENE PRICE WATCH

- DECEMBER 2022

Average Kerosene Prices per litre Across States



NATIONAL HOUSEHOLD KEROSENE PRICE WATCH - DECEMBER 2022

Average Kerosene Prices per litre Across Zones



N1,095.17

NORTH CENTRAL

N1,011.49

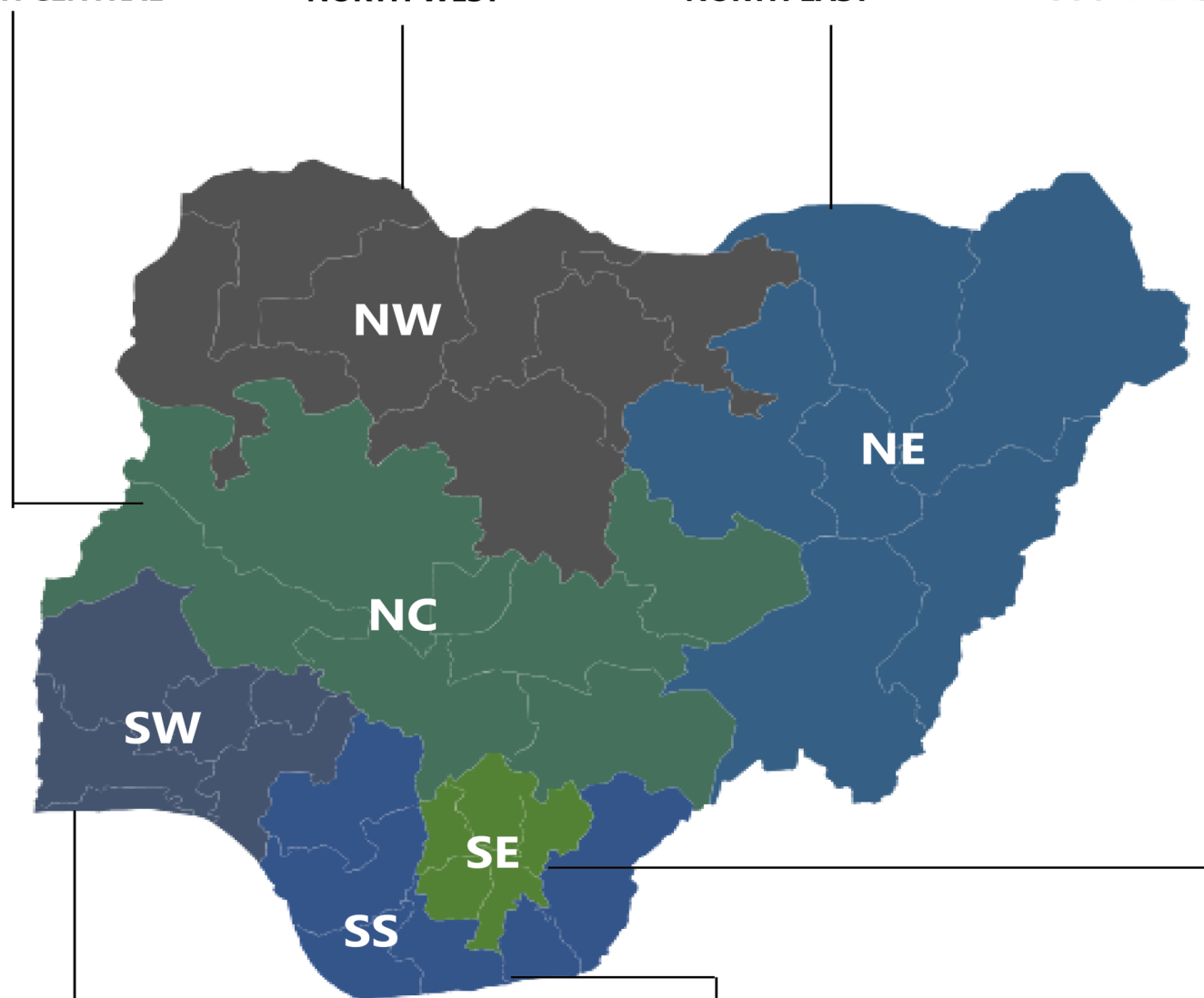
NORTH WEST

N1,085.65

NORTH EAST

N1,203.95

SOUTH EAST



N1,177.89

SOUTH WEST


N1,087.15

SOUTH SOUTH

NATIONAL HOUSEHOLD KEROSENE PRICE WATCH

- DECEMBER 2022

12 Month Average Prices per litre



NATIONAL HOUSEHOLD KEROSENE PRICE WATCH - DECEMBER 2022

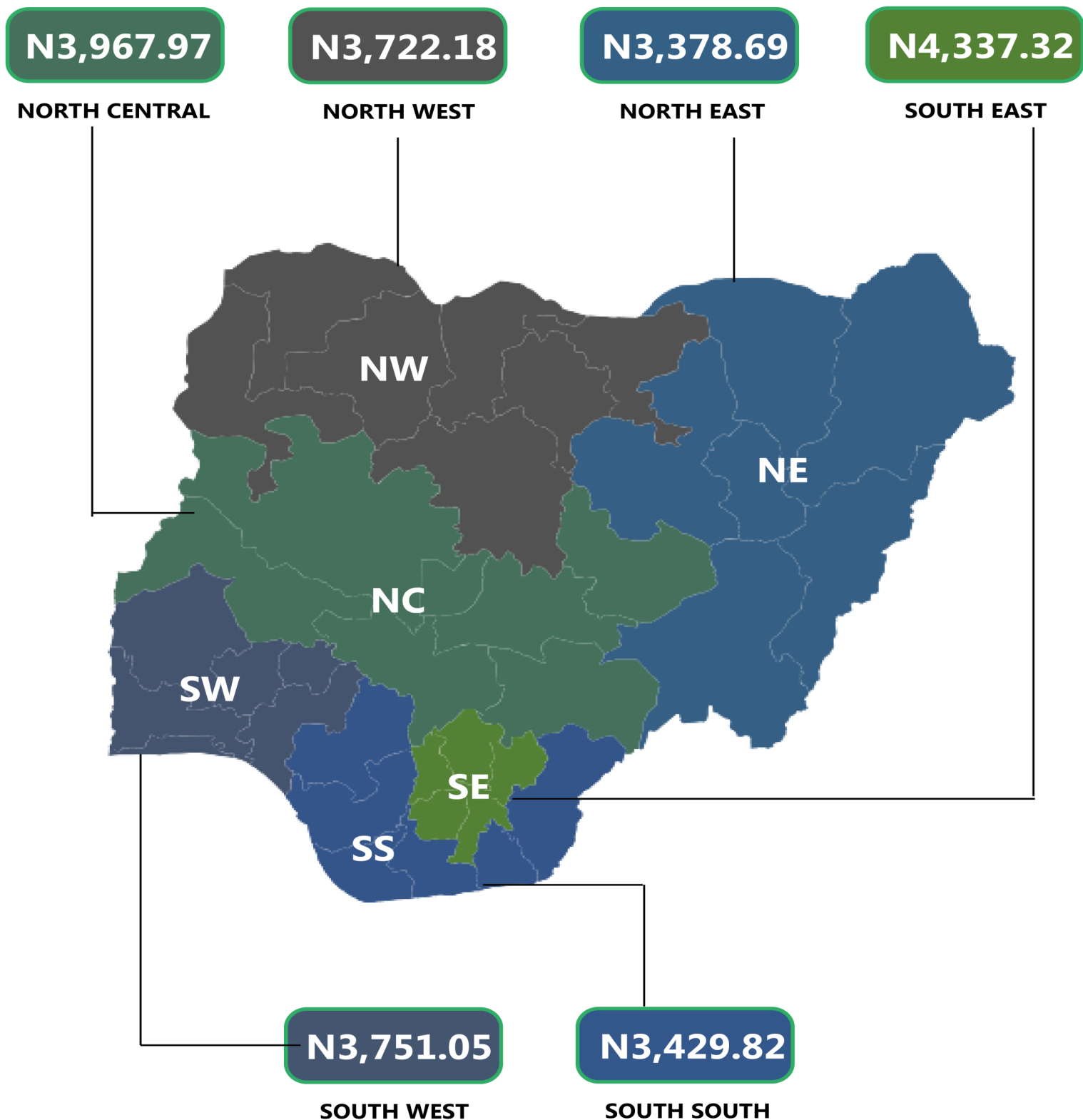
Average Kerosene Prices per gallon Across States



STATES WITH THE HIGHEST AVERAGE PRICES		STATES WITH THE LOWEST AVERAGE PRICES	
ABIA	N4,546.43	BORNO	N2,750.00
KWARA	N4,515.83	GOMBE	N2,775.00
ENUGU	N4,426.47	BAYELSA	N2,814.29


NATIONAL HOUSEHOLD KEROSENE PRICE WATCH - DECEMBER 2022

Average Kerosene Prices per gallon Across Zones



NATIONAL HOUSEHOLD KEROSENE PRICE WATCH - DECEMBER 2022

12 Month Average Prices per gallon



METHODOLOGY

Fieldwork is done solely by over 700 NBS Staff in all States of the federation supported by supervisors who are monitored by internal and external observers.

Fuel Prices are collected across all the 774 local governments across all States and the FCT from over 10,000 respondents and locations and reflect actual prices households state they actually bought those fuels together with the prices reportedly sold by the fuel suppliers.

The average of all these prices is then reported for each state and the average for the country is the average for the state.

NBS audit team subsequently conducts randomly selected verification of prices recorded.

APPENDIX

Litre						
	Average of Dec-21	Average of Nov-22	Average of Dec-22	MoM	YoY	
NORTH CENTRAL	454.32	1,092.25	1,095.17	0.27	141.06	
Abuja	500.00	1,306.67	1,383.33	5.87	176.67	
Benue	451.85	1,100.00	986.67	-10.30	118.36	
Kogi	538.75	1,043.75	985.42	-5.59	82.91	
Kwara	355.60	1,176.19	1,107.14	-5.87	211.35	
Nasarawa	384.85	913.56	926.94	1.47	140.86	
Niger	428.33	975.00	993.33	1.88	131.91	
Plateau	520.83	1,130.56	1,283.33	13.51	146.40	
NORTH EAST	461.84	958.80	1,085.65	13.23	135.07	
Adamawa	392.59	995.83	1,083.33	8.79	175.94	
Bauchi	472.22	923.33	1,016.67	10.11	115.29	
Borno	406.61	875.83	955.56	9.10	135.01	
Gombe	536.67	1,016.67	1,150.00	13.11	114.29	
Taraba	529.63	1,007.78	1,225.00	21.55	131.29	
Yobe	433.33	933.33	1,083.33	16.07	150.00	
NORTH WEST	471.40	983.83	1,011.49	2.81	114.57	
Jigawa	466.30	959.70	904.76	-5.72	94.03	
Kaduna	425.33	970.83	1,039.39	7.06	144.37	
Kano	503.33	980.00	1,037.04	5.82	106.03	
Katsina	494.52	981.03	970.37	-1.09	96.22	
Kebbi	388.67	1,050.00	1,109.52	5.67	185.47	
Sokoto	488.33	966.67	986.00	2.00	101.91	
Zamfara	533.33	978.62	1,033.33	5.59	93.75	
SOUTH EAST	512.69	1,208.77	1,203.95	-0.40	134.83	
Abia	585.00	1,245.10	1,165.56	-6.39	99.24	
Anambra	397.18	1,184.38	1,238.10	4.54	211.72	
Ebonyi	687.50	1,180.95	1,213.33	2.74	76.48	
Enugu	476.89	1,239.58	1,157.41	-6.63	142.70	
Imo	416.88	1,193.86	1,245.37	4.31	198.74	
SOUTH SOUTH	433.51	1,130.35	1,087.15	-3.82	150.78	
Akwa Ibom	500.00	1,416.67	1,341.67	-5.29	168.33	
Bayelsa	300.00	933.33	864.58	-7.37	188.19	
Cross River	521.93	1,366.67	1,300.00	-4.88	149.08	
Delta	402.22	1,190.74	1,100.00	-7.62	173.48	
Edo	476.92	964.67	1,000.00	3.66	109.68	
Rivers	400.00	910.00	916.67	0.73	129.17	
SOUTH WEST	483.23	1,163.49	1,177.89	1.24	143.76	
Ekiti	552.08	1,067.71	1,150.00	7.71	108.30	
Lagos	427.19	1,291.67	1,207.45	-6.52	182.65	
Ogun	491.11	1,208.33	1,222.22	1.15	148.87	
Ondo	476.92	1,291.67	1,275.76	-1.23	167.50	
Osun	496.49	1,088.24	1,108.97	1.91	123.36	
Oyo	455.56	1,033.33	1,102.94	6.74	142.11	
Avg	467.97	1,083.57	1,104.61	1.94	136.04	

Gallon						
	Average of Dec-21	Average of Nov-22	Average of Dec-22	MoM	YoY	
NORTH CENTRAL	1,676.06	3,811.07	3,967.97		4.12	136.74
Abuja	1,621.67	4,200.00	4,250.00		1.19	162.08
Benue	1,485.71	3,522.50	3,987.50		13.20	168.39
Kogi	1,676.82	3,940.63	4,090.63		3.81	143.95
Kwara	1,612.50	4,505.83	4,515.83		0.22	180.05
Nasarawa	1,938.64	3,358.50	3,713.50		10.57	91.55
Niger	1,433.18	3,366.67	3,420.00		1.58	138.63
Plateau	1,963.89	3,783.33	3,798.33		0.40	93.41
NORTH EAST	1,323.54	2,997.86	3,378.69		12.70	155.28
Adamawa	1,006.25	3,200.00	3,857.14		20.54	283.32
Bauchi	1,380.00	2,766.67	3,440.00		24.34	149.28
Borno	1,181.25	2,500.00	2,750.00		10.00	132.80
Gombe	1,291.67	2,430.50	2,775.00		14.17	114.84
Taraba	1,917.78	3,470.00	3,650.00		5.19	90.32
Yobe	1,164.29	3,620.00	3,800.00		4.97	226.38
NORTH WEST	1,499.94	3,652.19	3,722.18		1.92	148.15
Jigawa	2,004.44	3,557.14	3,728.57		4.82	86.02
Kaduna	1,392.14	3,512.22	3,560.00		1.36	155.72
Kano	1,842.86	3,579.17	3,611.11		0.89	95.95
Katsina	1,215.15	4,182.69	4,255.56		1.74	250.21
Kebbi	1,275.00	4,005.50	3,942.86		-1.56	209.24
Sokoto	1,220.00	3,510.00	3,600.00		2.56	195.08
Zamfara	1,550.00	3,218.57	3,357.14		4.31	116.59
SOUTH EAST	1,688.68	4,124.55	4,337.32		5.16	156.85
Abia	1,405.00	4,238.46	4,546.43		7.27	223.59
Anambra	1,538.75	4,014.58	4,223.21		5.20	174.46
Ebonyi	1,798.75	4,005.00	4,157.14		3.80	131.11
Enugu	1,947.08	4,302.21	4,426.47		2.89	127.34
Imo	1,753.82	4,062.50	4,333.33		6.67	147.08
SOUTH SOUTH	1,660.22	3,496.78	3,429.82		-1.91	106.59
Akwa Ibom	1,562.50	3,934.38	3,940.00		0.14	152.16
Bayelsa	1,825.33	2,857.14	2,814.29		-1.50	54.18
Cross River	2,035.94	4,160.00	4,218.82		1.41	107.22
Delta	1,186.54	3,083.33	3,112.50		0.95	162.32
Edo	1,749.23	3,458.33	3,233.33		-6.51	84.84
Rivers	1,601.76	3,487.50	3,260.00		-6.52	103.53
SOUTH WEST	1,663.86	3,526.82	3,751.05		6.36	125.44
Ekiti	1,955.56	3,473.33	3,815.38		9.85	95.10
Lagos	2,015.79	3,084.38	3,321.43		7.69	64.77
Ogun	1,534.67	3,420.00	3,513.50		2.73	128.94
Ondo	1,644.67	4,083.64	4,300.00		5.30	161.45
Osun	1,268.46	3,318.33	3,709.50		11.79	192.44
Oyo	1,564.00	3,781.25	3,846.50		1.73	145.94
Avg	1,582.73	3,594.44	3,753.38		4.42	137.15

CONTACT



National Bureau of Statistics

Head Office

Plot 762 Independence Avenue,
Central Business District, Garki
Abuja.

Sunday J. Ichedi

Information Desk

Head, Communication & Public
Relations Department (C&PRD)
Phone: +2348037051701
sjchedi@nigerianstat.gov.ng

Moses Mathew

Statistical Information Officer

Phone: +2347069071157
matmoses@nigerianstat.gov.ng

Nuhu Joseph Waney II

Chief of Protocol

Phone: +2348037020063
jwnuhu@nigerianstat.gov.ng



@nbs_nigeria



NBSNigeria



Nbs_nigeria

