



NATIONAL BUREAU OF STATISTICS

Transport Fare Watch

(NOVEMBER 2022)



Report Date: December 2022

Data Source: National Bureau of Statistics (NBS)

CONTENT

Executive Summary	3
Average Transport Fare Across States	
- States Bus Journey Within City, Per Drop Constant Route	5
- States Bus Journey Intercity, State Route, Charge per person	6
- Air Fare Charge for Specified Routes Single Journey	7
- Journey by Motorcycle (Okada) Per Drop	8
- Waterway Passenger Transport	9
Average Transport Fare by Categories - All Zones	
North Central.....	10
North East.....	11
North West.....	12
South East	13
South West	14
South-South.....	15
Methodology	16
Appendix	17
Contact	19

EXECUTIVE SUMMARY

This report shows Transport Fare Watch for November 2022 covering the following categories: bus journey within the city per drop constant route; bus journey intercity (state route) charge per person; air fare charge for specified routes single journey; journey by motorcycle (Okada) per drop; and water way passenger transport.

The average fare paid by commuters for bus journeys within the city per drop increased by 0.12% in November 2022 on a month-on-month from N636.30 in October 2022 to N637.10. While on a year-on-year, however, the average fare paid by commuters for bus journeys within the city per drop rose by 42.69% from N446.50 in November 2021. In another category, the average fare paid by commuters for bus journey intercity per drop rose to N3,848.48 in November 2022 indicating an increase of 0.07% on a month-on-month compared to the value of N3,845.81 in October 2022. On a year-on-year, the fare prices rose by 45.53% from N2,644.50 in November 2021.

In air travels fare, the average fare paid by air passengers for specified routes single journey, increased by 0.09% on a month-on-month from N73,198.65 in October 2022 to N73,267.57 in November 2022. On a year-on-year, the fare rose by 97.90% from N37,022.97 in November 2021. The average transport fare paid on Okada transportation was N459.02 in November 2022 which was 0.12% higher than the rate recorded in October 2022 (N458.05) on a month-on-month basis. While on a year-on-year, the fare rose by 45.13% when compared with November 2021 (N316.29). Whereas the average fare paid for water transport (waterway passenger transportation) in November 2022 increased to N1,006.33. showing an increase of 16.66% on a year-on-year basis from N862.60 in November 2021 and 0.21% on a month-on-month from N1,006.22 in October 2022.

At the state level the bus journey within the city (per drop constant route), Taraba recorded the highest with N845.15 followed by Bauchi State with N800.10. On the other hand, Borno State recorded the least fares with N500.10 followed by Anambra with N507.15. For intercity bus travel (state route charged per person fare) in November 2022, the highest fare was recorded in Abuja with N6,000.00 followed by Adamawa with N5,300.00. The least fares were recorded in Kwara N1,700.00 followed by Bayelsa N2,500.00. Taraba recorded the highest air transport charges (for specified routes single journeys) with N77, 100.00 in October 2022, followed by Delta with N76,500.00.


Conversely, Niger recorded the least fare with N67,100.00. In October 2022, Kwara state had the highest motorcycle transport fare with N762.15 followed by Lagos with N700.00. The least fare was recorded in Edo with N186.12 followed by Bayelsa with N186.47. Similarly, water transport fare was higher in Delta state with N3,300.00 followed by Rivers with N3,000.00, while the least fare was recorded in Borno with N364.10 followed by Kebbi State with N420.10.

Distribution of transport fare categories by zones shows that in November 2022, transport fares of bus journeys within the city recorded the highest in the North-East with N690.00 followed by South-South with N657.43. While the South-West recorded the least with N594.02. In terms of bus journey intercity, the South-West had the highest fare with N4,178.57 followed by North-East with N3,968.05, while North-West recorded the least with N3,661.36. South-East recorded the highest fare of air transport in November 2022 with N74,500.00, followed by South-West with N74,300.00. While North-Central had the least with N71,428.57. Also, commuters on a motorcycle (Okada) paid the highest fare in the North-Central with N523.28 followed by the South-West with N512.50, while the North-West recorded the least with N328.62. The South-South zone had the highest charges paid on water transport with N2,351.03 followed by the South-West with N901.64, while North-East had the least fare with N645.70.

TRANSPORT FARE WATCH - NOVEMBER 2022

Average Transport Fare Across States

-Bus Journey Within City , Per Drop Constant Route



STATES WITH THE HIGHEST AVERAGE PRICES

TARABA

N845.15

BAUCHI

N800.10

PLATEAU

N794.27

STATES WITH THE LOWEST AVERAGE PRICES

BORNO

N500.00

ANAMBRA

N507.15

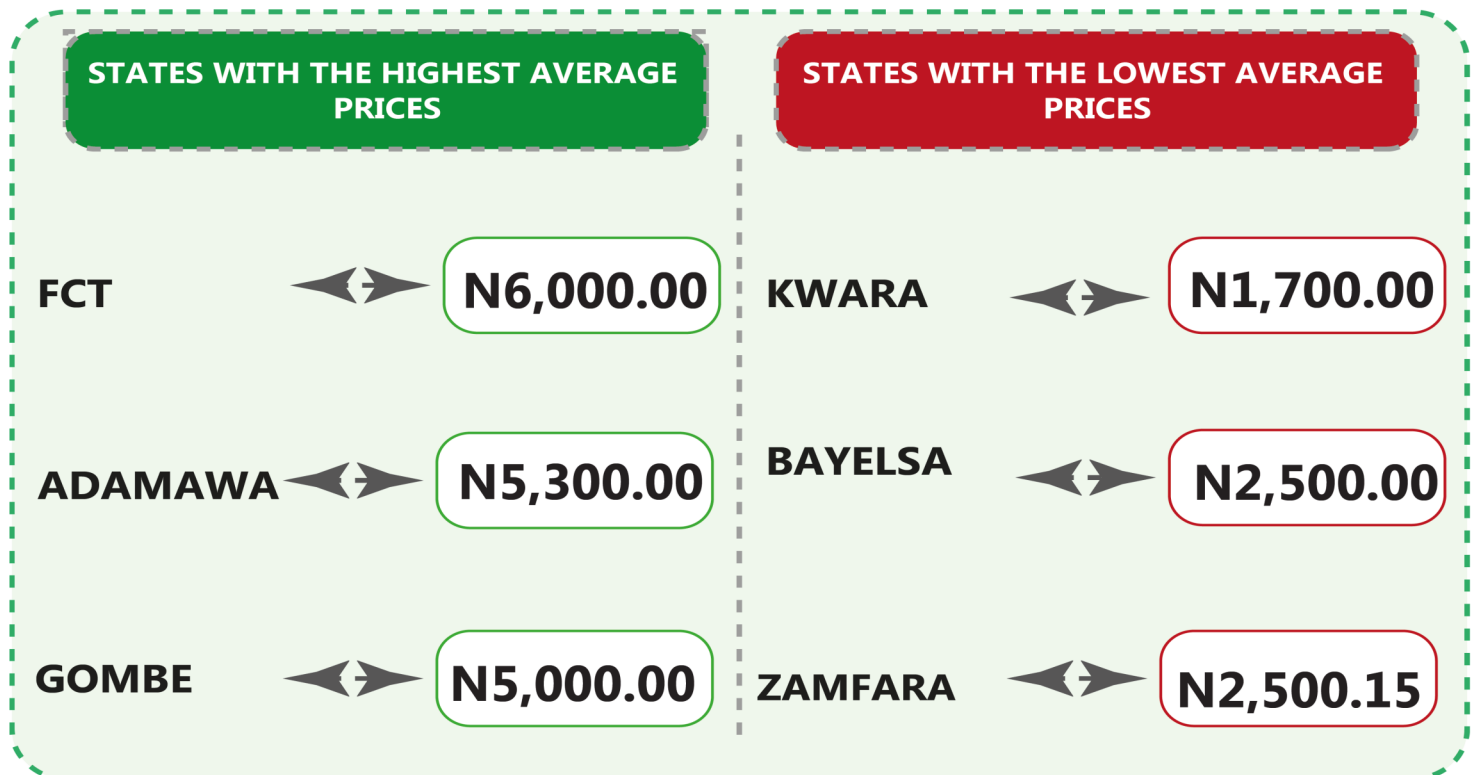
LAGOS

N515.10

TRANSPORT FARE WATCH - NOVEMBER 2022

Average Transport Fare Across States

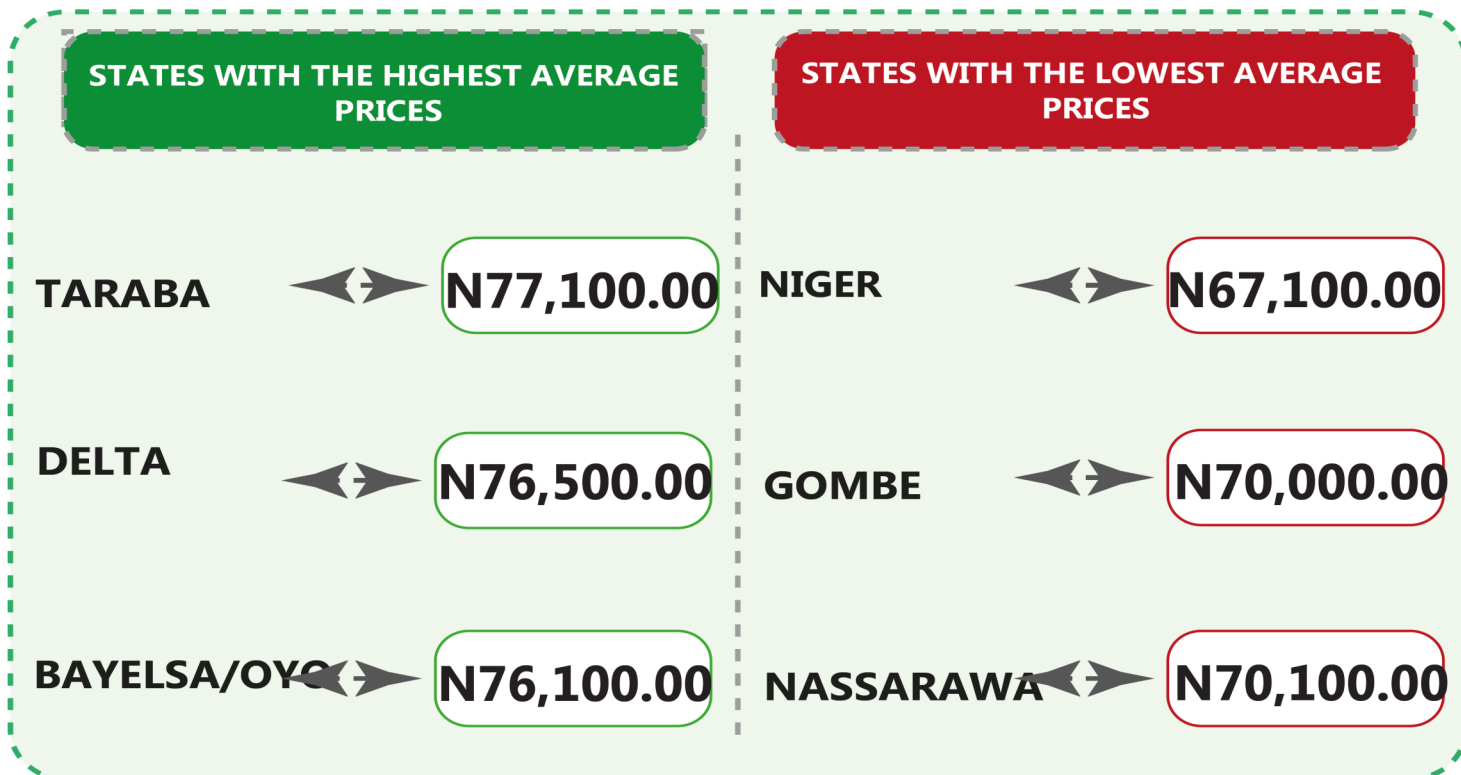
-Bus Journey Intercity, State Route, Charge Per Person



TRANSPORT FARE WATCH - NOVEMBER 2022

Average Transport Fare Across States

-Air Fare Charge For Specified Routes Single Journey



TRANSPORT FARE WATCH - NOVEMBER 2022

Average Transport Fare Across States
-Journey by Motorcycle (Okada) Per Drop



YoY = 45.13%

N316.29

NOVEMBER 2021



MoM = 0.21%

N458.05

OCTOBER 2022

N459.02

NOVEMBER 2022

STATES WITH THE HIGHEST AVERAGE PRICES

KWARA

N762.15

LAGOS

N700.00

YOBE

N670.10

STATES WITH THE LOWEST AVERAGE PRICES

EDO

N186.12

BAYELSA

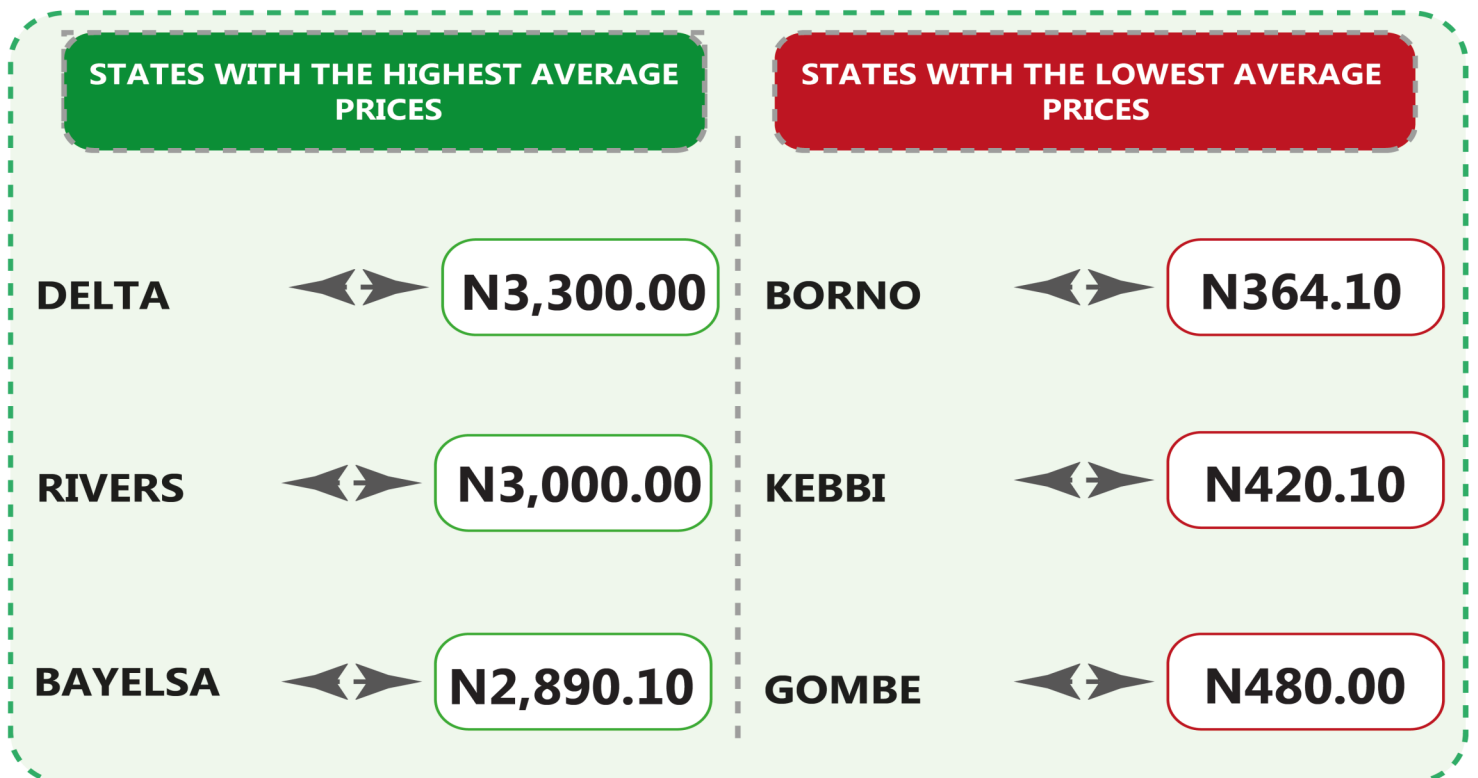
N186.47

SOKOTO

N251.00

TRANSPORT FARE WATCH - NOVEMBER 2022

Average Transport Fare Across States
-Waterway Passenger Transport



TRANSPORT FARE WATCH - NOVEMBER 2022

Average Transport Fare by Categories

NORTH CENTRAL



BUS JOURNEY WITHIN CITY, PER DROP CONSTANT ROUTE



BUS JOURNEY INTERCITY, STATE ROUTE, CHARGE PER PERSON



AIR FARE CHARGE FOR SPECIFIED ROUTES SINGLE JOURNEY



JOURNEY BY MOTORCYCLE (OKADA) PER DROP



WATER TRANSPORT: WATER WAY PASSENGER TRANSPORTATION



TRANSPORT FARE WATCH - NOVEMBER 2022

Average Transport Fare by Categories NORTH EAST



BUS JOURNEY WITHIN CITY, PER DROP CONSTANT ROUTE



BUS JOURNEY INTERCITY, STATE ROUTE, CHARGE PER PERSON



AIR FARE CHARGE FOR SPECIFIED ROUTES SINGLE JOURNEY



JOURNEY BY MOTORCYCLE (OKADA) PER DROP



WATER TRANSPORT: WATER WAY PASSENGER TRANSPORTATION



TRANSPORT FARE WATCH - NOVEMBER 2022

Average Transport Fare by Categories NORTH WEST



BUS JOURNEY WITHIN CITY, PER DROP CONSTANT ROUTE



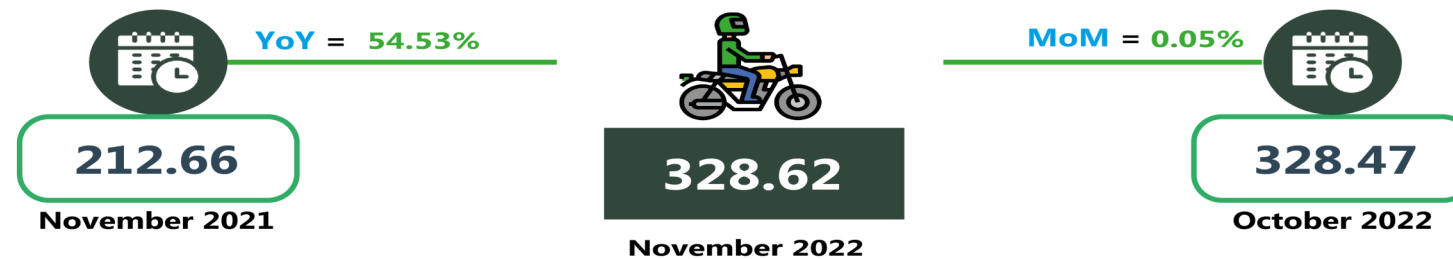
BUS JOURNEY INTERCITY, STATE ROUTE, CHARGE PER PERSON



AIR FARE CHARGE FOR SPECIFIED ROUTES SINGLE JOURNEY



JOURNEY BY MOTORCYCLE (OKADA) PER DROP



WATER TRANSPORT: WATER WAY PASSENGER TRANSPORTATION



TRANSPORT FARE WATCH - NOVEMBER 2022

Average Transport Fare by Categories SOUTH EAST




BUS JOURNEY WITHIN CITY, PER DROP CONSTANT ROUTE



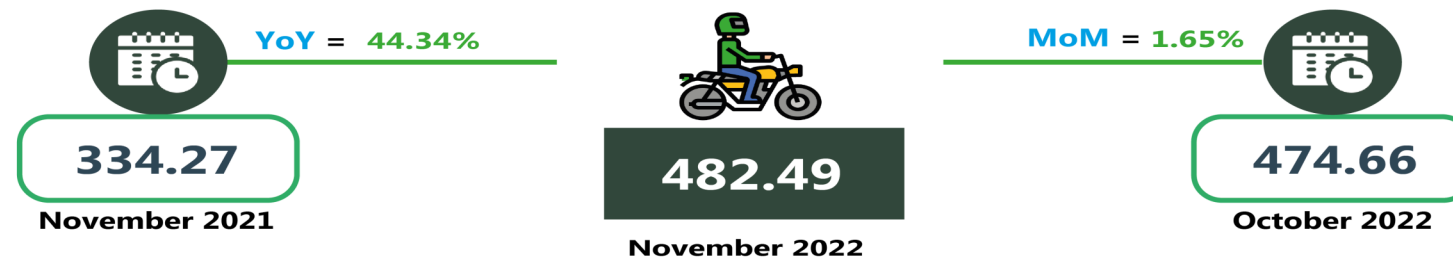
BUS JOURNEY INTERCITY, STATE ROUTE, CHARGE PER PERSON



AIR FARE CHARGE FOR SPECIFIED ROUTES SINGLE JOURNEY



JOURNEY BY MOTORCYCLE (OKADA) PER DROP



WATER TRANSPORT: WATER WAY PASSENGER TRANSPORTATION



TRANSPORT FARE WATCH - NOVEMBER 2022

Average Transport Fare by Categories SOUTH WEST




BUS JOURNEY WITHIN CITY, PER DROP CONSTANT ROUTE



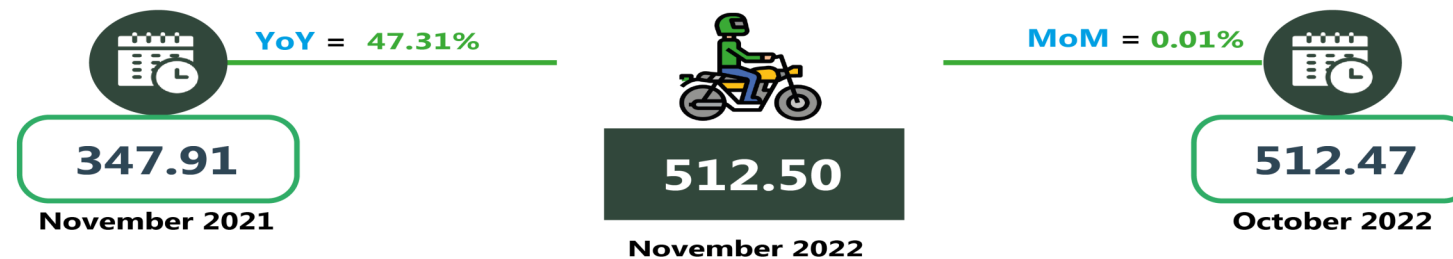
BUS JOURNEY INTERCITY, STATE ROUTE, CHARGE PER PERSON




AIR FARE CHARGE FOR SPECIFIED ROUTES SINGLE JOURNEY



JOURNEY BY MOTORCYCLE (OKADA) PER DROP



WATER TRANSPORT: WATER WAY PASSENGER TRANSPORTATION



TRANSPORT FARE WATCH - NOVEMBER 2022

Average Transport Fare by Categories
SOUTH SOUTH



BUS JOURNEY WITHIN CITY, PER DROP CONSTANT ROUTE



BUS JOURNEY INTERCITY, STATE ROUTE, CHARGE PER PERSON



AIR FARE CHARGE FOR SPECIFIED ROUTES SINGLE JOURNEY



JOURNEY BY MOTORCYCLE (OKADA) PER DROP



WATER TRANSPORT: WATER WAY PASSENGER TRANSPORTATION



METHODOLOGY

Fieldwork is done solely by over 700 NBS Staff in all States of the federation supported by supervisors who are monitored by internal and external observers.

Prices are collected across all the 774 local governments across all States and the FCT from over 10,000 respondents and locations and reflect actual fare households state they actually paid for those services.

The average of all these fares is then reported for each state and the average for the country is the average for the state.

NBS audit team subsequently conducts randomly selected verification of fares recorded.

APPENDIX

	Average of Nov-21	Average of Oct-22	Average of Nov-22	MoM	YoY
Air fare charg.for specified routes single journey	37,022.97	73,198.65	73,267.57	0.09	97.90
Bus journey intercity, state route, charg. per per	2,644.50	3,845.81	3,848.48	0.07	45.53
Bus journey within city , per drop constant rou	446.50	636.30	637.10	0.12	42.69
Journey by motorcycle (okada) per drop	316.29	458.05	459.02	0.21	45.13
Water transport : water way passenger transportat	862.60	1,006.22	1,006.33	0.01	16.66

	Average of Nov-21	Average of Oct-22	Average of Nov-22	Sum of MoM	Sum of YoY
NORTH CENTRAL					
Air fare charg.for specified routes single journey	36,985.71	71,550.00	71,428.57	-0.17	93.12
Bus journey intercity, state route, charg. per per	3,075.42	3,782.25	3,783.69	0.04	23.03
Bus journey within city , per drop constant rou	441.43	637.35	637.35	0.00	44.38
Journey by motorcycle (okada) per drop	346.00	523.24	523.28	0.01	51.24
Water transport : water way passenger transportat	663.16	766.65	766.67	0.00	15.61
NORTH EAST					
Air fare charg.for specified routes single journey	36,833.33	72,900.00	72,850.00	-0.07	97.78
Bus journey intercity, state route, charg. per per	2,581.58	3,966.38	3,968.05	0.04	53.71
Bus journey within city , per drop constant rou	494.04	689.96	690.00	0.01	39.67
Journey by motorcycle (okada) per drop	316.76	506.78	505.98	-0.16	59.74
Water transport : water way passenger transportat	506.98	645.68	645.70	0.00	27.36
NORTH WEST					
Air fare charg.for specified routes single journey	36,714.29	73,000.00	72,928.57	-0.10	98.64
Bus journey intercity, state route, charg. per per	2,729.60	3,659.01	3,661.36	0.06	34.14
Bus journey within city , per drop constant rou	478.49	633.05	634.48	0.23	32.60
Journey by motorcycle (okada) per drop	212.66	328.47	328.62	0.05	54.53
Water transport : water way passenger transportat	656.78	710.46	710.79	0.05	8.22
SOUTH EAST					
Air fare charg.for specified routes single journey	37,150.00	73,600.00	74,500.00	1.22	100.54
Bus journey intercity, state route, charg. per per	2,275.98	3,760.02	3,772.02	0.32	65.73
Bus journey within city , per drop constant rou	367.53	600.27	604.21	0.66	64.40
Journey by motorcycle (okada) per drop	334.27	474.66	482.49	1.65	44.34
Water transport : water way passenger transportat	623.33	699.49	700.38	0.13	12.36
SOUTH SOUTH					
Air fare charg.for specified routes single journey	37,366.67	74,150.00	74,166.67	0.02	98.48
Bus journey intercity, state route, charg. per per	2,175.57	3,756.43	3,756.44	0.00	72.67
Bus journey within city , per drop constant rou	441.27	657.41	657.43	0.00	48.99
Journey by motorcycle (okada) per drop	355.46	416.20	416.20	0.00	17.09
Water transport : water way passenger transportat	1,988.25	2,351.33	2,351.03	-0.01	18.25
SOUTH WEST					
Air fare charg.for specified routes single journey	37,166.67	74,366.67	74,300.00	-0.09	99.91
Bus journey intercity, state route, charg. per per	2,881.43	4,178.16	4,178.57	0.01	45.02
Bus journey within city , per drop constant rou	438.59	594.15	594.02	-0.02	35.44
Journey by motorcycle (okada) per drop	347.91	512.47	512.50	0.01	47.31
Water transport : water way passenger transportat	764.77	901.82	901.64	-0.02	17.90

CONTACT



National Bureau of Statistics

Head Office

Plot 762 Independence Avenue,
Central Business District, Garki
Abuja.

Sunday J. Ichedi

Information Desk

Head, Communication & Public
Relations Department (C&PRD)
Phone: +2348037051701
sjichedi@nigerianstat.gov.ng

Moses Mathew

Statistical Information Officer

Phone: +2347069071157
matmoses@nigerianstat.gov.ng

Nuhu Joseph Waney II

Chief of Protocol

Phone: +2348037020063
jwnuhu@nigerianstat.gov.ng



@nbs_nigeria



NBSNigeria



nbs_nigeria

