



NATIONAL BUREAU OF STATISTICS

# Federation Account Allocation Committee (FAAC)

(May 2022 Disbursement)

**Report Date: September 2022**

**Data Source: National Bureau of Statistics (NBS)**

# CONTENT

Executive Summary	3
<b>FAAC for Month of April, 2022 Shared in May, 2022</b>	
Summary of Gross Revenue Allocation by FAAC	4
Distribution of Revenue Allocation to FGN by FAAC	5
Distribution of Revenue Allocation to State Governments by FAAC	6
Methodology	15
Appendix	16
Contact	19

## EXECUTIVE SUMMARY




The Federation Account Allocation Committee (FAAC) disbursed the sum of N833.86 bn to the three tiers of government in May 2022 from the total revenue generated in April 2022. The amount disbursed comprised N626.15bn from the Statutory Account, N20bn from Non-Oil Excess Account, N8.89bn from Excess Bank Charges Recovered for the Month and N178.83bn from Valued Added Tax (VAT). The Federal Government received a total of N257.61bn from the N833.86bn, States and Local Governments received a total of N201.26bn and N149.25bn respectively. The sum of N48.49bn was shared among the oil-producing states from the 13% derivation fund. The Revenue generating agencies comprising Nigeria Customs Service (NCS), Federal Inland Revenue Service (FIRS), and Department of Petroleum Resources (DPR) received N8.15bn, N11.33bn, and N10.13bn respectively as cost of revenue collections. Further breakdown of revenue allocation distribution to the Federal Government of Nigeria (FGN) revealed that a total net amount of N128.55bn was disbursed to the FGN consolidated revenue account; N4.42bn was received as a share of derivation and ecology; N2.21bn as stabilization fund; N7.42bn for the development of natural resources; and N6.01bn to the Federal Capital Territory (FCT) Abuja.

# FEDERATION ACCOUNT ALLOCATION COMMITTEE (FAAC)

## MAY 2022 DISBURSEMENT

Summary of Gross Revenue Allocation by Federation Account Allocation Committee for the Month of April, 2022 Shared in May, 2022



 <b>FGN</b> <b>N257.61 bn</b>	<b>Statutory Allocation</b> N217.41 bn	<b>Others*</b> N15.22 bn	<b>VAT</b> N24.98 bn
 <b>STATE</b> <b>N201.26 bn</b>	<b>Statutory Allocation</b> N110.27 bn	<b>Others*</b> N7.72 bn	<b>VAT</b> N83.26 bn
 <b>LGCs</b> <b>N149.25 bn</b>	<b>Statutory Allocation</b> N85.02 bn	<b>Others*</b> N5.95 bn	<b>VAT</b> N58.28 bn

<b>13% Derivation Fund</b> N48.49 bn
<b>Cost of Collection - NCS</b> N8.15 bn
<b>Cost of Collection - FIRS</b> N11.33 bn
<b>Cost of Collections - DPR</b> N10.13 bn

<b>13% Derivation Refund to Oil Producing States</b> N25.79 bn
<b>13% Refunds on Subsidy, Priority Projects</b> N18.16 bn
<b>North East Development Commission</b> N5.15 bn

<b>FIRS Refund</b> N4.00 bn
<b>Refund of FIRS Cost of Collection</b> N0.10 bn
<b>Transfer to Non-Oil Excess Account as Savings</b> N60.00 bn
<b>13% Refunds on Subsidy, Priority Projects and Police Trust fund 2022</b> N34.45 bn








# N833.86 bn

**NB:-** Others\* for this month is the sum of Distribution of ₦20 Billion from Non-Oil Excess Account and Excess Bank Charges. See tables in appendix for details

# FEDERATION ACCOUNT ALLOCATION COMMITTEE (FAAC) MAY 2022 DISBURSEMENT

Distribution of Revenue Allocation to FGN by  
Federation Account Allocation Committee for the Month  
of April, 2022 Shared in May, 2022



BENEFICIARIES	STATUTORY ALLOCATION	OTHERS*	VAT	TOTAL
 <b>FGN (CRF Account)</b>	N91,220,206,601.30	N14,012,290,497.41	N23,313,069,886.99	N128,545,566,985.70
 <b>Share of Derivation &amp; Ecology</b>	N4,127,031,378.15	N288,913,206.13	-	N4,415,944,584.28
 <b>Stabilization</b>	N2,063,515,689.08	N144,456,603.07	-	N2,207,972,292.14
 <b>Development of Natural Resources</b>	N6,933,412,715.30	N485,374,186.30	-	N7,418,786,901.60
 <b>FCT-Abuja</b>	N4,057,668,742.15	N288,913,206.13	N1,665,219,277.64	N6,011,801,225.93
<b>TOTAL</b>	<b>N148,600,071,989.65</b>			

# FEDERATION ACCOUNT ALLOCATION COMMITTEE (FAAC) MAY 2022 DISBURSEMENT

Distribution of Revenue Allocation to State Governments by  
Federation Account Allocation Committee for the Month  
of April, 2022 Shared in May, 2022



**ABIA**

**Net Statutory  
Allocation**

**N2,523,810,724.97**

**Share of  
Ecology**

**N39,255,984.03**

**Others\***

**N185,489,997.14**

**VAT  
Allocation**

**N1,774,356,319.24**

**TOTAL**

**N4,522,913,025.37**



**ADAMAWA**

**Net Statutory  
Allocation**

**N2,203,127,151.25**

**Share of  
Ecology**

**N83,523,232.60**

**Others\***

**N197,329,458.91**

**VAT  
Allocation**

**N1,905,519,543.54**

**TOTAL**

**N4,389,499,386.30**



**AKWA IBOM**

**Net Statutory  
Allocation**

**N18,010,422,699.09**

**Share of  
Ecology**

**N42,149,703.72**

**Others\***

**N199,163,226.06**

**VAT  
Allocation**

**N1,958,186,089.10**

**TOTAL**

**N20,209,921,717.97**



**ANAMBRA**

**Net Statutory  
Allocation**

**N2,402,992,378.75**

**Share of  
Ecology**

**N83,366,761.66**

**Others\***

**N196,959,785.40**

**VAT  
Allocation**

**N1,983,401,057.92**

**TOTAL**

**N4,666,719,983.73**

# FEDERATION ACCOUNT ALLOCATION COMMITTEE (FAAC) MAY 2022 DISBURSEMENT

Distribution of Revenue Allocation to State Governments by Federation Account Allocation Committee for the Month of April, 2022 Shared in May, 2022



**BAUCHI**

**Net Statutory Allocation**

**N2,213,610,031.69**

**Share of Ecology**

**N100,293,007.39**

**Others\***

**N236,949,220.76**

**VAT Allocation**

**N2,147,638,691.24**

**TOTAL**

**N4,698,490,951.08**



**BAYELSA**

**Net Statutory Allocation**

**N18,775,937,756.32**

**Share of Ecology**

**N37,094,159.48**

**Others\***

**N175,275,074.75**

**VAT Allocation**

**N2,286,559,132.50**

**TOTAL**

**N21,274,866,123.05**



**BENUE**

**Net Statutory Allocation**

**N2,086,210,706.50**

**Share of Ecology**

**N47,015,588.89**

**Others\***

**N222,155,211.82**

**VAT Allocation**

**N1,943,438,941.26**

**TOTAL**

**N4,298,820,448.46**



**BORNO**

**Net Statutory Allocation**

**N2,906,186,957.83**

**Share of Ecology**

**N104,173,068.99**

**Others\***

**N246,116,136.74**

**VAT Allocation**

**N1,967,949,587.21**

**TOTAL**

**N5,224,425,750.77**



# FEDERATION ACCOUNT ALLOCATION COMMITTEE (FAAC) MAY 2022 DISBURSEMENT

Distribution of Revenue Allocation to State Governments by  
Federation Account Allocation Committee for the Month  
of April, 2022 Shared in May, 2022



**CROSS RIVER**

**Net Statutory  
Allocation**

**N1,350,818,838.10**

**Share of  
Ecology**

**N42,156,891.99**

**Others\***

**N199,197,191.63**

**VAT  
Allocation**

**N1,710,317,831.48**

**TOTAL**

**N3,302,490,753.21**

**Net Statutory  
Allocation**

**N25,501,159,659.19**

**Share of  
Ecology**

**N42,566,697.85**

**Others\***

**N201,133,581.44**

**VAT  
Allocation**

**N1,984,208,295.13**

**TOTAL**

**N27,729,068,233.61**

**Net Statutory  
Allocation**

**N2,021,489,393.06**

**Share of  
Ecology**

**N75,012,037.80**

**Others\***

**N177,221,167.92**

**VAT  
Allocation**

**N1,674,080,729.23**

**TOTAL**

**N3,947,803,328.00**

**Net Statutory  
Allocation**

**N4,905,220,532.00**

**Share of  
Ecology**

**N39,199,800.82**

**Others\***

**N185,224,523.61**

**VAT  
Allocation**

**N2,043,758,428.80**

**TOTAL**

**N7,173,403,285.22**



**EDO**



# FEDERATION ACCOUNT ALLOCATION COMMITTEE (FAAC) MAY 2022 DISBURSEMENT

Distribution of Revenue Allocation to State Governments by Federation Account Allocation Committee for the Month of April, 2022 Shared in May, 2022



**EKITI**

**Net Statutory Allocation**

**N1,262,012,860.21**

**Share of Ecology**

**N74,969,708.94**

**Others\***

**N177,121,163.05**

**VAT Allocation**

**N1,605,961,851.60**

**TOTAL**

**N3,120,065,583.80**



**ENUGU**

**Net Statutory Allocation**

**N2,355,415,320.06**

**Share of Ecology**

**N84,321,060.83**

**Others\***

**N199,214,383.69**

**VAT Allocation**

**N1,895,203,687.28**

**TOTAL**

**N4,534,154,451.86**



**GOMBE**

**Net Statutory Allocation**

**N1,844,232,491.87**

**Share of Ecology**

**N78,975,934.10**

**Others\***

**N186,586,149.22**

**VAT Allocation**

**N1,813,153,046.16**

**TOTAL**

**N3,922,947,621.36**



**IMO**

**Net Statutory Allocation**

**N2,867,464,361.33**

**Share of Ecology**

**N43,587,781.19**

**Others\***

**N205,958,342.60**

**VAT Allocation**

**N2,130,598,859.71**

**TOTAL**

**N5,247,609,344.84**

# FEDERATION ACCOUNT ALLOCATION COMMITTEE (FAAC) MAY 2022 DISBURSEMENT

Distribution of Revenue Allocation to State Governments by Federation Account Allocation Committee for the Month of April, 2022 Shared in May, 2022



**JIGAWA**

**Net Statutory Allocation**

**N2,809,002,894.84**

**Share of Ecology**

**N93,765,404.12**

**Others\***

**N221,527,303.03**

**VAT Allocation**

**N2,054,829,690.45**

**TOTAL**

**N5,179,125,292.45**



**KADUNA**

**Net Statutory Allocation**

**N2,200,036,956.10**

**Share of Ecology**

**N109,857,076.82**

**Others\***

**N259,545,001.44**

**VAT Allocation**

**N2,558,891,983.93**

**TOTAL**

**N5,128,331,018.29**



**KANO**

**Net Statutory Allocation**

**N3,129,059,518.38**

**Share of Ecology**

**N132,994,221.87**

**Others\***

**N314,208,119.36**

**VAT Allocation**

**N3,340,056,549.68**

**TOTAL**

**N6,916,318,409.29**



**KATSINA**

**Net Statutory Allocation**

**N2,106,683,323.41**

**Share of Ecology**

**N103,066,736.94**

**Others\***

**N243,502,350.15**

**VAT Allocation**

**N2,304,340,882.63**

**TOTAL**

**N4,757,593,293.14**

# FEDERATION ACCOUNT ALLOCATION COMMITTEE (FAAC) MAY 2022 DISBURSEMENT

Distribution of Revenue Allocation to State Governments by Federation Account Allocation Committee for the Month of April, 2022 Shared in May, 2022



**KEBBI**

**Net Statutory Allocation**

**N2,575,860,097.52**

**Share of Ecology**

**N44,267,420.62**

**Others\***

**N209,169,733.63**

**VAT Allocation**

**N1,753,899,090.39**

**TOTAL**

**N4,583,196,342.15**



**KOGI**

**Net Statutory Allocation**

**N2,298,452,441.65**

**Share of Ecology**

**N46,334,625.48**

**Others\***

**N218,937,564.77**

**VAT Allocation**

**N1,920,402,885.89**

**TOTAL**

**N4,484,127,517.79**



**KWARA**

**Net Statutory Allocation**

**N1,303,811,878.40**

**Share of Ecology**

**N37,317,732.50**

**Others\***

**N176,331,488.45**

**VAT Allocation**

**N1,700,992,321.03**

**TOTAL**

**N3,218,453,420.39**



**LAGOS**

**Net Statutory Allocation**

**(1,024,470,691.89)**

**Share of Ecology**

**N112,322,248.09**

**Others\***

**N265,369,140.39**

**VAT Allocation**

**N10,399,399,800.32**

**TOTAL**

**N9,752,620,496.92**

# FEDERATION ACCOUNT ALLOCATION COMMITTEE (FAAC) MAY 2022 DISBURSEMENT

Distribution of Revenue Allocation to State Governments by  
Federation Account Allocation Committee for the Month  
of April, 2022 Shared in May, 2022



**NASARAWA**

**Net Statutory  
Allocation**

**N2,168,955,008.62**

**Share of  
Ecology**

**N77,322,502.12**

**Others\***

**N182,679,800.93**

**VAT  
Allocation**

**N1,546,382,716.33**

**TOTAL**

**N3,975,340,028.00**



**NIGER**

**Net Statutory  
Allocation**

**N2,602,905,874.63**

**Share of  
Ecology**

**N49,658,655.63**

**Others\***

**N234,644,070.65**

**VAT  
Allocation**

**N1,928,289,953.63**

**TOTAL**

**N4,815,498,554.54**



**OGUN**

**Net Statutory  
Allocation**

**N954,522,104.96**

**Share of  
Ecology**

**N77,896,776.48**

**Others\***

**N184,036,564.13**

**VAT  
Allocation**

**N1,965,707,052.64**

**TOTAL**

**N3,182,162,498.21**



**ONDO**

**Net Statutory  
Allocation**

**N3,439,161,222.80**

**Share of  
Ecology**

**N39,025,549.36**

**Others\***

**N184,401,161.17**

**VAT  
Allocation**

**N1,854,342,098.49**

**TOTAL**

**N5,516,930,031.82**

# FEDERATION ACCOUNT ALLOCATION COMMITTEE (FAAC) MAY 2022 DISBURSEMENT

Distribution of Revenue Allocation to State Governments by Federation Account Allocation Committee for the Month of April, 2022 Shared in May, 2022



**OSUN**

**Net Statutory Allocation**

**N797,011,480.98**

**Share of Ecology**

**N76,468,773.73**

**Others\***

**N180,662,808.10**

**VAT Allocation**

**N1,798,839,952.63**

**TOTAL**

**N2,852,983,015.44**



**OYO**

**Net Statutory Allocation**

**N1,503,356,744.74**

**Share of Ecology**

**N94,041,567.10**

**Others\***

**N222,179,757.32**

**VAT Allocation**

**N3,546,484,559.08**

**TOTAL**

**N5,366,062,628.24**



**PLATEAU**

**Net Statutory Allocation**

**N1,186,357,574.59**

**Share of Ecology**

**N43,777,899.00**

**Others\***

**N206,856,675.75**

**VAT Allocation**

**N1,813,157,415.86**

**TOTAL**

**N3,250,149,565.21**



**RIVERS**

**Net Statutory Allocation**

**N18,716,992,481.79**

**Share of Ecology**

**N45,212,210.80**

**Others\***

**N213,633,998.93**

**VAT Allocation**

**N4,014,243,252.54**

**TOTAL**

**N22,990,081,944.05**



# FEDERATION ACCOUNT ALLOCATION COMMITTEE (FAAC) MAY 2022 DISBURSEMENT

Distribution of Revenue Allocation to State Governments by Federation Account Allocation Committee for the Month of April, 2022 Shared in May, 2022



**SOKOTO**

**Net Statutory Allocation**

**N1,988,604,425.40**

**Share of Ecology**

**N92,405,549.89**

**Others\***

**N218,314,552.63**

**VAT Allocation**

**N1,926,466,643.49**

**TOTAL**

**N4,225,791,171.41**



**TARABA**

**Net Statutory Allocation**

**N1,697,237,084.98**

**Share of Ecology**

**N80,766,311.39**

**Others\***

**N190,816,040.38**

**VAT Allocation**

**N1,620,962,370.45**

**TOTAL**

**N3,589,781,807.21**



**YOBE**

**Net Statutory Allocation**

**N1,924,205,327.73**

**Share of Ecology**

**N83,259,699.12**

**Others\***

**N196,706,842.68**

**VAT Allocation**

**N1,625,915,786.49**

**TOTAL**

**N3,830,087,656.02**



**ZAMFARA**

**Net Statutory Allocation**

**N2,064,649,293.32**

**Share of Ecology**

**N83,437,017.97**

**Others\***

**N197,125,770.81**

**VAT Allocation**

**N1,763,026,784.76**

**TOTAL**

**N4,108,238,866.86**



## METHODOLOGY

Data is provided by the Office of the Accountant-General of the Federation (OAGF) and verified and validated by the National Bureau of Statistics (NBS)



## APPENDIX

<b>Summary of Gross Revenue Allocation by Federation Account Allocation Committee for the Month of April, 2022 Shared in May, 2022</b>					
<b>Beneficiaries</b>	<b>Statutory</b>	<b>Distribution of ₦20 Billion from Non-Oil Excess Account</b>	<b>Distribution Excess Bank Charges Re- covered for the Month</b>	<b>VAT</b>	<b>Total</b>
	<b>₦</b>	<b>₦</b>	<b>₦</b>	<b>₦</b>	<b>₦</b>
FGN (see Table II)	217,412,013,001.09	10,536,000,000.00	4,683,947,699.04	24,978,289,164.63	257,610,249,864.76
State (see Table III)	110,274,278,424.24	5,344,000,000.00	2,375,760,867.85	83,260,963,882.10	201,255,003,174.19
LGCs (see Table IV)	85,016,846,389.95	4,120,000,000.00	1,831,612,046.32	58,282,674,717.47	149,251,133,153.74
13% Derivation Fund	48,485,093,131.00	-	-	-	48,485,093,131.00
Cost of Collection - NCS	7,505,508,916.40	-	-	642,365,372.66	8,147,874,289.06
Cost of Collections - FIRS	4,818,601,983.56	-	-	6,510,638,397.28	11,329,240,380.84
Cost of Collections - DPR	10,131,808,981.65	-	-	-	10,131,808,981.65
FIRS Refund on Cost of Col- lection	100,000,000.00	-	-	-	100,000,000.00
FIRS Refund	4,000,000,000.00	-	-	-	4,000,000,000.00
13% Derivation Refund to Oil Producing States	25,792,420,981.08	-	-	-	25,792,420,981.08
13% Refunds on Subsidy, Priority Projects and Police Trust Fund 2022	34,446,260,746.33	-	-	-	34,446,260,746.33
13% Refunds on Subsidy, Priority Projects	18,163,078,852.38	-	-	-	18,163,078,852.38
North East Development Commission	-	-	-	5,150,162,714.36	5,150,162,714.36
Transfer to Non-Oil Excess Revenue Account	60,000,000,000.00	-	-	-	60,000,000,000.00
<b>TOTAL</b>	<b>626,145,911,407.68</b>	<b>20,000,000,000.00</b>	<b>8,891,320,613.21</b>	<b>178,825,094,248.50</b>	<b>833,862,326,269.39</b>

## Distribution of Revenue Allocation to FGN by Federation Account Allocation Committee for the Month of April, 2022 Shared in May, 2022

Beneficiaries	Net Statutory Allocation	Distribution of ₦20 Billion from Non-Oil Excess Account	Excess Bank Charges for the Month	VAT	Total
	₦	₦	₦	₦	₦
FGN (CRF Account)	91,220,206,601.30	9,700,000,000.00	4,312,290,497.41	23,313,069,886.99	128,545,566,985.70
Share of Derivation & Ecology	4,127,031,378.15	200,000,000.00	88,913,206.13		-4,415,944,584.28
Stabilization	2,063,515,689.08	100,000,000.00	44,456,603.07		-2,207,972,292.14
Development of Natural Resources	6,933,412,715.30	336,000,000.00	149,374,186.30		-7,418,786,901.60
FCT-Abuja	4,057,668,742.15	200,000,000.00	88,913,206.13	1,665,219,277.64	6,011,801,225.93
<b>Total</b>	<b>108,401,835,125.98</b>	<b>10,536,000,000.00</b>	<b>4,683,947,699.04</b>	<b>24,978,289,164.63</b>	<b>148,600,071,989.65</b>

**Distribution of Revenue Allocation to State Governments by Federation Account Allocation Committee for the month of April, 2022 shared in May, 2022**

Beneficiaries	No. of LGCs	Net Statutory Allocation	Distribution of ₦20 Billion from Non-Oil Excess Account	Excess Bank Charges for the Month	Net Share of Ecology	Net VAT Allocation	Total Net Amount
ABIA	17	2,523,810,724.97	128,405,343.33	57,084,653.80	39,255,984.03	1,774,356,319.24	4,522,913,025.37
ADAMAWA	21	2,203,127,151.25	136,601,203.90	60,728,255.00	83,523,232.60	1,905,519,543.54	4,389,499,386.30
AKWA IBOM	31	18,010,422,699.09	137,870,628.16	61,292,597.90	42,149,703.72	1,958,186,089.10	20,209,921,717.97
ANAMBRA	21	2,402,992,378.75	136,345,297.63	60,614,487.77	83,366,761.66	1,983,401,057.92	4,666,719,983.73
BAUCHI	20	2,213,610,031.69	164,027,961.15	72,921,259.61	100,293,007.39	2,147,638,691.24	4,698,490,951.08
BAYELSA	8	18,775,937,756.32	121,334,069.22	53,941,005.54	37,094,159.48	2,286,559,132.50	21,274,866,123.05
BENUE	23	2,086,210,706.50	153,786,817.01	68,368,394.81	47,015,588.89	1,943,438,941.26	4,298,820,448.46
BORNO	27	2,906,186,957.83	170,373,753.44	75,742,383.30	104,173,068.99	1,967,949,587.21	5,224,425,750.77
CROSS RIVER	18	1,350,818,838.10	137,894,140.80	61,303,050.83	42,156,891.99	1,710,317,831.48	3,302,490,753.21
DELTA	25	25,501,159,659.19	139,234,605.53	61,898,975.91	42,566,697.85	1,984,208,295.13	27,729,068,233.61
EBONYI	13	2,021,489,393.06	122,681,251.09	54,539,916.83	75,012,037.80	1,674,080,729.23	3,947,803,328.00
EDO	18	4,905,220,532.00	128,221,569.44	57,002,954.17	39,199,800.82	2,043,758,428.80	7,173,403,285.22
EKITI	16	1,262,012,860.21	122,612,022.77	54,509,140.27	74,969,708.94	1,605,961,851.60	3,120,065,583.80
ENUGU	17	2,355,415,320.06	137,906,042.00	61,308,341.70	84,321,060.83	1,895,203,687.28	4,534,154,451.86
GOMBE	11	1,844,232,491.87	129,164,153.98	57,421,995.24	78,975,934.10	1,813,153,046.16	3,922,947,621.36
IMO	27	2,867,464,361.33	142,574,543.66	63,383,798.95	43,587,781.19	2,130,598,859.71	5,247,609,344.84
JIGAWA	27	2,809,002,894.84	153,352,147.52	68,175,155.51	93,765,404.12	2,054,829,690.45	5,179,125,292.45
KADUNA	23	2,200,036,956.10	179,669,877.27	79,875,124.17	109,857,076.82	2,558,891,983.93	5,128,331,018.29
KANO	44	3,129,059,518.38	217,510,389.06	96,697,730.29	132,994,221.87	3,340,056,549.68	6,916,318,409.29
KATSINA	34	2,106,683,323.41	168,564,361.19	74,937,988.96	103,066,736.94	2,304,340,882.63	4,757,593,293.14
KEBBI	21	2,575,860,097.52	144,797,627.24	64,372,106.39	44,267,420.62	1,753,899,090.39	4,583,196,342.15
KOGI	21	2,298,452,441.65	151,559,402.70	67,378,162.07	46,334,625.48	1,920,402,885.89	4,484,127,517.79
KWARA	16	1,303,811,878.40	122,065,370.99	54,266,117.46	37,317,732.50	1,700,992,321.03	3,218,453,420.39
LAGOS	20	(1,024,470,691.89)	183,701,634.10	81,667,506.30	112,322,248.09	10,399,399,800.32	9,752,620,496.92
NASSARAWA	13	2,168,955,008.62	126,459,986.63	56,219,814.29	77,322,502.12	1,546,382,716.33	3,975,340,028.00
NIGER	25	2,602,905,874.63	162,432,222.32	72,211,848.33	49,658,655.63	1,928,289,953.63	4,815,498,554.54
OGUN	20	954,522,104.96	127,399,205.18	56,637,358.95	77,896,776.48	1,965,707,052.64	3,182,162,498.21
ONDO	18	3,439,161,222.80	127,651,597.27	56,749,563.91	39,025,549.36	1,854,342,098.49	5,516,930,031.82
OSUN	30	797,011,480.98	125,063,724.52	55,599,083.59	76,468,773.73	1,798,839,952.63	2,852,983,015.44
OYO	33	1,503,356,744.74	153,803,808.62	68,375,948.70	94,041,567.10	3,546,484,559.08	5,366,062,628.24
PLATEAU	17	1,186,357,574.59	143,196,414.26	63,660,261.49	43,777,899.00	1,813,157,415.86	3,250,149,565.21
RIVERS	23	18,716,992,481.79	147,888,012.31	65,745,986.62	45,212,210.80	4,014,243,252.54	22,990,081,944.05
SOKOTO	23	1,988,604,425.40	151,128,122.91	67,186,429.72	92,405,549.89	1,926,466,643.49	4,225,791,171.41
TARABA	16	1,697,237,084.98	132,092,293.69	58,723,746.69	80,766,311.39	1,620,962,370.45	3,589,781,807.21
YOBE	17	1,924,205,327.73	136,170,198.18	60,536,644.50	83,259,699.12	1,625,915,786.49	3,830,087,656.02
ZAMFARA	14	2,064,649,293.32	136,460,200.94	60,665,569.87	83,437,017.97	1,763,026,784.76	4,108,238,866.86
<b>Total (States)</b>		<b>147,672,506,905.17</b>	<b>5,200,000,000.00</b>	<b>2,311,743,359.43</b>	<b>2,540,859,399.32</b>	<b>82,260,963,882.10</b>	<b>239,986,073,546.03</b>

# CONTACT



## National Bureau of Statistics

Head Office

Plot 762 Independence Avenue,  
Central Business District, Garki  
Abuja.

## Sunday J. Ichedi

Information Desk

Head, Communication & Public  
Relations Department (C&PRD)  
Phone: +2348037051701  
sjchedi@nigerianstat.gov.ng

## Moses Mathew

Statistical Information Officer

Phone: +2347069071157  
matmoses@nigerianstat.gov.ng

## Nuhu Joseph Waney II

Chief of Protocol

Phone: +2348037020063  
jwnuhu@nigerianstat.gov.ng



@nbs\_nigeria



NBSNigeria



nbs\_nigeria

