


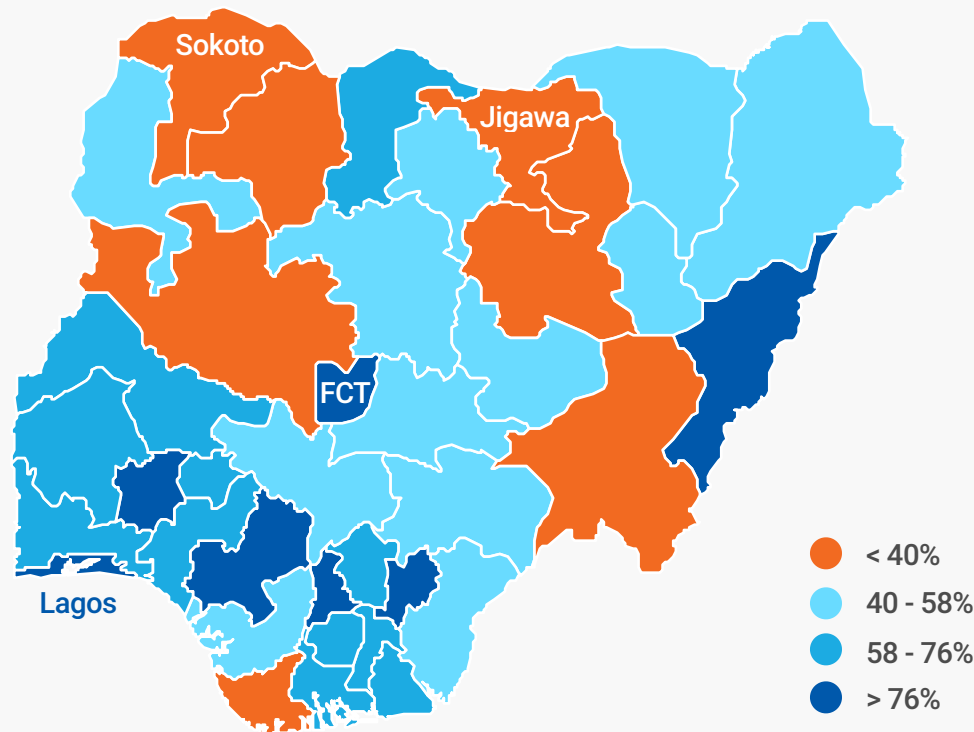
BIRTH REGISTRATION

More than half of all children under the age of five (57%) have their births registered with civil authorities in 2021. This is an increase of 10% points from 5 years ago.

- Proportion of children whose births are registered
- Proportion of children whose births are not registered



The highest levels of birth registration are found in Lagos (94%) and FCT (87%). The lowest levels are in Jigawa (23.6%) and Sokoto (22.5%).




This map does not reflect a position by UNICEF on the legal status of any country or territory or delimitation of any frontiers.

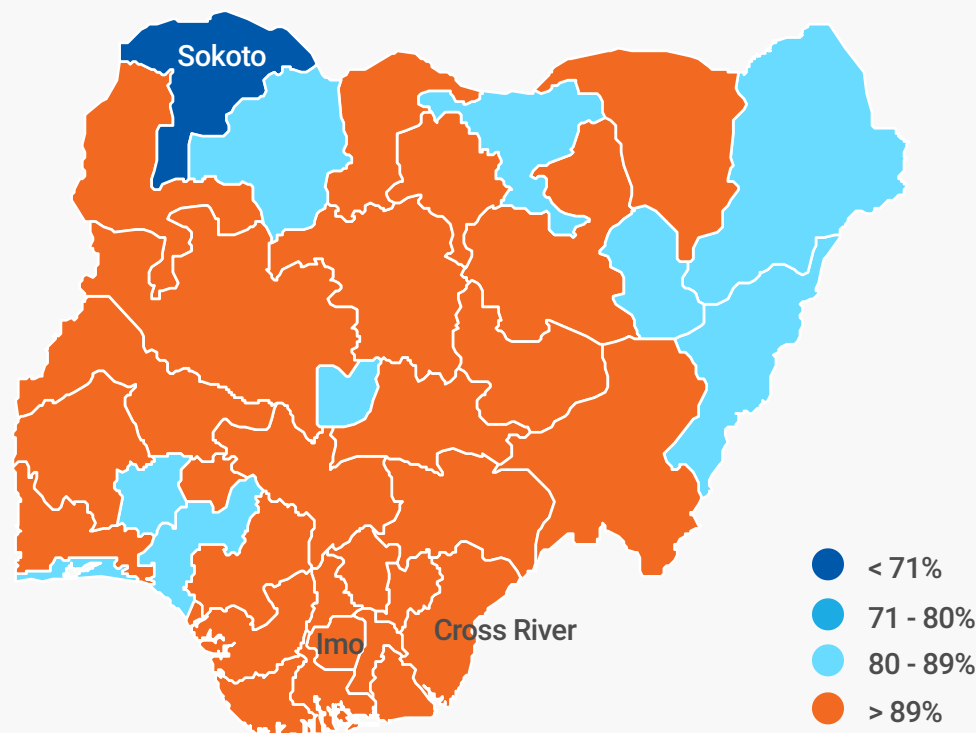
VIOLENT DISCIPLINE

Nine out of every ten children aged 1-14 years (90%) are subject to at least one form of violent discipline by caregivers. This is an increase of 5% points from 5 years ago.

- Proportion of children who have experienced any violent discipline
- Proportion of children who have not experience any violent discipline



The lowest level of violent discipline is registered in Sokoto (62%). The highest levels are in Cross River (99%) and Imo (99%).

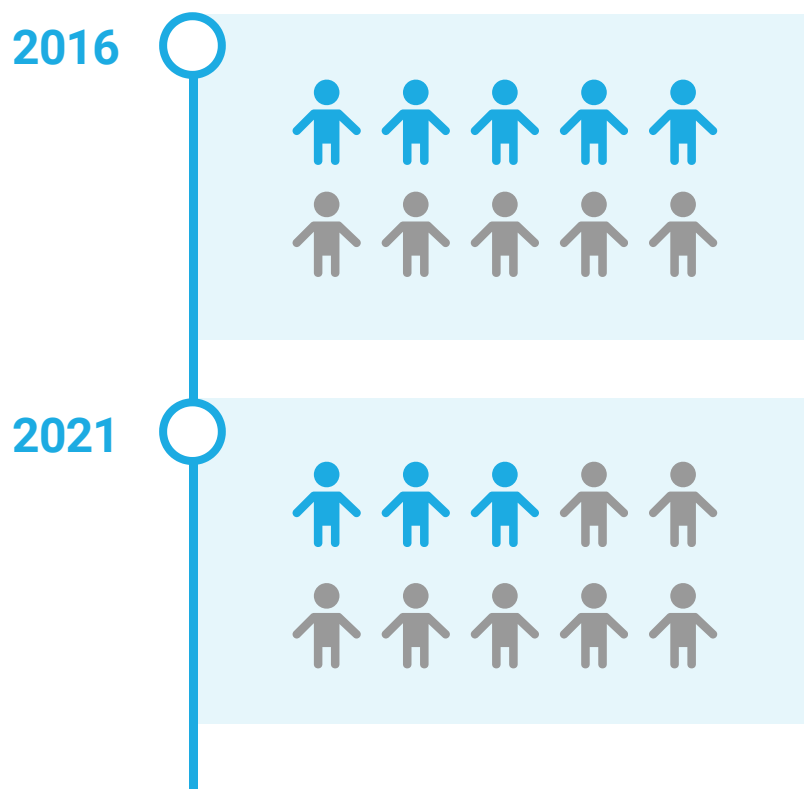


This map does not reflect a position by UNICEF on the legal status of any country or territory or delimitation of any frontiers.

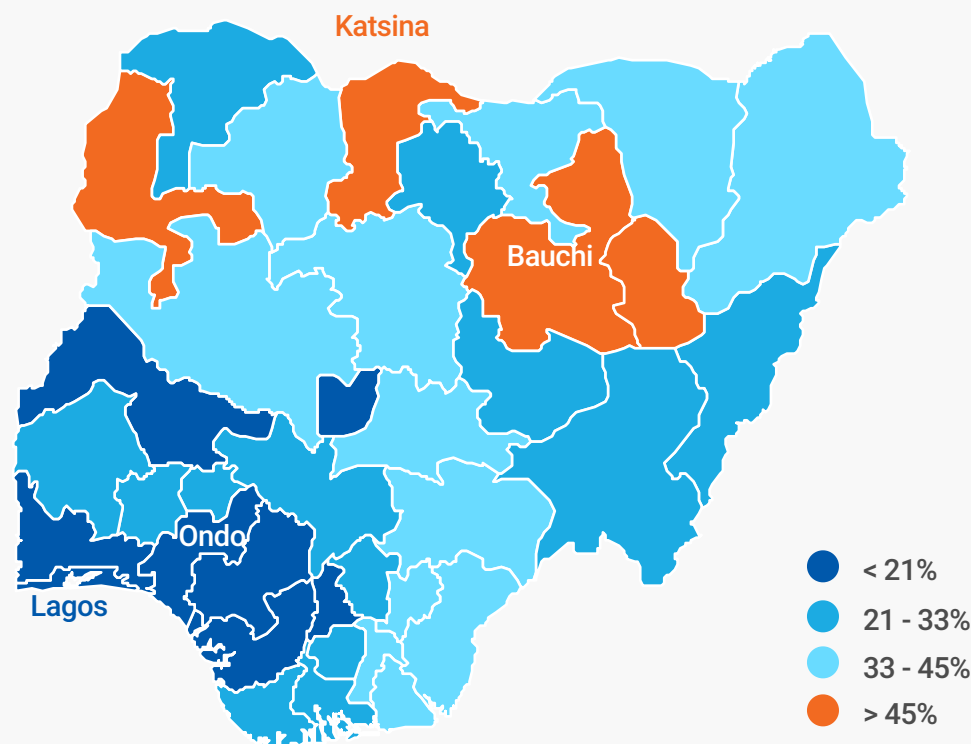
CHILD LABOUR

Three out of every ten children aged 5-17 years (32%) are engaged in child labour. This is a decrease of 19% points from 5 years ago.

- Proportion of children who are engaged in child labour
- Proportion of children who are not engaged in child labour



The smallest proportions of children engaged in child labour are found in Lagos (10%) and Ondo (9%). The largest proportions are in Bauchi (55%) and Katsina (50%).

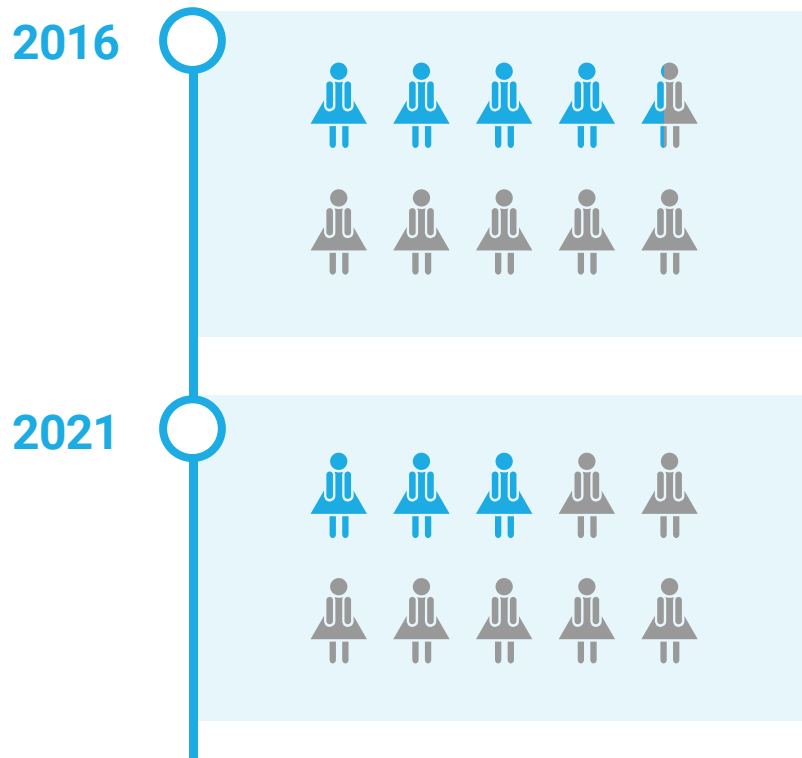


This map does not reflect a position by UNICEF on the legal status of any country or territory or delimitation of any frontiers.

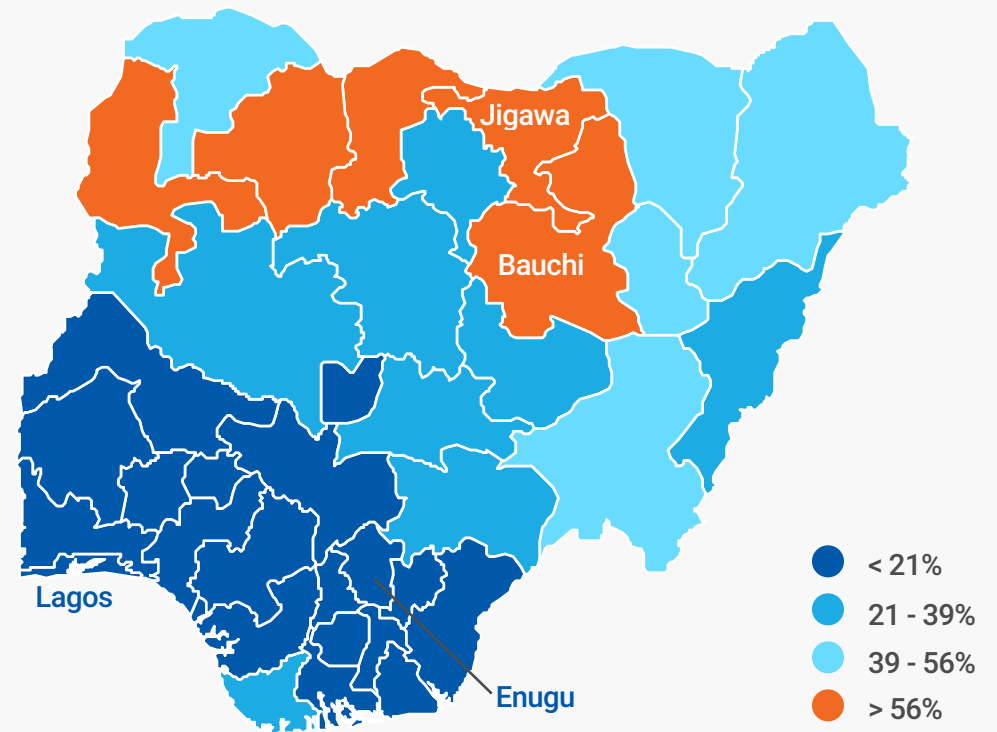
CHILD MARRIAGE

Three out of every ten women aged 20-24 years (30%) were married or in union before their 18th birthday. This is a decrease of 14% points from 5 years ago.

- Proportion of women aged 20-24 years who were first married or in a union before age 18
- Proportion of women aged 20-24 years who were not first married or in a union before age 18



The lowest levels of child marriage are found in **Enugu** (4%) and **Lagos** (3%). The highest levels are in **Bauchi** (74%) and **Jigawa** (72%).



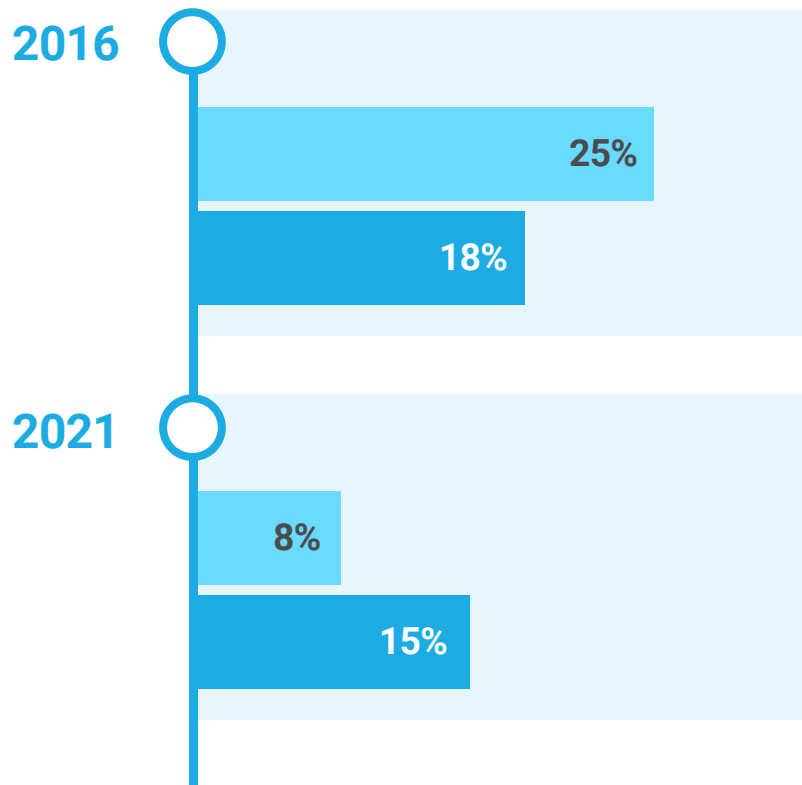
This map does not reflect a position by UNICEF on the legal status of any country or territory or delimitation of any frontiers.

FEMALE GENITAL MUTILATION (FGM)

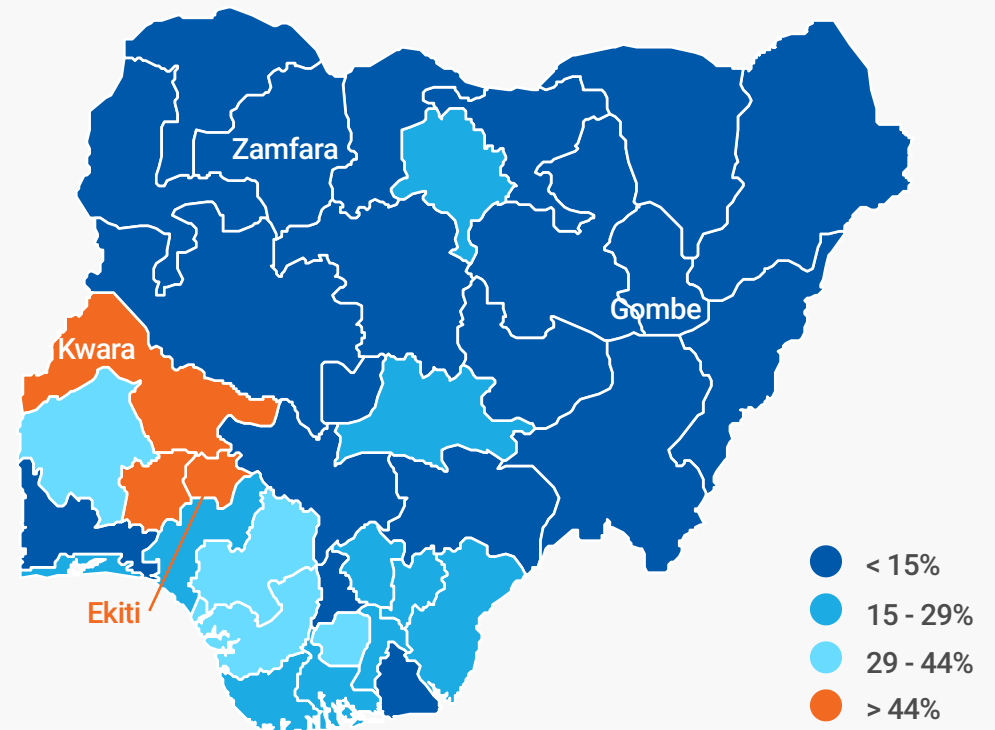
15% of women aged 15-49 years have undergone FGM, down from **18%** in 2016.

8% of girls aged 0-14 years have undergone FGM, down from **25%** in 2016.

- Percentage of girls aged 0-14 years who have undergone FGM
- Percentage of women aged 15-49 years who have undergone FGM



The lowest levels of FGM among women aged 15-49 years are found in **Gombe** (0%) and **Zamfara** (0%). The highest levels are in **Kwara** (58%) and **Ekiti** (50%).

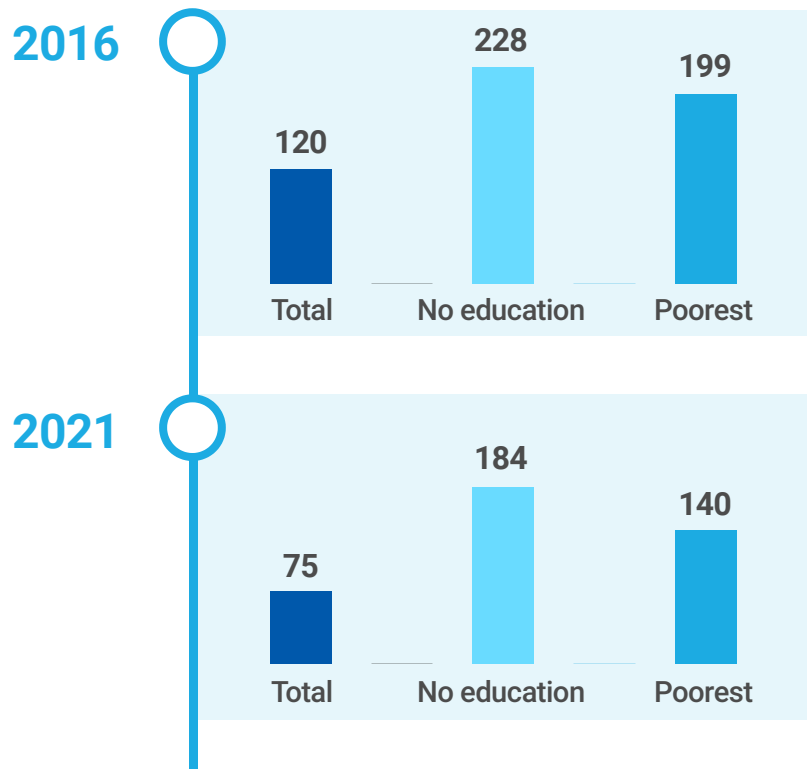


This map does not reflect a position by UNICEF on the legal status of any country or territory or delimitation of any frontiers.

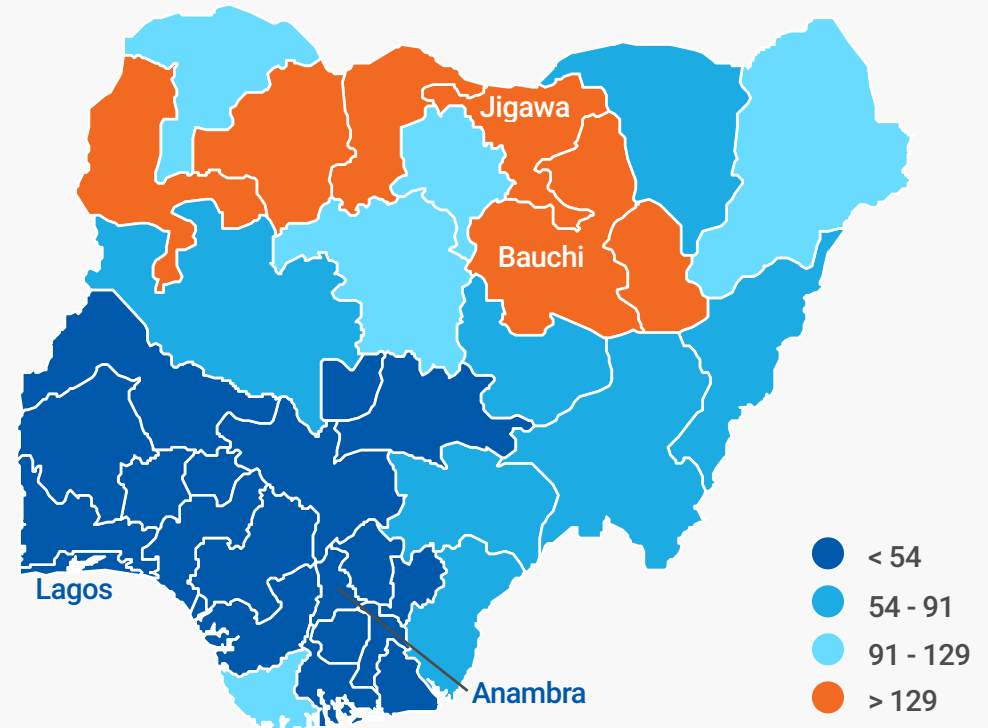
ADOLESCENT BIRTH RATE

Adolescent birth rate is **75 births** per 1,000 women aged 15-19 years. This is a **relative decrease of 38%** from 5 years ago.

- Adolescent birth rate (number of annual births per 1,000 women)
- Adolescent birth rate for adolescents with no education
- Adolescent birth rate for adolescents from the poorest households



The lowest adolescent birth rates are registered in **Lagos** (22) and **Anambra** (16). The highest rates are in **Bauchi** (166) and **Jigawa** (156).

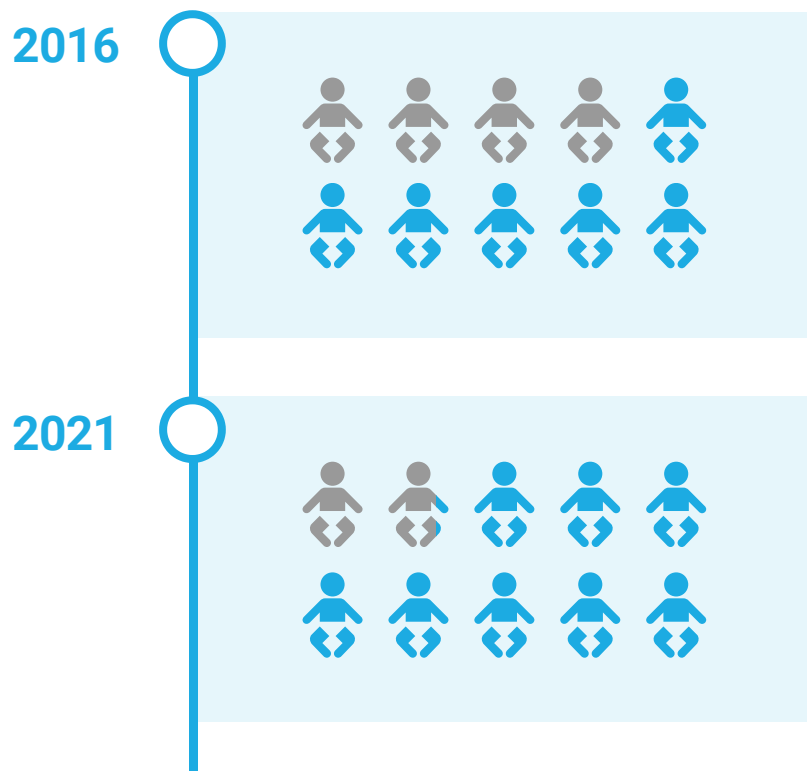


This map does not reflect a position by UNICEF on the legal status of any country or territory or delimitation of any frontiers.

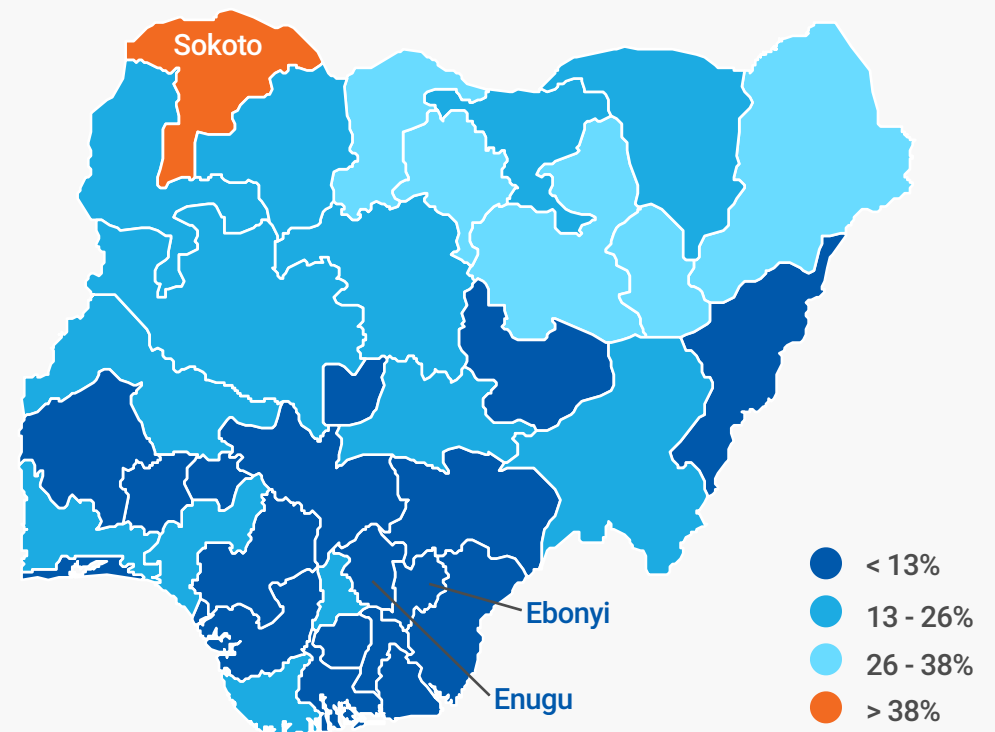
IMMUNIZATION

18% of children 12-23 months old did not receive any vaccinations. This is a **relative decrease of 55%** from 5 years ago.

- Proportion of children 12-23 months old who did not receive any vaccinations
- Proportion of children 12-23 months old who received one or more vaccinations



The smallest proportions of children who did not receive any vaccinations are found in **Enugu** (1%) and **Ebonyi** (0%). The highest percentage is in **Sokoto** (51%).

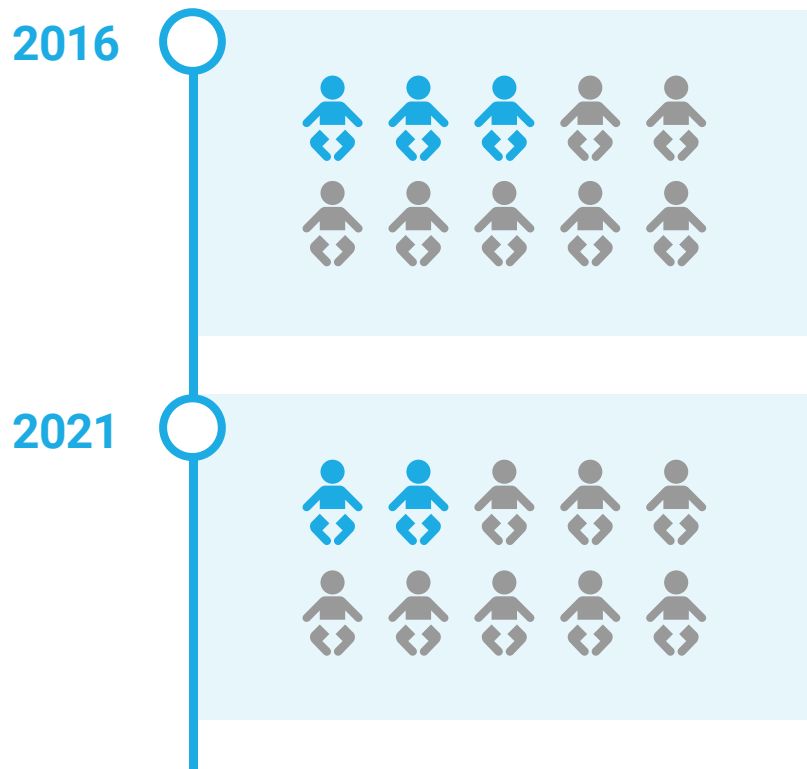


This map does not reflect a position by UNICEF on the legal status of any country or territory or delimitation of any frontiers.

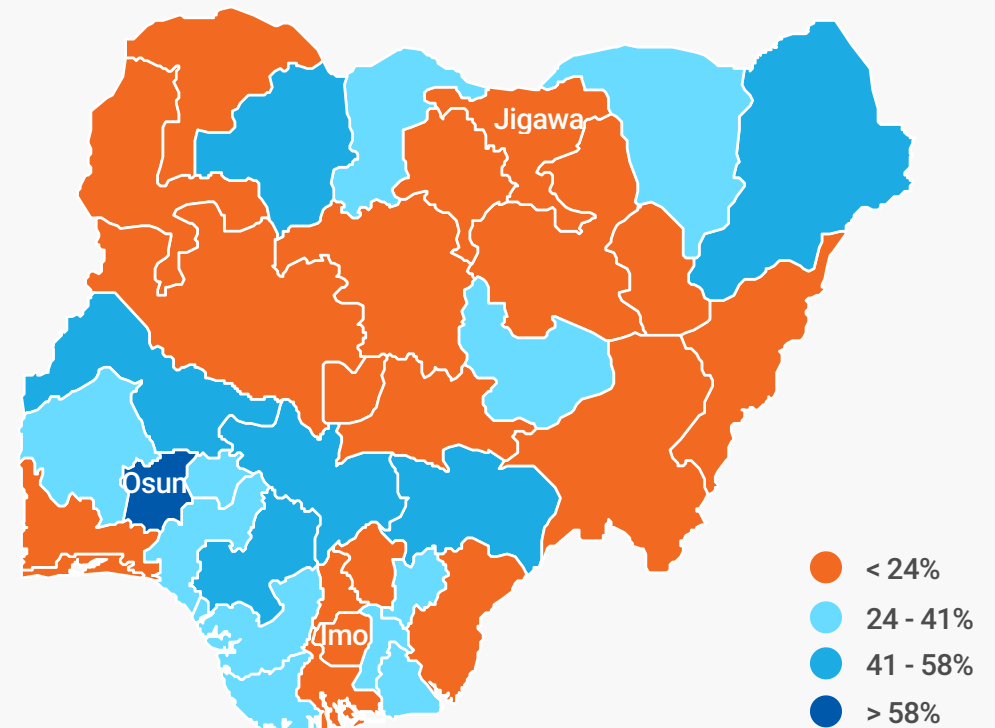
INITIAL BREASTFEEDING

Two out of every ten newborn children (23%) are breastfed within one hour of birth. This a decrease from three out of every ten from 5 years ago.

- Proportion of newborn children who were breastfed within one hour of birth
- Proportion of newborn children who were not breastfed within one hour of birth



The highest percentage of newborn children who were breastfed within one hour of birth is found in **Osun** (75%). The lowest levels are in **Jigawa** (8%) and **Imo** (7%).

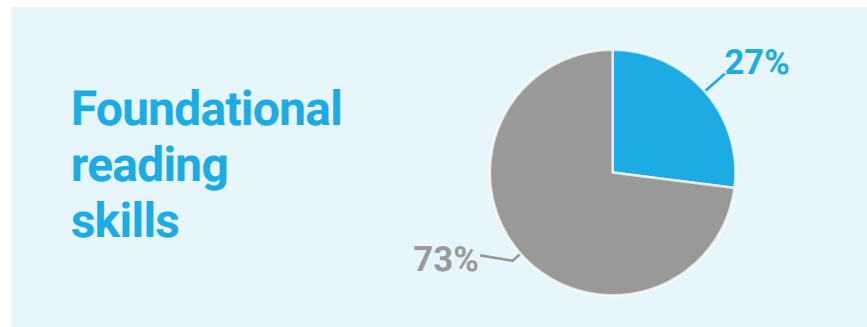


This map does not reflect a position by UNICEF on the legal status of any country or territory or delimitation of any frontiers.

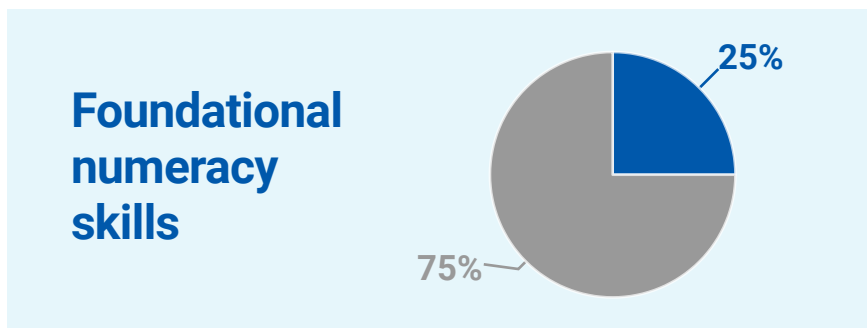
EDUCATION

Among children and adolescents aged 7-14 years only **27% have foundational reading skills** and only **25% have foundational numeracy skills**.

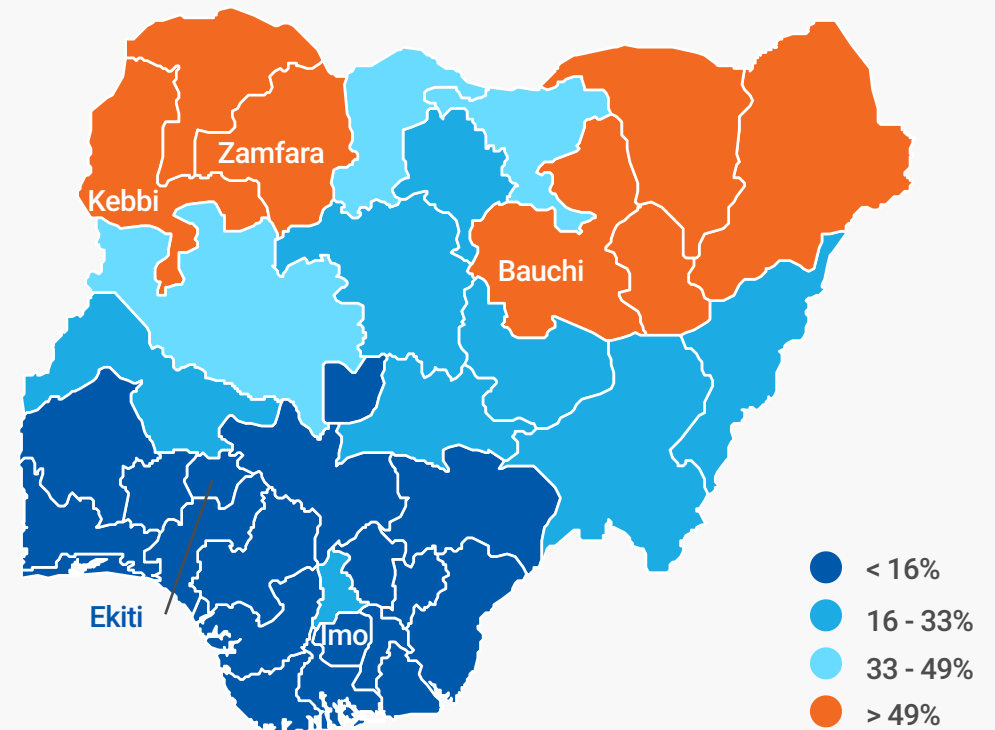
- Percentage of children and adolescents aged 7-14 years who demonstrate foundational reading skills



- Percentage of children and adolescents aged 7-14 years who demonstrate foundational numeracy skills



The lowest out-of-school rates are found in **Ekiti (2%)** and **Imo (1%)**. The highest rates are in **Kebbi (65%)**, **Zamfara (61%)** and **Bauchi (61%)**.




This map does not reflect a position by UNICEF on the legal status of any country or territory or delimitation of any frontiers.

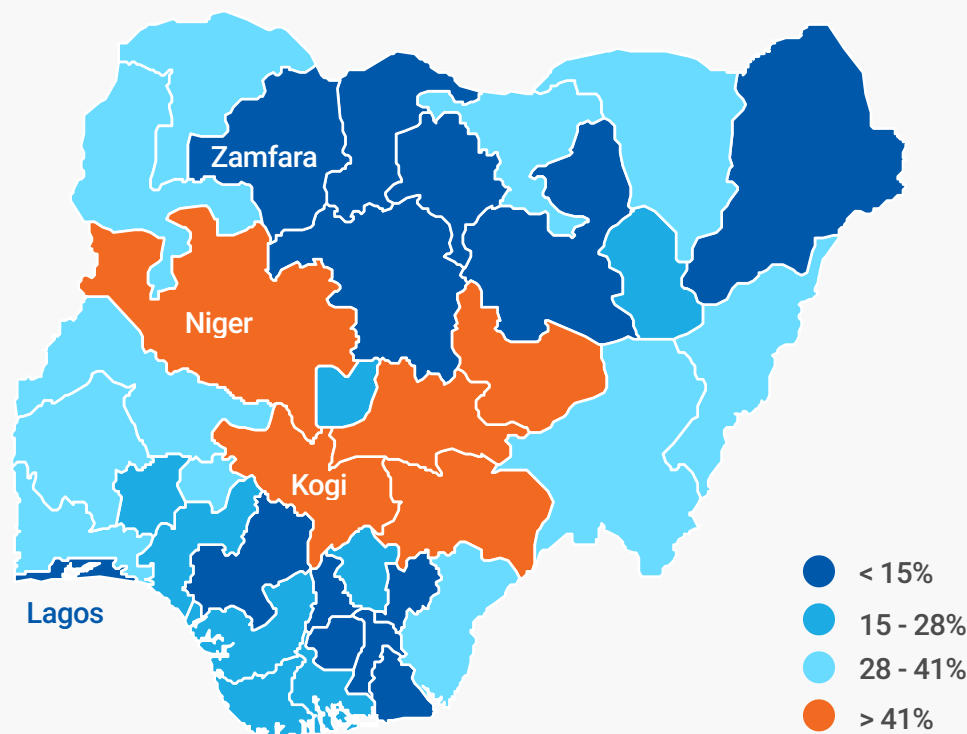
OPEN DEFECCATION

One out of every five people (22%) practice open defecation. This is an increase of 2% points from 5 years ago.

- Proportion of population practicing open defecation
- Proportion of population not practicing open defecation



The lowest open defecation rates are found in Zamfara (3%) and Lagos (2%). The highest rates are in Kogi (53%) and Niger (52%).



This map does not reflect a position by UNICEF on the legal status of any country or territory or delimitation of any frontiers.