



NATIONAL BUREAU OF STATISTICS

Transport Fare Watch

(JUNE 2022)



Report Date: July 2022

Data Source: National Bureau of Statistics (NBS)

CONTENT

Executive Summary	3
Average Transport Fare Across States	
- States Bus Journey Within City, Per Drop Constant Route	5
- States Bus Journey Intercity, State Route, Charge per person	6
- Air Fare Charge for Specified Routes Single Journey	7
- Journey by Motorcycle (Okada) Per Drop	8
- Waterway Passenger Transport	9
Average Transport Fare by Categories - All Zones	
North Central.....	10
North East.....	11
North West.....	12
South East	13
South West	14
South-South.....	15
Methodology	16
Appendix	17
Contact	19

EXECUTIVE SUMMARY

This report shows Transport Fare Watch for June 2022 covering the following categories: bus journey within the city per drop constant route; bus journey intercity, state route charged per person; air fare charge for specified routes single journey; journey by motorcycle (Okada) per drop; and water way passenger transport.

The average fare paid by commuters for bus journeys within the city per drop, increased by 0.10%, on a month-on-month from N582.06 in May 2022 to N582.61 in June 2022. In terms of year-on-year, however, the average fare paid by commuters for bus journeys within the city per drop rose by 42.02% from N410.23 in June 2021 to N582.61 in June 2022. The average fare paid by commuters for bus journey intercity per drop rose to N3,662.87 in June 2022 indicating a decline of -0.16% on a month-on-month compared to the value of N3,668.64 in May 2022. On a year-on-year, the fare prices rose by 45.21% from N2522.44 in June 2021.

While the average fare paid by air passengers for specified routes on a single journey, increased by 0.31%, on a month-on-month from N55,906.86 in May 2022 to N56,082.64 in June 2022. On a year-on-year, the fare rose by 52.97% (N36,662.57) in June 2021. In another category, the average fare paid by commuters for journeys by motorcycle per drop declined by -0.10% on month-on-month from N417.39 in May 2022 to N416.97 in June 2022. Also, in terms of year-on-year, the fare rose by 43.20% from N291.18 in June 2021 to N416.97 in June 2022. While the average fare paid for water transport (waterway passenger transportation) in June 2022 increased to N943.26 showing a growth of 0.17% on a month-on-month from N941.63 in May 2022. On year-on-year, the fare rose by 12.80% from N836.23 in June 2021 to N943.26 in June 2022.

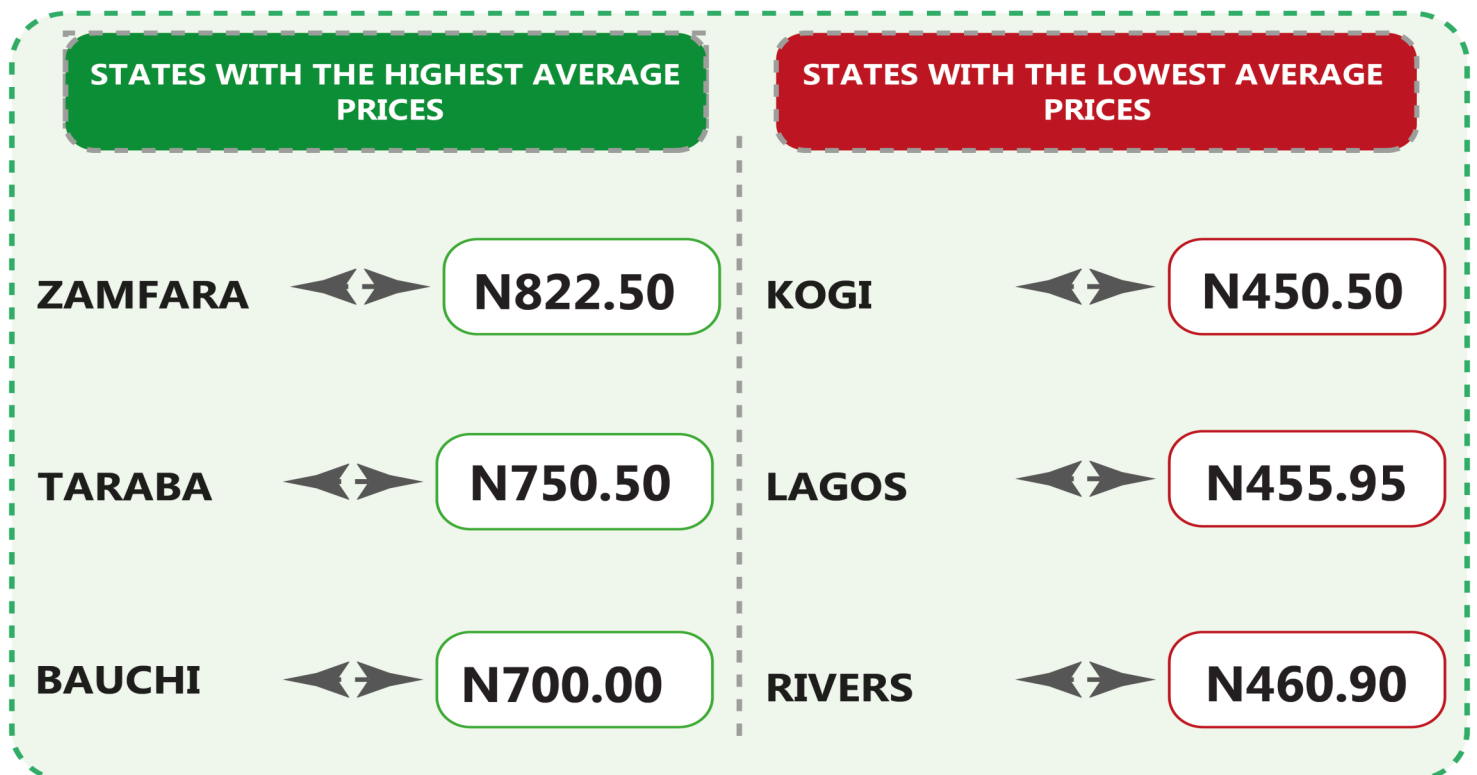
At the state level the bus journey within the city (per drop constant route), Zamfara recorded the highest with N822.50 followed by Taraba State with N750.50. On the other hand, Kogi State recorded the least fares with N450.50 followed by Lagos State with N455.95. For intercity bus travel (state route charged per person fare) in June 2022, the highest fare was recorded in Abuja with N5,540.30 followed by Adamawa with N5,200.50. The least fares were recorded in Kwara with N1,655.65 followed by Zamfara with N2,075.00. Taraba recorded the highest air transport charges (for specified routes single journey) with N67,500 in June 2022, followed by Kebbi, Kogi and Yobe with N65,000. Conversely, Borno, Gombe, Kano and Rivers State recorded the least fare with N50,000. In June 2022, Kwara state had the highest motorcycle transport fare with N690.76 followed by Lagos with N662.50. The least fare was recorded in Edo with N165.00 followed by Bayelsa with N175.00. Similarly, water transport fare was highest in Delta state with N3,150.53, followed by Rivers with N2985.80 while the least fare was recorded in Borno State with N325.50 followed by Kebbi with N400.00.

Distribution of transport fare categories by zones shows that in the intercity bus journey, the South-West had the highest fare with N3,901.73 followed by North-east with N3,761.80, while the South-east recorded the least with N3,479.04. In June 2022, transport fares for bus journeys within the city recorded the highest in the northeast with N634.33 followed by North-west with N608.49 while the South-West recorded the least with N544.53. The Northeast recorded the highest fare of air transport in June 2022 with N57,925.03 followed by the North-central with N56,221.57, while the South-south had the least with N 54,333.33. Also, commuters on a motorcycle (Okada) paid the highest fare in the North-central with N471.12 followed by the South-West with N470.86, while the North-west recorded the least with N310.66. South-south zone had the highest charges paid on water transport with N2194.72 followed by South-west with N818.54, while North-east had the least fare with N595.12.

TRANSPORT FARE WATCH - JUNE 2022

Average Transport Fare Across States

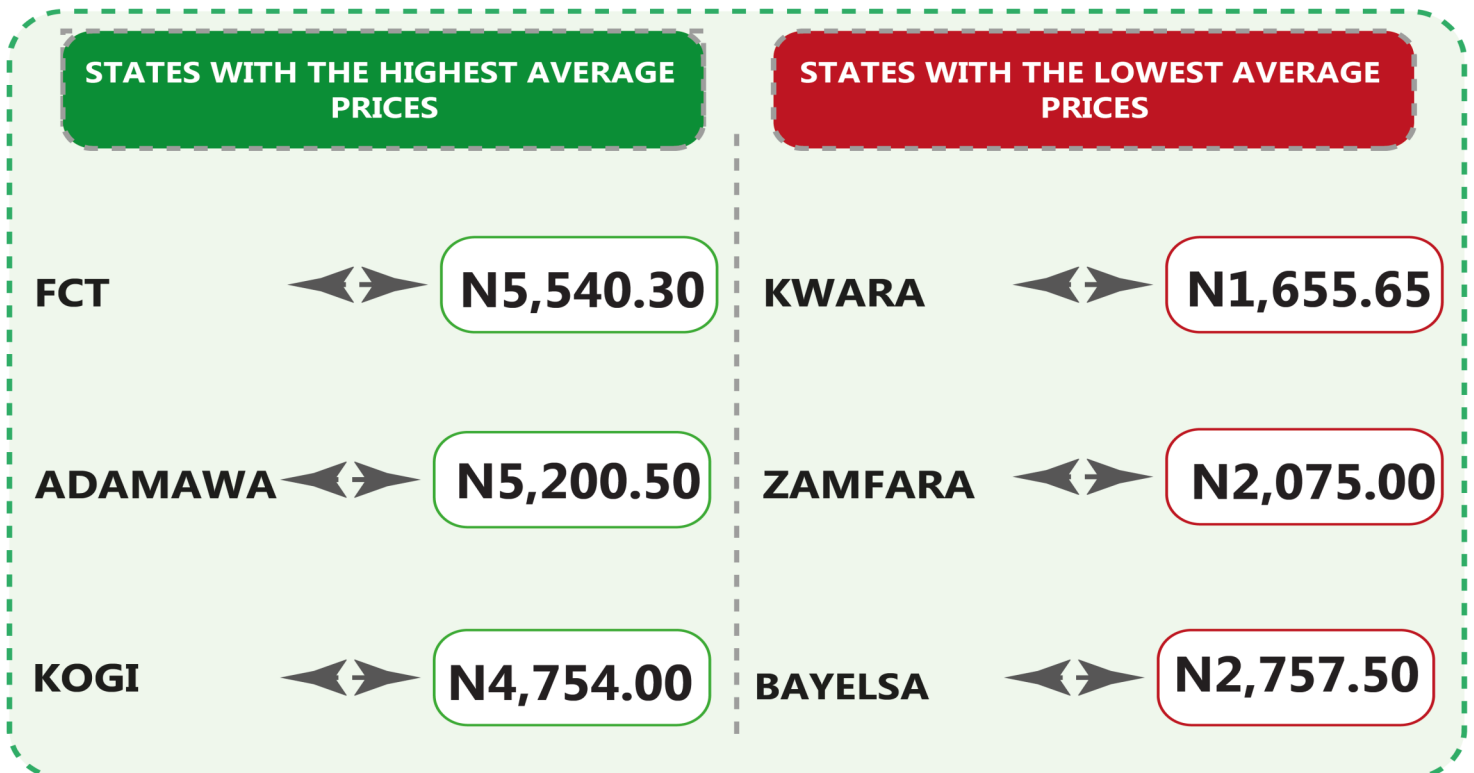

-Bus Journey Within City , Per Drop Constant Route



TRANSPORT FARE WATCH - JUNE 2022

Average Transport Fare Across States

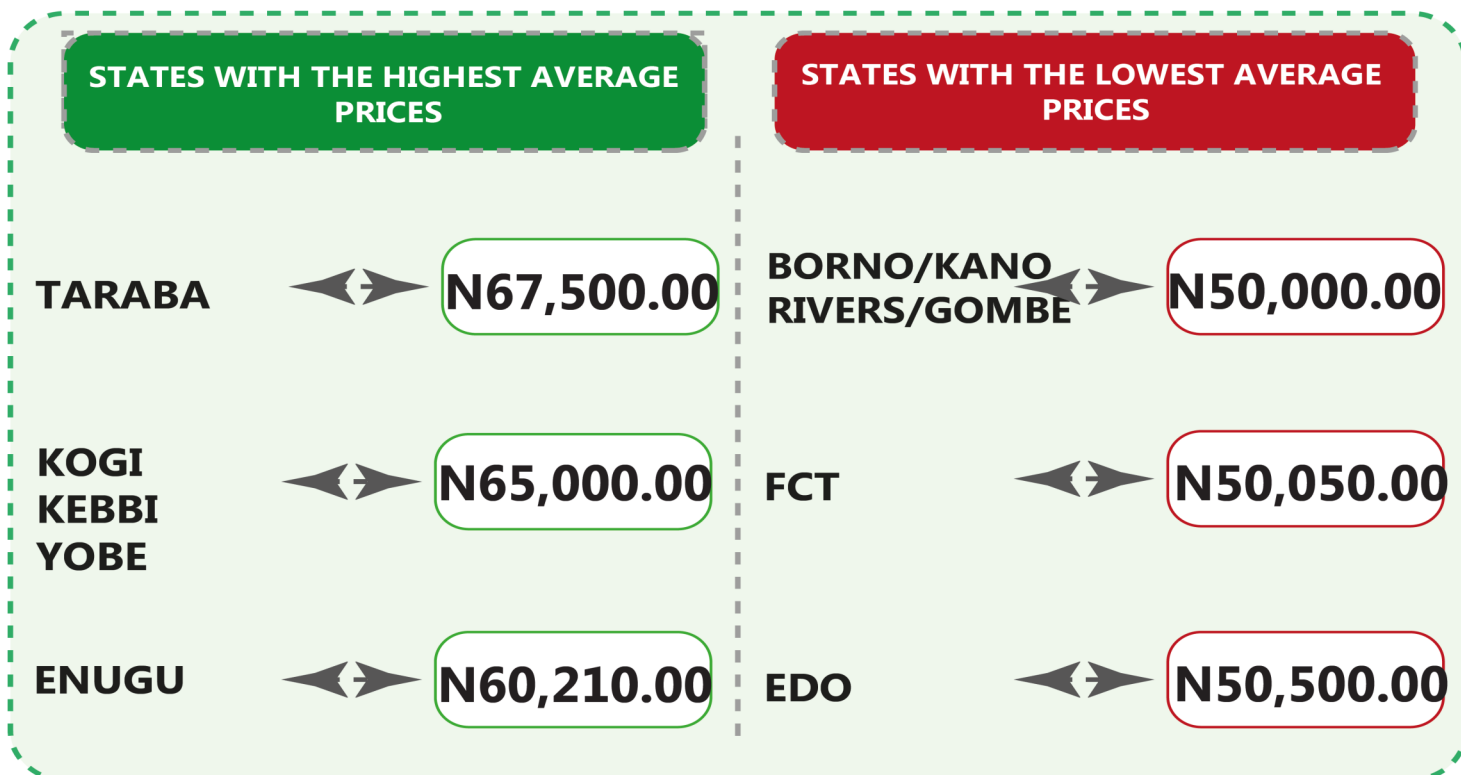
-Bus Journey Intercity, State Route, Charge Per Person



TRANSPORT FARE WATCH - JUNE 2022

Average Transport Fare Across States

-Air Fare Charge For Specified Routes Single Journey



TRANSPORT FARE WATCH - JUNE 2022

Average Transport Fare Across States
-Journey by Motorcycle (Okada) Per Drop



YoY = 43.20%

N291.18

JUNE 2021



MoM = -0.10%

N417.39

MAY 2022

N416.97

JUNE 2022

STATES WITH THE HIGHEST AVERAGE PRICES

KWARA

N690.76

LAGOS

N662.50

YOBE

N632.50

STATES WITH THE LOWEST AVERAGE PRICES

EDO

N165.00

BAYELSA

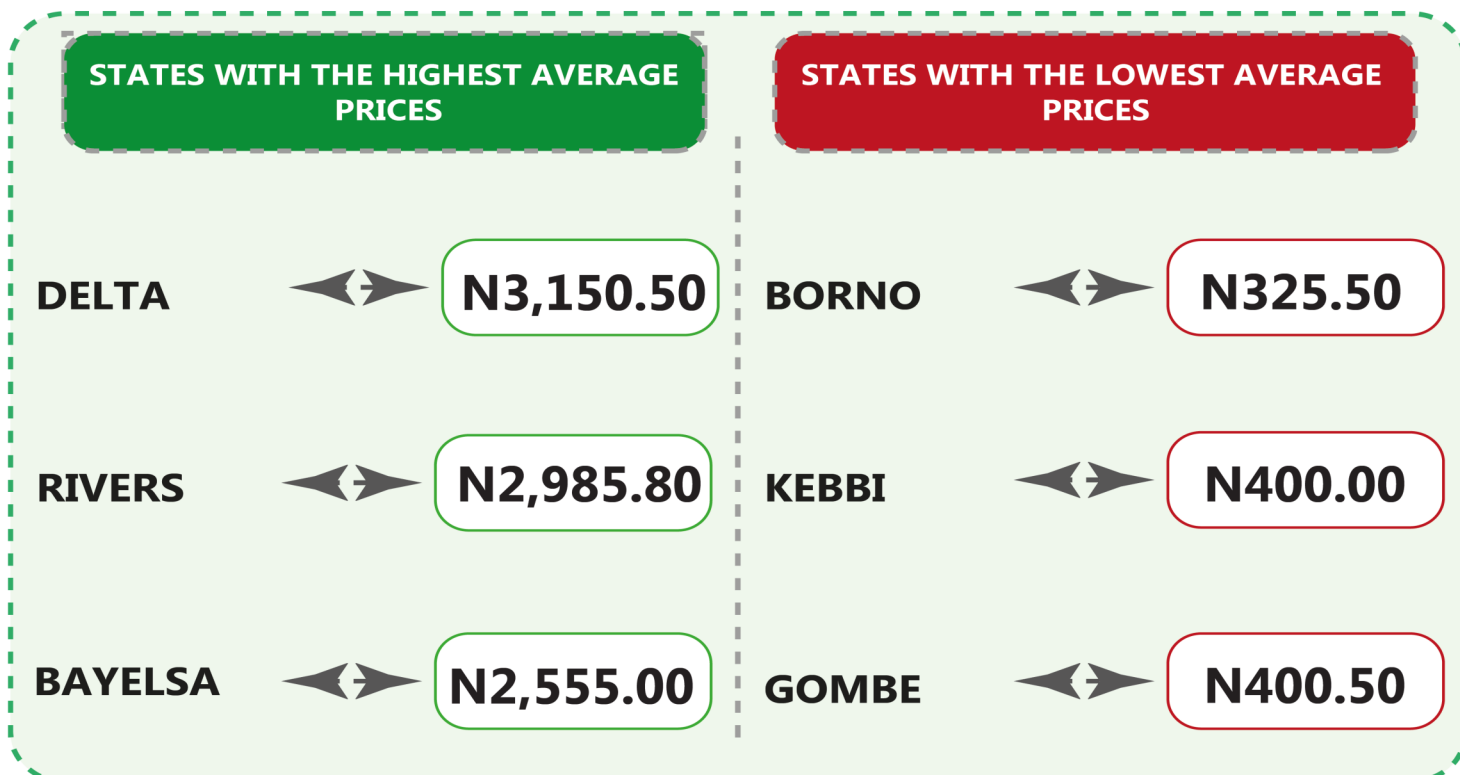
N175.00

OGUN

N235.30

TRANSPORT FARE WATCH - JUNE 2022

Average Transport Fare Across States
-Waterway Passenger Transport



TRANSPORT FARE WATCH - JUNE 2022

Average Transport Fare by Categories NORTH CENTRAL



BUS JOURNEY WITHIN CITY, PER DROP CONSTANT ROUTE



BUS JOURNEY INTERCITY, STATE ROUTE, CHARGE PER PERSON



AIR FARE CHARGE FOR SPECIFIED ROUTES SINGLE JOURNEY



JOURNEY BY MOTORCYCLE (OKADA) PER DROP



WATER TRANSPORT: WATER WAY PASSENGER TRANSPORTATION



TRANSPORT FARE WATCH - JUNE 2022

Average Transport Fare by Categories NORTH EAST



BUS JOURNEY WITHIN CITY, PER DROP CONSTANT ROUTE



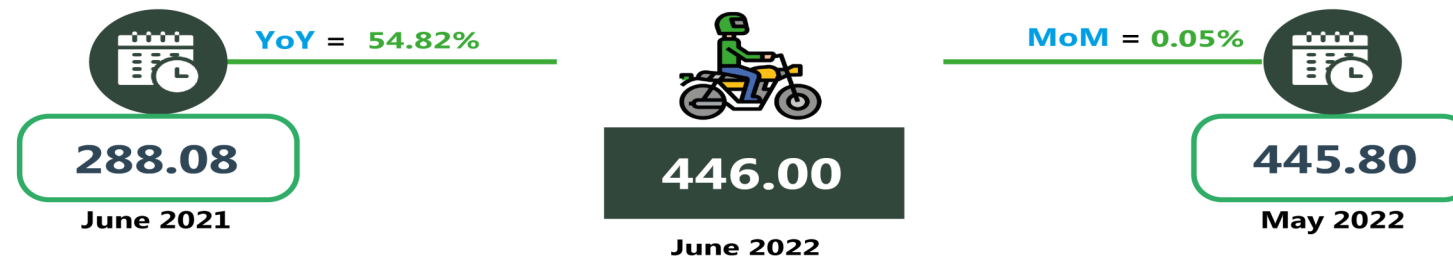
BUS JOURNEY INTERCITY, STATE ROUTE, CHARGE PER PERSON



AIR FARE CHARGE FOR SPECIFIED ROUTES SINGLE JOURNEY



JOURNEY BY MOTORCYCLE (OKADA) PER DROP



WATER TRANSPORT: WATER WAY PASSENGER TRANSPORTATION



TRANSPORT FARE WATCH - JUNE 2022

Average Transport Fare by Categories NORTH WEST



BUS JOURNEY WITHIN CITY, PER DROP CONSTANT ROUTE



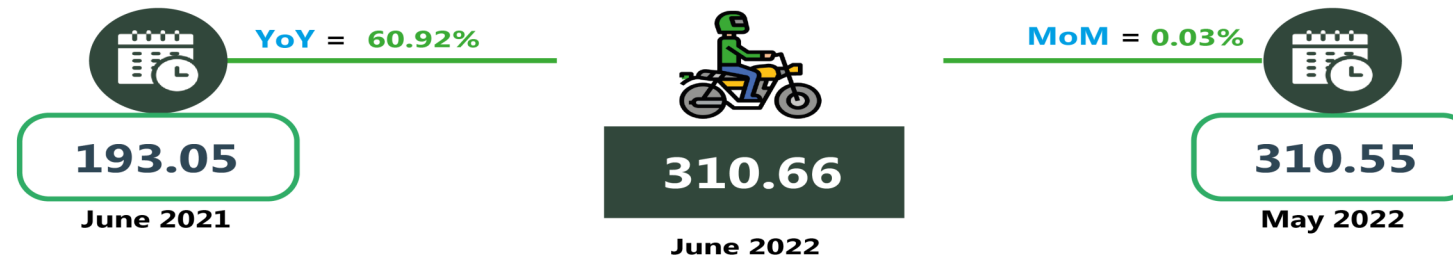
BUS JOURNEY INTERCITY, STATE ROUTE, CHARGE PER PERSON



AIR FARE CHARGE FOR SPECIFIED ROUTES SINGLE JOURNEY



JOURNEY BY MOTORCYCLE (OKADA) PER DROP



WATER TRANSPORT: WATER WAY PASSENGER TRANSPORTATION



TRANSPORT FARE WATCH - JUNE 2022

Average Transport Fare by Categories SOUTH EAST



BUS JOURNEY WITHIN CITY, PER DROP CONSTANT ROUTE



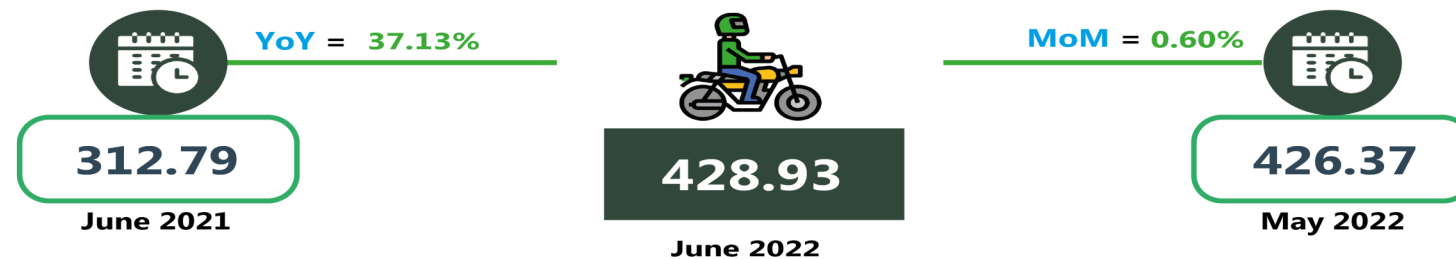
BUS JOURNEY INTERCITY, STATE ROUTE, CHARGE PER PERSON




AIR FARE CHARGE FOR SPECIFIED ROUTES SINGLE JOURNEY



JOURNEY BY MOTORCYCLE (OKADA) PER DROP



WATER TRANSPORT: WATER WAY PASSENGER TRANSPORTATION



TRANSPORT FARE WATCH - JUNE 2022

Average Transport Fare by Categories
SOUTH WEST



BUS JOURNEY WITHIN CITY, PER DROP CONSTANT ROUTE



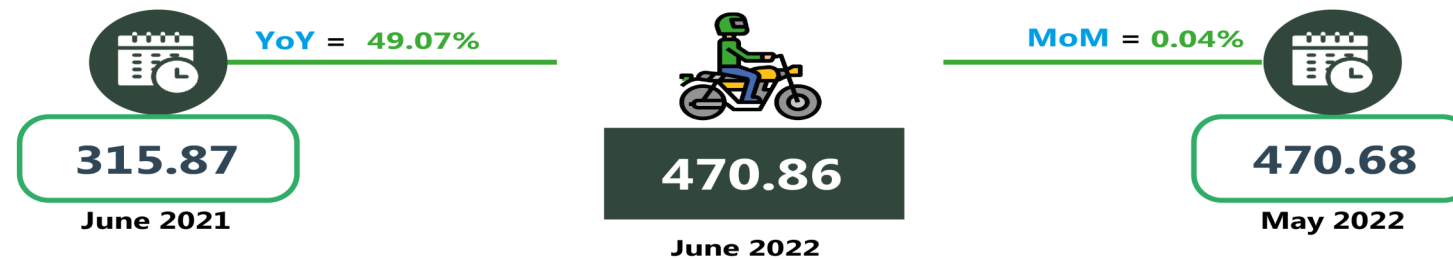
BUS JOURNEY INTERCITY, STATE ROUTE, CHARGE PER PERSON



AIR FARE CHARGE FOR SPECIFIED ROUTES SINGLE JOURNEY



JOURNEY BY MOTORCYCLE (OKADA) PER DROP



WATER TRANSPORT: WATER WAY PASSENGER TRANSPORTATION



TRANSPORT FARE WATCH - JUNE 2022

Average Transport Fare by Categories
SOUTH SOUTH



BUS JOURNEY WITHIN CITY, PER DROP CONSTANT ROUTE



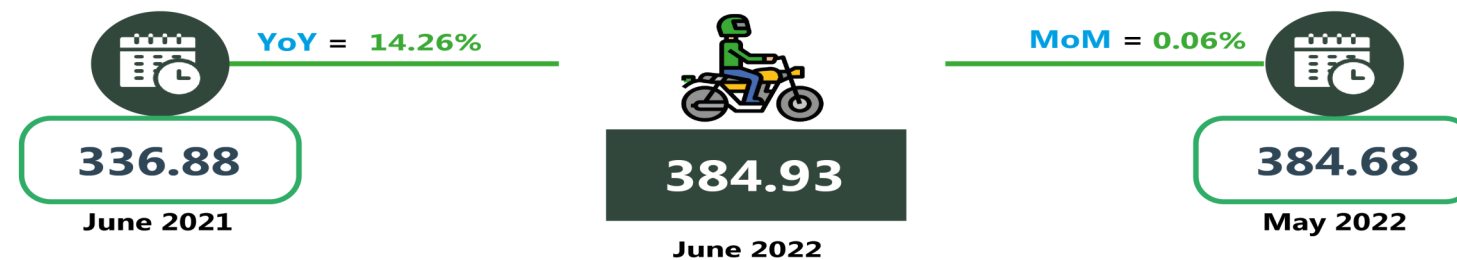
BUS JOURNEY INTERCITY, STATE ROUTE, CHARGE PER PERSON



AIR FARE CHARGE FOR SPECIFIED ROUTES SINGLE JOURNEY



JOURNEY BY MOTORCYCLE (OKADA) PER DROP



WATER TRANSPORT: WATER WAY PASSENGER TRANSPORTATION



METHODOLOGY

Fieldwork is done solely by over 700 NBS Staff in all States of the federation supported by supervisors who are monitored by internal and external observers.

Prices are collected across all the 774 local governments across all States and the FCT from over 10,000 respondents and locations and reflect actual fare households state they actually paid for those services.

The average of all these fares is then reported for each state and the average for the country is the average for the state.

NBS audit team subsequently conducts randomly selected verification of fares recorded.

APPENDIX

Transport Fare Watch JUNE 2022					
	21-Jun	May-22	June-22	MoM	YoY
Air fare charg.for specified routes single journey	36,662.57	55,906.86	56,082.64	0.31	52.97
Bus journey intercity, state route, charg. per per	2,522.44	3,668.64	3,662.87	-0.16	45.21
Bus journey within city , per drop constant rou	410.23	582.06	582.61	0.10	42.02
Journey by motorcycle (okada) per drop	291.18	417.39	416.97	-0.10	43.20
Water transport : water way passenger transportat	836.23	941.63	943.26	0.17	12.80

Zonal Transport Fare Watch JUNE 2022

	21-Jun	May-22	June-22	MoM	YoY
NORTH CENTRAL					
Air fare charg.for specified routes single journey	36,385.71	56,125.91	56,221.57	0.17	54.52
Bus journey intercity, state route, charg. per per	2,981.80	3,734.18	3,734.29	0.00	25.24
Bus journey within city , per drop constant rou	406.89	565.21	565.43	0.04	38.96
Journey by motorcycle (okada) per drop	316.21	475.83	471.12	-0.99	48.99
Water transport : water way passenger transportat	651.11	727.86	728.04	0.02	11.82
NORTH EAST					
Air fare charg.for specified routes single journey	37,038.33	57,916.67	57,925.03	0.01	56.39
Bus journey intercity, state route, charg. per per	2,462.14	3,754.39	3,761.80	0.20	52.79
Bus journey within city , per drop constant rou	450.76	634.19	634.33	0.02	40.73
Journey by motorcycle (okada) per drop	288.08	445.80	446.00	0.05	54.82
Water transport : water way passenger transportat	494.71	594.79	595.12	0.05	20.30
NORTH WEST					
Air fare charg.for specified routes single journey	36247.86	55,694.13	56,414.29	1.29	55.63
Bus journey intercity, state route, charg. per per	2580.92	3,517.65	3,521.41	0.11	36.44
Bus journey within city , per drop constant rou	445.18	606.83	608.49	0.27	36.68
Journey by motorcycle (okada) per drop	193.05	310.55	310.66	0.03	60.92
Water transport : water way passenger transportat	624.24	688.67	689.54	0.13	10.46
SOUTH EAST					
Air fare charg.for specified routes single journey	36,810.00	55,609.40	55,611.30	0.00	51.08
Bus journey intercity, state route, charg. per per	2,164.93	3,553.23	3,479.04	-2.09	60.70
Bus journey within city , per drop constant rou	336.48	560.69	560.67	0.00	66.63
Journey by motorcycle (okada) per drop	312.79	426.37	428.93	0.60	37.13
Water transport : water way passenger transportat	606.70	664.85	665.44	0.09	9.68
SOUTH SOUTH					
Air fare charg.for specified routes single journey	36,991.67	54,211.06	54,333.33	0.23	46.88
Bus journey intercity, state route, charg. per per	2,047.95	3,548.85	3,559.98	0.31	73.83
Bus journey within city , per drop constant rou	409.38	576.22	577.10	0.15	40.97
Journey by motorcycle (okada) per drop	336.88	384.68	384.93	0.06	14.26
Water transport : water way passenger transportat	1,902.93	2,190.21	2,194.72	0.21	15.33
SOUTH WEST					
Air fare charg.for specified routes single journey	36,641.67	55,833.33	55,833.33	0.00	52.38
Bus journey intercity, state route, charg. per per	2,751.05	3,898.55	3,901.73	0.08	41.83
Bus journey within city , per drop constant rou	395.13	544.31	544.53	0.04	37.81
Journey by motorcycle (okada) per drop	315.87	470.68	470.86	0.04	49.07
Water transport : water way passenger transportat	765.65	815.08	818.54	0.42	6.91

CONTACT



National Bureau of Statistics

Head Office

Plot 762 Independence Avenue,
Central Business District, Garki
Abuja.

Sunday J. Ichedi

Information Desk

Head, Communication & Public
Relations Department (C&PRD)
Phone: +2348037051701
sjichedi@nigerianstat.gov.ng

Moses Mathew

Statistical Information Officer

Phone: +2347069071157
matmoses@nigerianstat.gov.ng

Nuhu Joseph Waney II

Chief of Protocol

Phone: +2348037020063
jwnuhu@nigerianstat.gov.ng



@nbs_nigeria



NBSNigeria



nbs_nigeria

