



NATIONAL BUREAU OF STATISTICS

Liquefied Petroleum Gas (Cooking Gas) Price Watch

(JUNE 2022)

Report Date: July 2022

Data Source: National Bureau of Statistics (NBS)

CONTENT

Executive Summary	3
Average Cooking Gas Prices across States – 5KG Refilling	4
Average Cooking Gas Prices across Zones – 5KG Refilling	5
12 Month Average Prices – 5KG Refilling	6
Average Cooking Gas Prices across States – 12.5KG Refilling	7
Average Cooking Gas Prices across Zones – 12.5KG Refilling	8
12 Month Average Prices – 12.5KG Refilling	9
Methodology	10
Appendix	11
Contact	13

EXECUTIVE SUMMARY

The average retail price for refilling a 5kg Cylinder of Liquefied Petroleum Gas (Cooking Gas) increased by 7.57% on a month-on-month basis from N3,921.35 recorded in May 2022 to N4,218.38 in June 2022. On a year-on-year basis, this rose by 103.92% from N2,068.69 in June 2021. On state profile analysis, Adamawa recorded the highest average price for refilling a 5kg Cylinder of Liquefied Petroleum Gas (Cooking Gas) with N4,650.00, followed by Gombe with N4,566.67 and Niger with N4,540.00. On the other hand, Zamfara recorded the lowest average price with N3,700.00, followed by Yobe and Kano with N3,820.00 and N3,875.00 respectively.

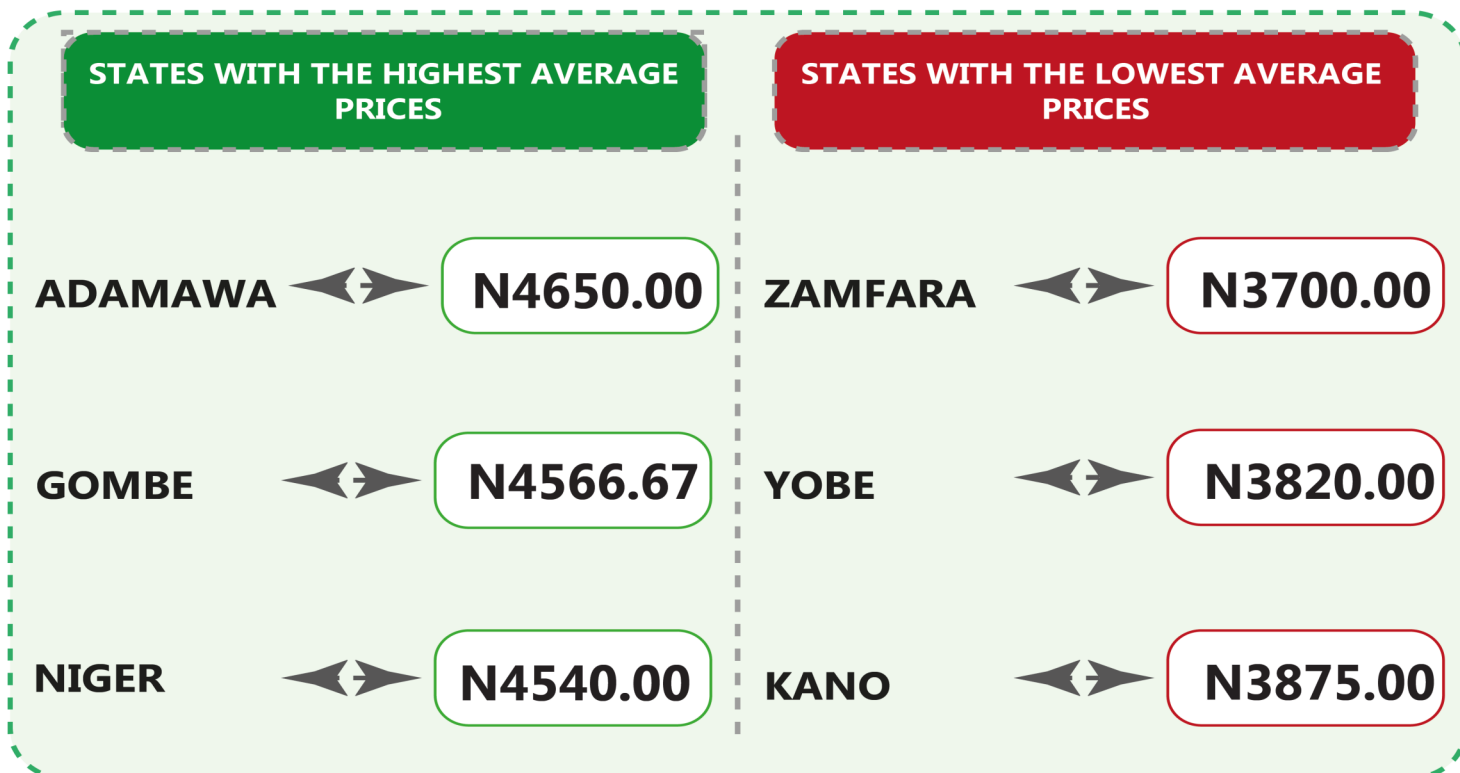

In addition, the North-Central recorded the highest average retail price for refilling a 5kg Cylinder of Liquefied Petroleum Gas (Cooking Gas) with N4,378.95, followed by the North-East with N4,301.48, while the North-West recorded the lowest with N3,994.57.

The average retail price for refilling a 12.5kg Cylinder of Liquefied Petroleum Gas (Cooking Gas) increased by 8.70% on a month-on-month basis from N8,726.30 in May 2022 to N9,485.91 in June 2022. On a year-on-year basis, this rose by 121.17% from N4,289.05 in June 2021. On state profile analysis, Ekiti recorded the highest average retail price for the refilling of a 12.5kg Cylinder of Liquefied Petroleum Gas (Cooking Gas) with N10,501.67, followed by Jigawa with N10,250.00 and Oyo with N10,191.67. Conversely, the lowest average price for the refilling of a 12.5kg Cylinder of Liquefied Petroleum Gas (Cooking Gas) was recorded in Yobe with N8,050.00, followed by Katsina and Kano with N8,303.75 and N8,514.29 respectively.

Analysis by zone showed that the South-West recorded the highest average retail price of a 12.5kg Cylinder of Liquefied Petroleum Gas (Cooking Gas) with N9,985.25, followed by the South-South with N9,921.06, while the North-East recorded the lowest price with N8,940.11.

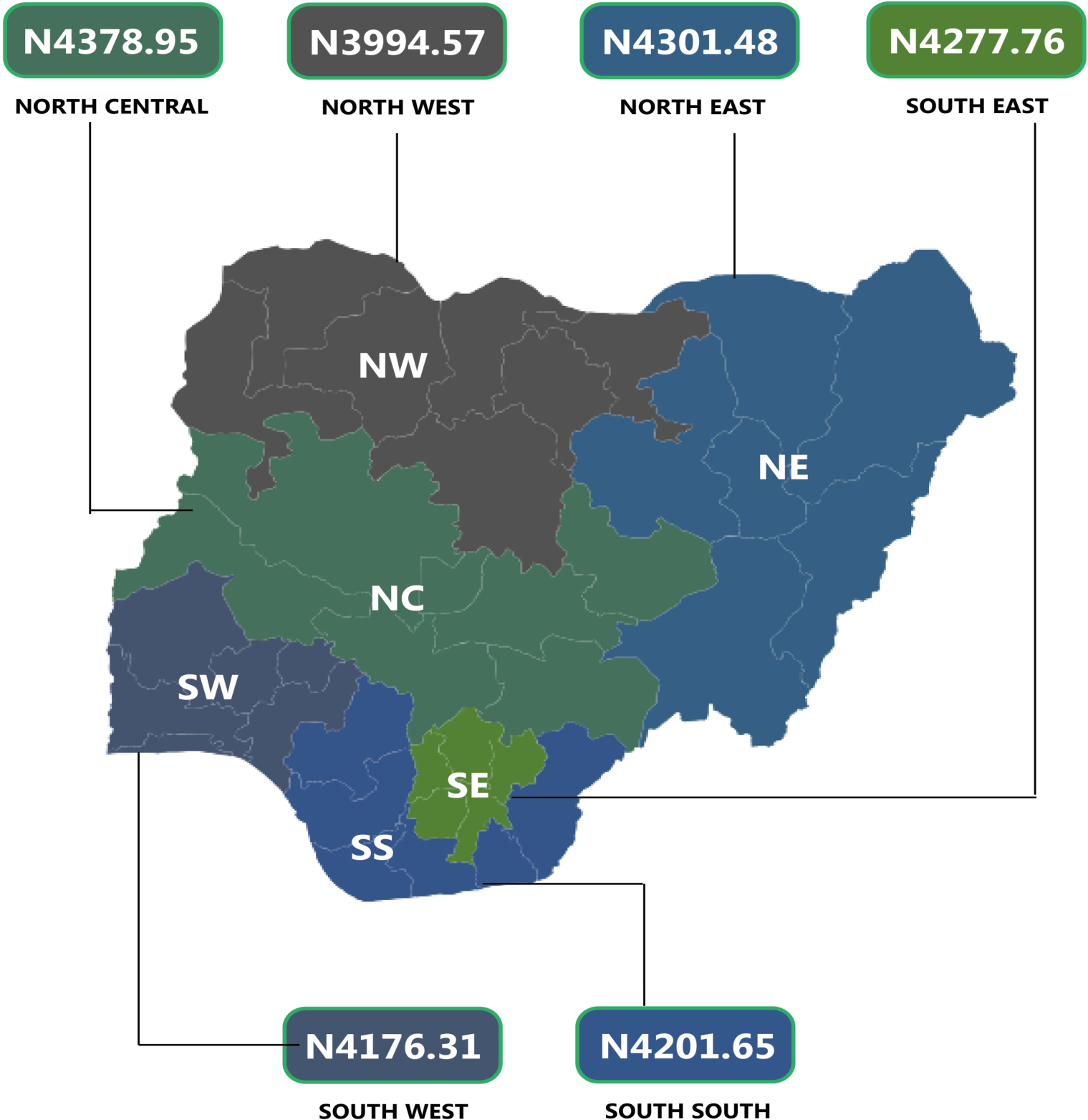
LIQUEFIED PETROLEUM GAS (COOKING GAS) PRICE WATCH - JUNE 2022

Average Cooking Gas Prices Across States – 5KG Refilling



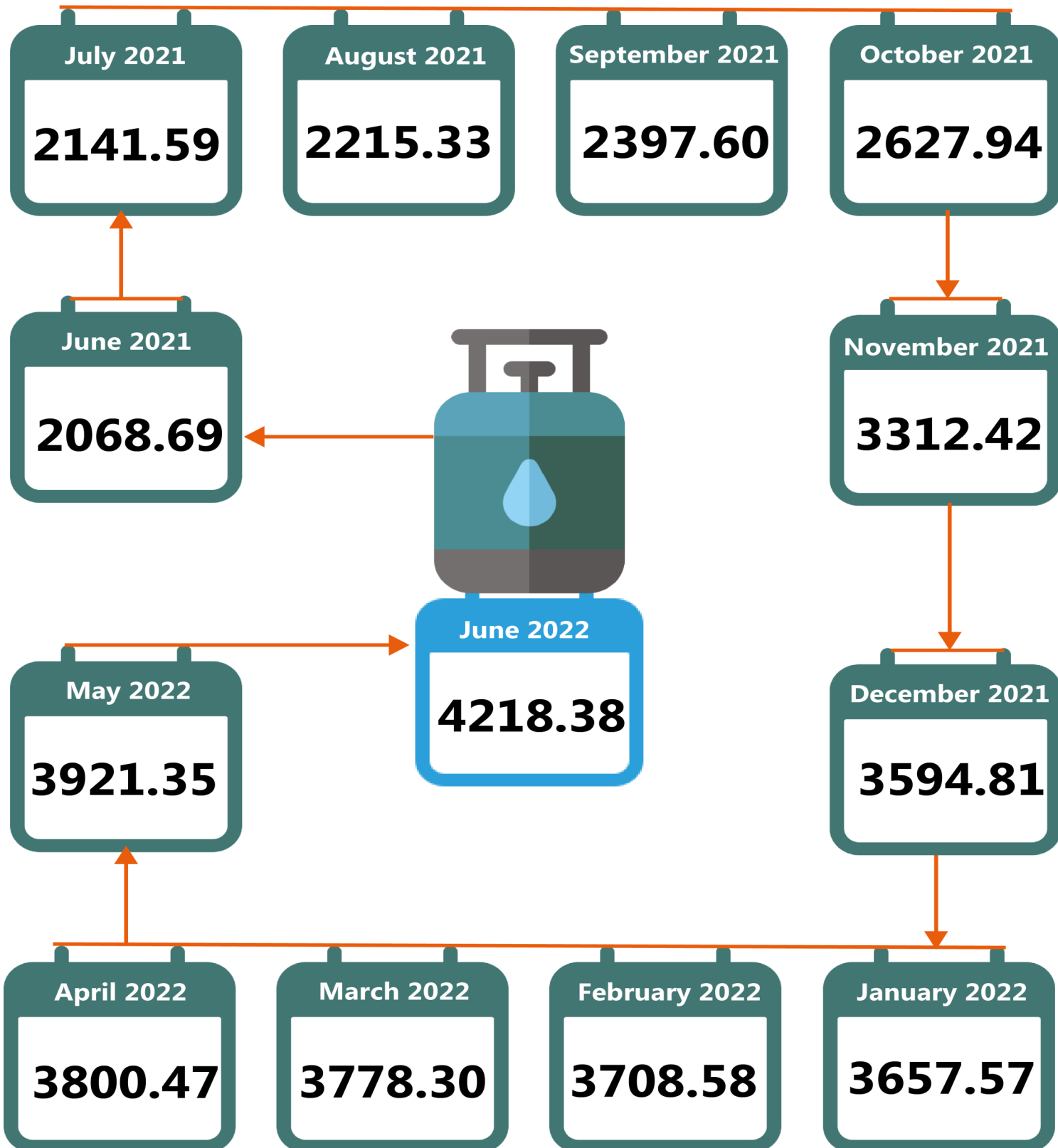
LIQUEFIED PETROLEUM GAS (COOKING GAS) PRICE WATCH - JUNE 2022

Average Cooking Gas Prices Across Zones – 5KG Refilling



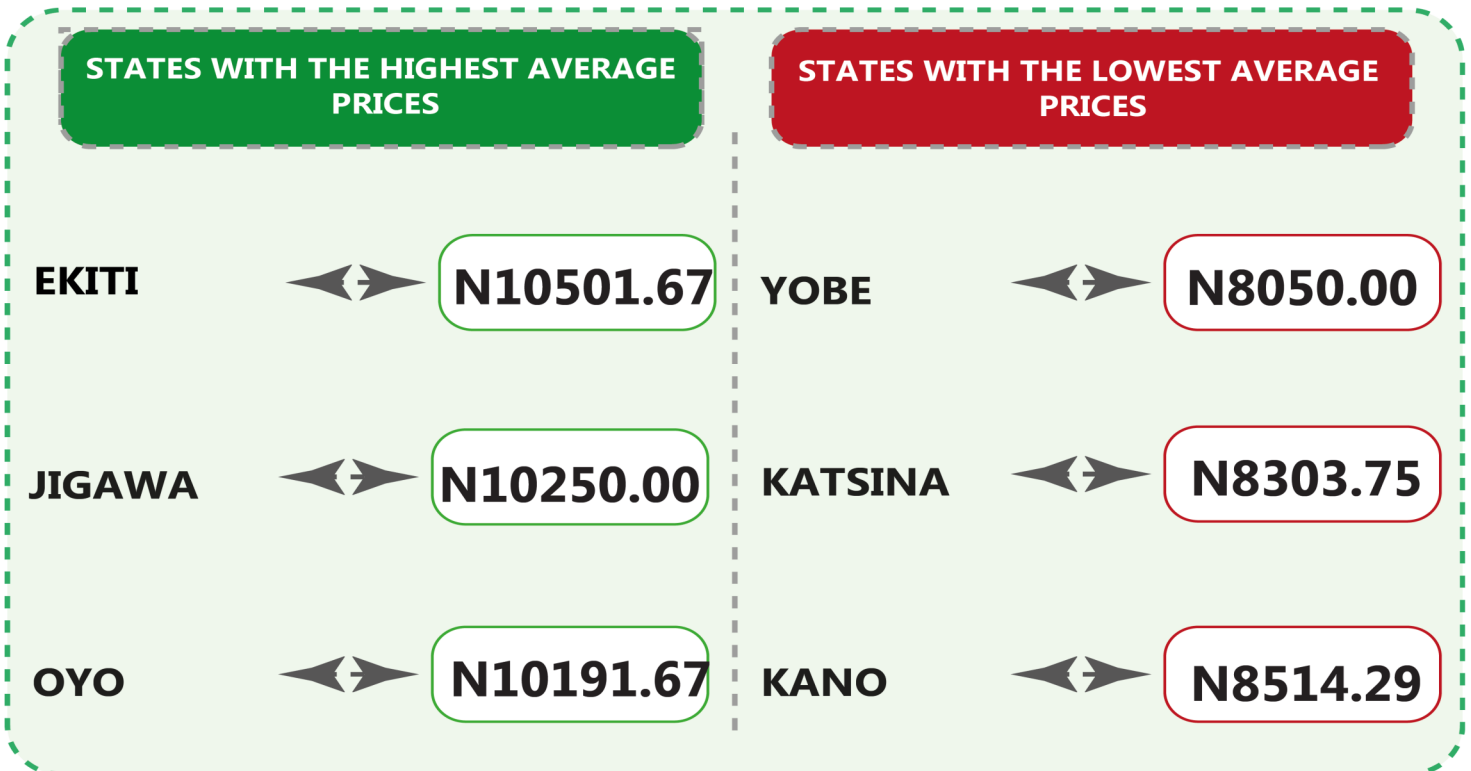

LIQUEFIED PETROLEUM GAS (COOKING GAS) PRICE WATCH - JUNE 2022

12 Month Average Prices– 5KG Refilling



LIQUEFIED PETROLEUM GAS (COOKING GAS) PRICE WATCH - JUNE 2022

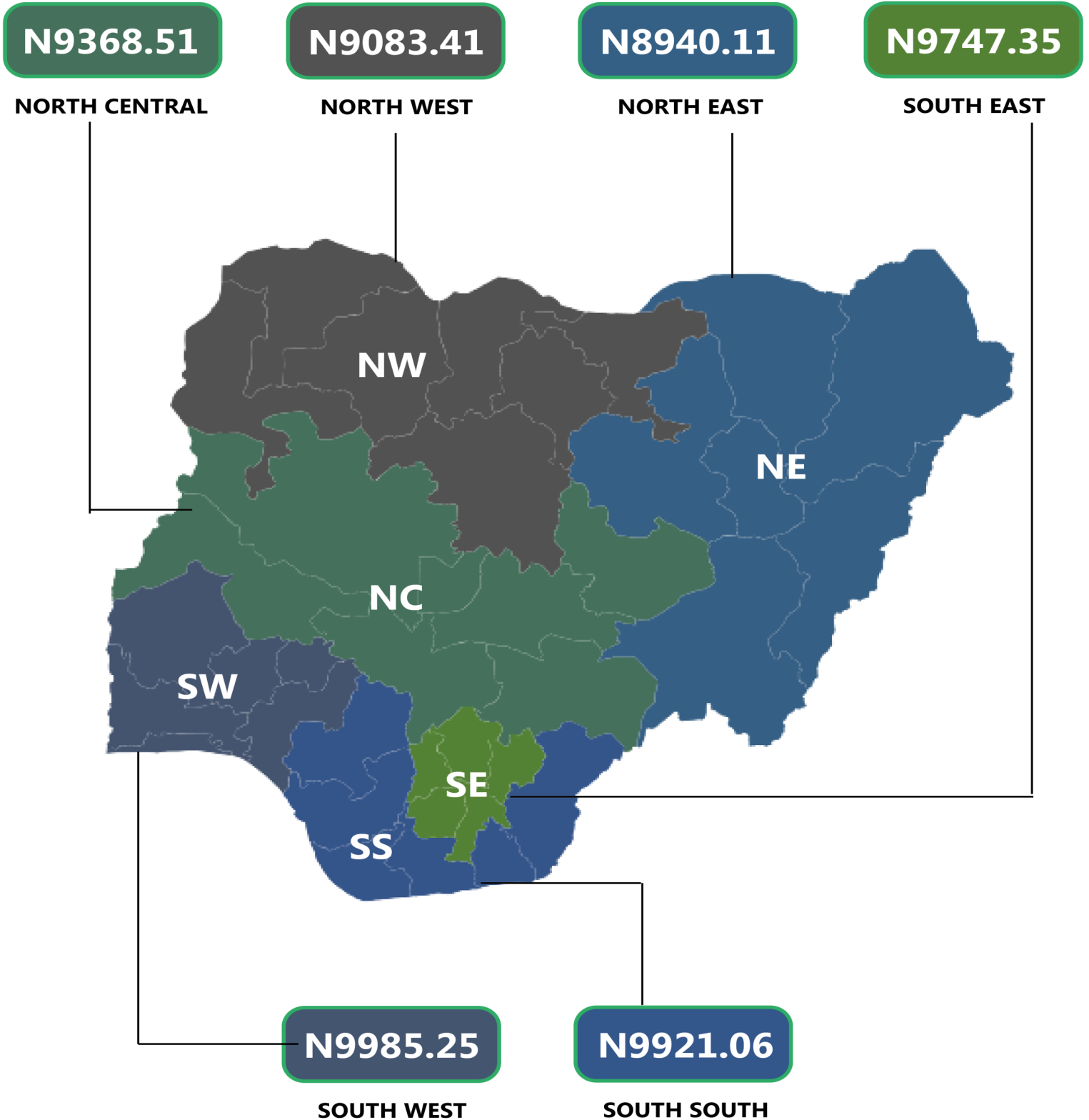
Average Cooking Gas Prices Across States – 12.5KG Refilling



LIQUEFIED PETROLEUM GAS (COOKING GAS)

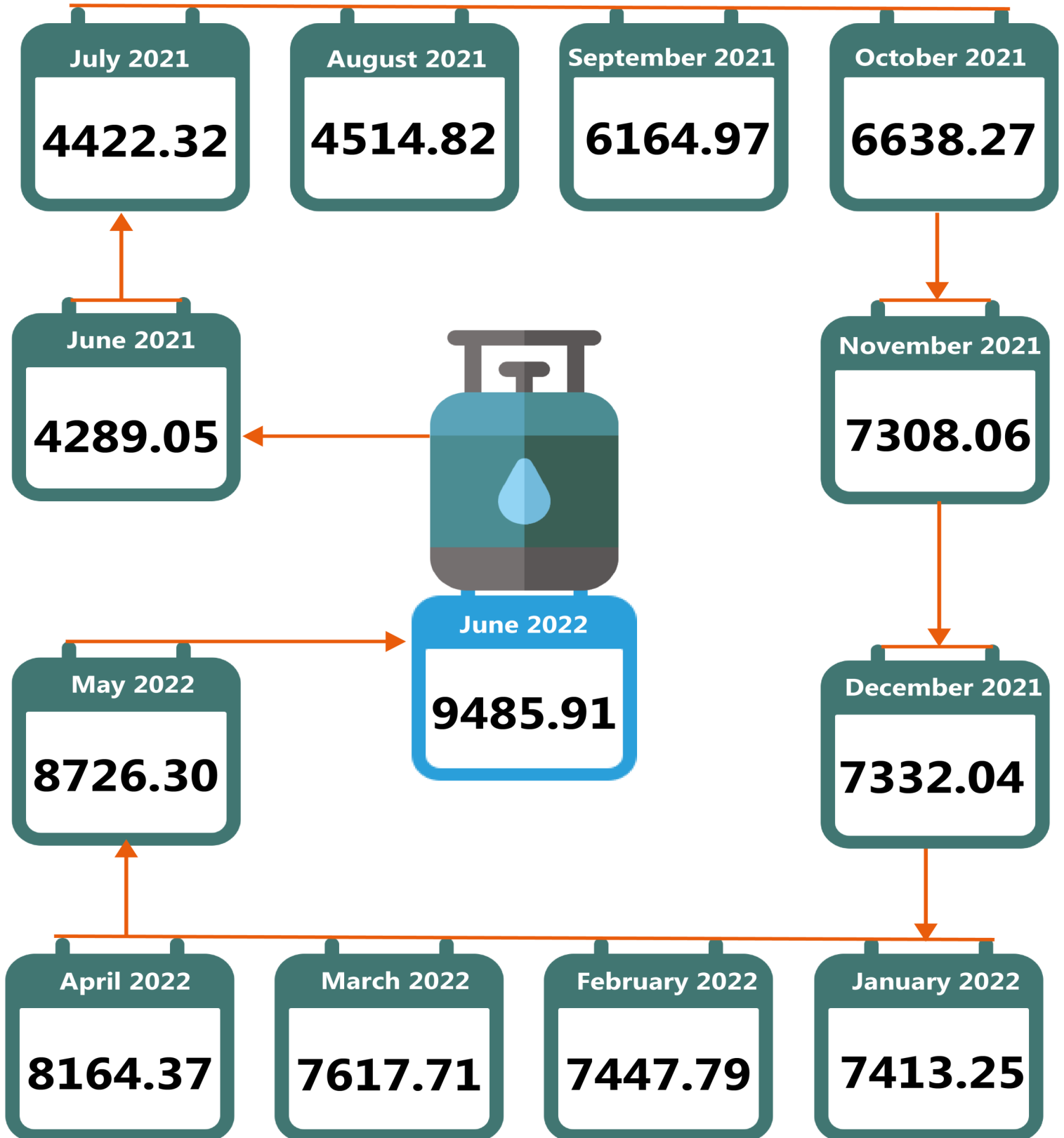
PRICE WATCH - JUNE 2022

Average Cooking Gas Prices Across Zones – 12.5KG Refilling



LIQUEFIED PETROLEUM GAS (COOKING GAS) PRICE WATCH - JUNE 2022

12 Month Average Prices – 12.5KG Refilling



METHODOLOGY

Fieldwork is done solely by over 700 NBS Staff in all States of the federation supported by supervisors who are monitored by internal and external observers.

Fuel Prices are collected across all the 774 local governments across all States and the FCT from over 10,000 respondents and locations and reflect actual prices households state they actually bought those fuels together with the prices reportedly sold by the fuel suppliers.

The average of the prices is reported for each state and the country.

NBS audit team subsequently conducts randomly selected verification of prices recorded.

APPENDIX

GAS FILLING (GAS) PRICE WATCH(5KG) -

5KG AVERAGE PRICE OF GAS					
	Average of Jun-21	Average of May-22	Average of Jun-22	MoM	YoY
NORTH CENTRAL	2,007.51	3,989.98	4,378.95	9.75	118.13
Abuja	1824.81	4194.00	4440.00	5.87	143.31
Benue	2100.00	4137.50	4433.33	7.15	111.11
Kogi	2075.00	3933.33	4414.29	12.23	112.74
Kwara	1940.00	4031.67	4375.00	8.52	125.52
Nasarawa	2241.67	3566.67	4100.00	14.95	82.90
Niger	2025.00	4200.00	4540.00	8.10	124.20
Plateau	1846.12	3866.67	4350.00	12.50	135.63
NORTH EAST	2,306.44	3,948.15	4,301.48	8.95	86.50
Adamawa	2392.01	4250.00	4650.00	9.41	94.40
Bauchi	2486.56	3750.00	3950.00	5.33	58.85
Borno	2394.39	4122.22	4422.22	7.28	84.69
Gombe	1984.68	4366.67	4566.67	4.58	130.10
Taraba	2247.62	4000.00	4400.00	10.00	95.76
Yobe	2333.36	3200.00	3820.00	19.38	63.71
NORTH WEST	1,957.47	3,830.83	3,994.57	4.27	104.07
Jigawa	1732.55	3940.00	4000.00	1.52	130.87
Kaduna	2050.00	4140.00	4366.43	5.47	113.00
Kano	1857.34	3650.00	3875.00	6.16	108.63
Katsina	1980.95	3985.83	3989.33	0.09	101.39
Kebbi	1870.00	3700.00	4050.00	9.46	116.58
Sokoto	2175.00	3700.00	3981.25	7.60	83.05
Zamfara	2036.44	3700.00	3700.00	0.00	81.69
SOUTH EAST	2,066.62	4,094.39	4,277.76	4.48	106.99
Abia	2035.00	4233.33	4464.29	5.46	119.38
Anambra	2400.00	3940.77	4220.00	7.09	75.83
Ebonyi	1840.75	3982.50	4000.33	0.45	117.32
Enugu	2024.62	4150.00	4325.00	4.22	113.62
Imo	2032.73	4165.33	4379.17	5.13	115.43
SOUTH SOUTH	2,138.16	3,977.72	4,201.65	5.63	96.51
Akwa Ibom	2211.25	3825.00	4064.06	6.25	83.79
Bayelsa	2235.00	4325.00	4516.67	4.43	102.09
Cross River	2182.86	4004.55	4050.00	1.14	85.54
Delta	2068.33	3878.67	4057.69	4.62	96.18
Edo	2026.43	4115.63	4353.85	5.79	114.85
Rivers	2105.07	3717.50	4167.63	12.11	97.98
SOUTH WEST	1,964.31	3,719.53	4,176.31	12.28	112.61
Ekiti	2091.28	4073.08	4272.00	4.88	104.28
Lagos	1839.19	3950.00	4252.78	7.67	131.23
Ogun	2090.00	3450.00	3964.29	14.91	89.68
Ondo	1844.72	3480.77	3932.14	12.97	113.16
Osun	2033.33	3625.00	4166.67	14.94	104.92
Oyo	1887.35	3738.33	4470.00	19.57	136.84
NATIONAL	2068.69	3921.35	4218.38	7.57	103.92

GAS FILLING (GAS) PRICE WATCH(12KG)

10 or 12.5KG AVERAGE PRICE OF GAS					
	Average of Jun-21	Average of May-22	Average of Jun-22	MoM	YoY
NORTH CEN-TRAL	4,395.83	8,737.57	9,368.51	7.22	113.12
Abuja	4780.00	9308.00	9990.00	7.33	109.00
Benue	4540.27	8875.00	9083.33	2.35	100.06
Kogi	4353.33	8200.00	9250.00	12.80	112.48
Kwara	4030.84	9150.00	10156.25	11.00	151.96
Nasarawa	4475.00	8500.00	9000.00	5.88	101.12
Niger	4020.00	8250.00	9000.00	9.09	123.88
Plateau	4571.34	8880.00	9100.00	2.48	99.07
NORTH EAST	4,289.27	8,423.44	8,940.11	6.13	108.43
Adamawa	4069.09	8716.67	9316.67	6.88	128.96
Bauchi	4500.00	9000.00	9400.00	4.44	108.89
Borno	4185.71	8225.00	9225.00	12.16	120.39
Gombe	4428.76	8599.00	8899.00	3.49	100.94
Taraba	4439.23	8500.00	8750.00	2.94	97.11
Yobe	4112.82	7500.00	8050.00	7.33	95.73
NORTH WEST	4,025.91	8,586.07	9,083.41	5.79	125.62
Jigawa	4081.00	9100.00	10250.00	12.64	151.16
Kaduna	3841.43	8750.00	8815.83	0.75	129.49
Kano	3962.39	8175.00	8514.29	4.15	114.88
Katsina	4014.29	8277.50	8303.75	0.32	106.85
Kebbi	4036.49	8400.00	9150.00	8.93	126.68
Sokoto	4509.05	8700.00	8800.00	1.15	95.16
Zamfara	3736.73	8700.00	9750.00	12.07	160.92
SOUTH EAST	4,371.00	8,885.54	9,747.35	9.70	123.00
Abia	4566.67	8906.25	9203.85	3.34	101.54
Anambra	4394.02	9120.89	10060.00	10.30	128.95
Ebonyi	4170.94	8718.75	10045.83	15.22	140.85
Enugu	4811.54	8605.00	10031.25	16.57	108.48
Imo	3911.85	9076.79	9395.83	3.51	140.19
SOUTH SOUTH	4,486.81	8,857.09	9,921.06	12.01	121.12
Akwa Ibom	4597.67	8986.36	9992.86	11.20	117.35
Bayelsa	4508.54	9091.67	9761.36	7.37	116.51
Cross River	4650.12	9075.00	10059.00	10.84	116.32
Delta	4584.17	8593.33	9778.85	13.80	113.32
Edo	4283.02	8629.00	10056.54	16.54	134.80
Rivers	4297.33	8767.19	9877.78	12.67	129.86
SOUTH WEST	4,205.20	8,916.10	9,985.25	11.99	137.45
Ekiti	4167.82	9209.09	10501.67	14.04	151.97
Lagos	4583.33	8645.29	9633.33	11.43	110.18
Ogun	4285.03	8752.78	9729.17	11.16	127.05
Ondo	3968.72	8705.36	9750.00	12.00	145.67
Osun	4191.72	9000.00	10105.67	12.29	141.09
Oyo	4034.60	9184.06	10191.67	10.97	152.61
NATIONAL	4289.05	8726.30	9485.91	8.70	121.17

CONTACT



National Bureau of Statistics

Head Office

Plot 762 Independence Avenue,
Central Business District, Garki
Abuja.

Sunday J. Ichedi

Information Desk

Head, Communication & Public
Relations Department (C&PRD)
Phone: +2348037051701
sjichedi@nigerianstat.gov.ng

Moses Mathew

Statistical Information Officer

Phone: +2347069071157
matmoses@nigerianstat.gov.ng

Nuhu Joseph Waney II

Chief of Protocol

Phone: +2348037020063
jwnuhu@nigerianstat.gov.ng



@nbs_nigeria



NBSNigeria



Nbs_nigeria

