



NATIONAL BUREAU OF STATISTICS

Federation Account Allocation Committee (FAAC)

(March 2022 Disbursement)

Report Date: July 2022

Data Source: National Bureau of Statistics (NBS)

CONTENT

Executive Summary	3
FAAC for Month of February, 2022 Shared in March, 2022	
Summary of Gross Revenue Allocation by FAAC	4
Distribution of Revenue Allocation to FGN by FAAC	5
Distribution of Revenue Allocation to State Governments by FAAC	6
Methodology	15
Appendix	16
Contact	19

EXECUTIVE SUMMARY

The Federation Account Allocation Committee (FAAC) disbursed the sum of N722.38bn to the three tiers of government in March 2022 from the total revenue generated in February 2022. The amount disbursed comprised N457.03bn from the Statutory Account, N80.00bn from Non-oil Excess Account, N7.48bn as Excess Bank Charges, and N177.87bn from Valued Added Tax (VAT). The Federal Government received a total of N236.18bn from the N722.38bn, States and Local Governments received a total of N190.01bn and N140.61bn respectively. The sum of N51.10bn was shared among the oil-producing states from the 13% derivation fund.




The Revenue generating agencies comprising Nigeria Customs Service (NCS), Federal Inland Revenue Service (FIRS), and Department of Petroleum Resources (DPR) received N9.46bn, N10.03bn, and N4.50bn respectively as cost of revenue collections. Further breakdown of revenue allocation distribution to the Federal Government of Nigeria (FGN) revealed that a total net amount of N111.95bn was disbursed to the FGN consolidated revenue account; N4.01bn was received as a share of derivation and ecology; N2.01bn as stabilization fund; N6.74bn for the development of natural resources; and N5.60bn to the Federal Capital Territory (FCT) Abuja.

FEDERATION ACCOUNT ALLOCATION COMMITTEE (FAAC)

MARCH 2022 DISBURSEMENT

Summary of Gross Revenue Allocation by Federation Account Allocation Committee for the Month of February, 2022 Shared in March, 2022



 FGN N236.18 bn	Statutory Allocation N165.25 bn	Others* N46.08 bn	VAT N24.85 bn
 STATE N190.01 bn	Statutory Allocation N83.82 bn	Others* N23.37 bn	VAT N82.82 bn
 LGCs N140.61 bn	Statutory Allocation N64.62 bn	Others* N18.02 bn	VAT N57.97 bn
13% Derivation Fund N51.10 bn Cost of Collection - NCS N9.46 bn Cost of Collection - FIRS N10.03 bn Cost of Collections - DPR N4.50 bn	13% Derivation Refund to Oil Producing States N25.76 bn 13% Refunds on Subsidy, Priority Projects and Police Trust Fund January 2022 N27.35 bn North East Development Commission N5.12 bn	FIRS Refund N4.00 bn Refund of FIRS Cost of Collection N0.10 bn 13% Refunds on Subsidy, Priority Projects and Police Trust Fund 1999-2022 N18.16 bn	



N722.38 bn






NB:- Others* for this month is the sum of Distribution of ₦80 Billion from Non-Oil Excess Account and Exchange gain. See tables in appendix for

details

FEDERATION ACCOUNT ALLOCATION COMMITTEE (FAAC) MARCH 2022 DISBURSEMENT

Distribution of Revenue Allocation to FGN by
Federation Account Allocation Committee for the Month
of February, 2022 Shared in March, 2022



BENEFICIARIES	STATUTORY ALLOCATION	OTHERS*	VAT	TOTAL
 FGN (CRF Account)	N46,334,055,181.23	N42,427,505,500.30	N23,188,913,205.76	N111,950,473,887.29
 Share of Derivation & Ecology	N3,136,817,381.10	N874,793,927.84	-	N4,011,611,308.95
 Stabilization	N1,568,408,690.55	N437,396,963.92	-	N2,005,805,654.47
 Development of Natural Resources	N5,269,853,200.26	N1,469,653,798.77	-	N6,739,506,999.03
 FCT-Abuja	N3,067,454,745.10	N874,793,927.84	N1,656,350,943.27	N5,598,599,616.21
TOTAL	N130,305,997,465.95			

FEDERATION ACCOUNT ALLOCATION COMMITTEE (FAAC) MARCH 2022 DISBURSEMENT

Distribution of Revenue Allocation to State Governments by Federation Account Allocation Committee for the Month of February, 2022 Shared in March, 2022



ABIA

Net Statutory Allocation

N1,829,868,905.62

Share of Ecology

N35,661,622.67

Others*

N561,641,073.26

VAT Allocation

N1,684,139,898.72

TOTAL

N4,111,311,500.26

Net Statutory Allocation

N1,526,805,030.64

Share of Ecology

N75,875,667.84

Others*

N597,489,518.56

VAT Allocation

N1,850,566,611.16

TOTAL

N4,050,736,828.20

Net Statutory Allocation

N11,993,728,734.49

Share of Ecology

N38,290,387.23

Others*

N603,041,941.70

VAT Allocation

N1,936,708,954.01

TOTAL

N14,571,770,017.43

Net Statutory Allocation

N1,727,937,268.02

Share of Ecology

N75,733,523.71

Others*

N596,370,192.29

VAT Allocation

N2,090,733,763.74

TOTAL

N4,490,774,747.75



ANAMBRA

FEDERATION ACCOUNT ALLOCATION COMMITTEE (FAAC) MARCH 2022 DISBURSEMENT

Distribution of Revenue Allocation to State Governments by Federation Account Allocation Committee for the Month of February, 2022 Shared in March, 2022



BAUCHI

Net Statutory Allocation

N1,401,496,116.48

Share of Ecology

N91,109,966.39

Others*

N717,453,322.07

VAT Allocation

N2,107,059,573.43

TOTAL

N4,317,118,978.37



BAYELSA

Net Statutory Allocation

N10,290,514,943.85

Share of Ecology

N33,697,739.37

Others*

N530,711,534.96

VAT Allocation

N1,594,135,609.14

TOTAL

N12,449,059,827.32



BENUÉ

Net Statutory Allocation

N1,324,801,412.68

Share of Ecology

N42,710,741.60

Others*

N672,658,868.51

VAT Allocation

N1,958,376,653.93

TOTAL

N3,998,547,676.72



BORNO

Net Statutory Allocation

N2,062,654,580.90

Share of Ecology

N94,634,761.30

Others*

N745,209,624.87

VAT Allocation

N1,949,218,826.75

TOTAL

N4,851,717,793.81

FEDERATION ACCOUNT ALLOCATION COMMITTEE (FAAC) MARCH 2022 DISBURSEMENT

Distribution of Revenue Allocation to State Governments by Federation Account Allocation Committee for the Month of February, 2022 Shared in March, 2022



Net Statutory Allocation

N34,960,344.51

Share of Ecology

N38,296,917.32

Others*

N603,144,785.30

VAT Allocation

N1,714,301,613.67

TOTAL

N2,390,703,660.81



Net Statutory Allocation

N16,427,348,186.79

Share of Ecology

N38,669,200.49

Others*

N609,007,937.31

VAT Allocation

N2,249,834,618.09

TOTAL

N19,324,859,942.69



Net Statutory Allocation

N1,420,193,828.57

Share of Ecology

N68,143,776.13

Others*

N536,604,067.55

VAT Allocation

N1,647,418,829.00

TOTAL

N3,672,360,501.24



Net Statutory Allocation

N2,585,336,758.16

Share of Ecology

N35,610,583.71

Others*

N560,837,251.81

VAT Allocation

N1,929,842,638.92

TOTAL

N5,111,627,232.58

FEDERATION ACCOUNT ALLOCATION COMMITTEE (FAAC)

MARCH 2022 DISBURSEMENT

Distribution of Revenue Allocation to State Governments by Federation Account Allocation Committee for the Month of February, 2022 Shared in March, 2022



EKITI

Net Statutory Allocation

N654,952,154.44

Share of Ecology

N68,105,322.99

Others*

N536,301,265.00

VAT Allocation

N1,658,776,802.26

TOTAL

N2,918,135,544.68



ENUGU

Net Statutory Allocation

N1,585,173,875.81

Share of Ecology

N76,600,445.21

Others*

N603,196,840.76

VAT Allocation

N1,877,644,181.83

TOTAL

N4,142,615,343.61



GOMBE

Net Statutory Allocation

N1,204,731,725.92

Share of Ecology

N71,744,729.65

Others*

N564,960,088.00

VAT Allocation

N1,743,512,033.60

TOTAL

N3,584,948,577.17



IMO

Net Statutory Allocation

N1,712,398,416.03

Share of Ecology

N39,596,791.27

Others*

N623,616,725.27

VAT Allocation

N1,942,146,764.86

TOTAL

N4,317,758,697.44

FEDERATION ACCOUNT ALLOCATION COMMITTEE (FAAC) MARCH 2022 DISBURSEMENT

Distribution of Revenue Allocation to State Governments by Federation Account Allocation Committee for the Month of February, 2022 Shared in March, 2022



JIGAWA

Net Statutory Allocation

N2,049,745,680.10

Share of Ecology

N85,180,044.35

Others*

N670,757,637.34

VAT Allocation

N2,018,792,473.09

TOTAL

N4,824,475,834.89



KADUNA

Net Statutory Allocation

N1,310,478,819.49

Share of Ecology

N99,798,329.29

Others*

N785,870,588.26

VAT Allocation

N2,341,294,159.14

TOTAL

N4,537,441,896.19



KANO

Net Statutory Allocation

N2,054,554,669.20

Share of Ecology

N120,816,988.14

Others*

N951,383,837.97

VAT Allocation

N3,512,544,118.77

TOTAL

N6,639,299,614.08



KATSINA

Net Statutory Allocation

N1,264,764,053.92

Share of Ecology

N93,629,727.36

Others*

N737,295,398.09

VAT Allocation

N2,268,053,093.61

TOTAL

N4,363,742,272.97

FEDERATION ACCOUNT ALLOCATION COMMITTEE (FAAC)

MARCH 2022 DISBURSEMENT

Distribution of Revenue Allocation to State Governments by Federation Account Allocation Committee for the Month of February, 2022 Shared in March, 2022



KEBBI

Net Statutory Allocation

N1,858,956,911.34

Share of Ecology

N40,214,201.46

Others*

N633,340,425.36

VAT Allocation

N1,764,829,144.91

TOTAL

N4,297,340,683.07



KOGI

Net Statutory Allocation

N1,293,126,040.78

Share of Ecology

N42,092,128.65

Others*

N662,916,225.96

VAT Allocation

N1,876,429,464.51

TOTAL

N3,874,563,859.89



KWARA

Net Statutory Allocation

N699,457,683.87

Share of Ecology

N33,900,841.57

Others*

N533,910,226.70

VAT Allocation

N1,665,520,784.67

TOTAL

N2,932,789,536.80



LAGOS

Net Statutory Allocation

N66,009,661.29

Share of Ecology

N102,037,784.24

Others*

N803,505,370.21

VAT Allocation

N10,895,123,743.10

TOTAL





N11,866,676,558.84

FEDERATION ACCOUNT ALLOCATION COMMITTEE (FAAC)

MARCH 2022 DISBURSEMENT

Distribution of Revenue Allocation to State Governments by Federation Account Allocation Committee for the Month of February, 2022 Shared in March, 2022



State	Net Statutory Allocation	Others*	VAT Allocation	Share of Ecology	TOTAL
 NASSARAWA	N1,542,842,764.48	N553,132,142.10	N1,572,954,045.42	N70,242,689.42	N3,739,171,641.42
 NIGER	N1,797,920,468.10	N710,473,608.86	N1,962,629,988.95	N45,111,803.54	N4,516,135,869.44
 OGUN	N323,759,724.07	N557,240,255.50	N1,935,778,812.93	N70,764,382.00	N2,887,543,174.50
 ONDO	N2,143,988,323.64	N558,344,210.85	N1,852,187,051.93	N35,452,287.08	N4,589,971,873.50

FEDERATION ACCOUNT ALLOCATION COMMITTEE (FAAC) MARCH 2022 DISBURSEMENT

Distribution of Revenue Allocation to State Governments by Federation Account Allocation Committee for the Month of February, 2022 Shared in March, 2022



OSUN

Net Statutory Allocation

N177,812,228.29

Share of Ecology

N69,467,130.22

Others*

N547,024,934.00

VAT Allocation

N1,777,820,699.74

TOTAL

N2,572,124,992.25



OYO

Net Statutory Allocation

N696,778,610.13

Share of Ecology

N85,430,921.27

Others*

N672,733,189.31

VAT Allocation

N3,359,445,383.91

TOTAL

N4,814,388,104.61



PLATEAU

Net Statutory Allocation

N477,382,105.95

Share of Ecology

N39,769,501.49

Others*

N626,336,768.42

VAT Allocation

N1,786,805,281.89

TOTAL

N2,930,293,657.74



RIVERS

Net Statutory Allocation

N10,649,191,437.54

Share of Ecology

N41,072,484.65

Others*

N646,857,675.86

VAT Allocation

N4,217,469,544.34

TOTAL

N15,554,591,142.38

FEDERATION ACCOUNT ALLOCATION COMMITTEE (FAAC)

MARCH 2022 DISBURSEMENT

Distribution of Revenue Allocation to State Governments by Federation Account Allocation Committee for the Month of February, 2022 Shared in March, 2022



SOKOTO

Net Statutory Allocation

N1,407,040,624.36

Share of Ecology

N83,944,701.27

Others*

N661,029,821.23

VAT Allocation

N1,915,970,078.38

TOTAL

N4,067,985,225.24



TARABA

Net Statutory Allocation

N1,043,238,894.40

Share of Ecology

N73,371,176.20

Others*

N577,767,682.19

VAT Allocation

N1,710,976,769.74

TOTAL

N3,405,354,522.53



YOBE

Net Statutory Allocation

N1,320,353,502.48

Share of Ecology

N75,636,264.04

Others*

N595,604,312.59

VAT Allocation

N1,648,037,797.07

TOTAL

N3,639,631,876.19



ZAMFARA

Net Statutory Allocation

N1,389,025,288.27

Share of Ecology

N75,797,347.20

Others*

N596,872,775.86

VAT Allocation

N1,800,467,354.23

TOTAL

N3,862,162,765.57



METHODOLOGY

Data is provided by the Office of the Accountant-General of the Federation (OAGF) and verified and validated by the National Bureau of Statistics (NBS)

APPENDIX

Summary of Gross Revenue Allocation by Federation Account Allocation Committee for the Month of February, 2022 Shared in March, 2022						
S / n	Beneficiaries	Statutory ₦	Distribution of ₦80 Billion from Non-Oil Excess Account ₦	Excess Bank Charges ₦	VAT ₦	Total ₦
1	FGN (see Table II)	165,247,539,636.58	42,144,000,000.00	3,940,144,118.67	24,845,264,149.02	236,176,947,904.28
2	State (see Table III)	83,815,760,423.11	21,376,000,000.00	1,998,493,751.92	82,817,547,163.42	190,007,801,338.44
3	LGCs (see Table IV)	64,618,438,050.75	16,480,000,000.00	1,540,754,913.53	57,972,283,014.39	140,611,475,978.67
4	13% Derivation Fund	51,099,823,723.33	-	-	-	51,099,823,723.33
5	Cost of Collection - NCS	8,694,057,703.97	-	-	767,212,814.00	9,461,270,517.97
6	Cost of Collections - FIRS	3,680,480,139.33	-	-	6,347,696,736.12	10,028,176,875.45
7	Cost of Collections - DPR	4,498,510,710.01	-	-	-	4,498,510,710.01
8	FIRS Refund on Cost of Collection	100,000,000.00	-	-	-	100,000,000.00
9	FIRS Refund	4,000,000,000.00	-	-	-	4,000,000,000.00
10	NCS Refund	2,183,078.00	-	-	-	2,183,078.00
11	13% Derivation Refund to Oil Producing States	25,761,494,816.83	-	-	-	25,761,494,816.83
12	13% Refunds on Subsidy, Priority Projects and Police Trust Fund January 2022	27,349,624,519.50	-	-	-	27,349,624,519.50
13	13% Refunds on Subsidy, Priority Projects & Police Trust Fund 1999 - 2021	18,163,078,852.38	-	-	-	18,163,078,852.38
14	North East Development Commission	-	-	-	5,122,734,876.09	5,122,734,876.09
	TOTAL	457,030,991,653.79	80,000,000,000.00	7,479,392,784.12	177,872,738,753.04	722,383,123,190.95

Distribution of Revenue Allocation to FGN by Federation Account Allocation Committee for the Month of February, 2022 Shared in March, 2022

0	1	2	3	4=2-3	5	6	7	
S/n	Beneficiaries	Gross Statutory Allocation	Less Deduction	Net Statutory Allocation	Distribution of ₦80 Billion from Non-Oil Excess Account	Excess Bank Charges	VAT	Total
		₦	₦	₦	₦	₦	₦	₦
1	FGN (CRF Account) Share of Derivation & Ecology	152,135,642,983.57	105,801,587,802.33	46,334,055,181.23	38,800,000,000.00	3,627,505,500.30	23,188,913,205.76	111,950,473,887.29
2	Ecology	3,136,817,381.10	-	3,136,817,381.10	800,000,000.00	74,793,927.84	-	-4,011,611,308.95
3	Stabilization	1,568,408,690.55	-	1,568,408,690.55	400,000,000.00	37,396,963.92	-	-2,005,805,654.47
4	Development of Natural Resources	5,269,853,200.26	-	5,269,853,200.26	1,344,000,000.00	125,653,798.77	-	-6,739,506,999.03
5	FCT-Abuja	3,136,817,381.10	69,362,636.00	3,067,454,745.10	800,000,000.00	74,793,927.84	1,656,350,943.27	5,598,599,616.21
	Total	165,247,539,636.58	105,870,950,438.33	59,376,589,198.25	42,144,000,000.00	3,940,144,118.67	24,845,264,149.02	130,305,997,465.95

Details of Distribution of Ecology Revenue Allocation to States by Federation Account Allocation Committee for the month of February, 2022 Shared in March, 2022

S/N	States	Gross Statutory Allocation	Distribution of ₦80 Billion from Non-Oil Excess Account	Excess Bank Charges	Total
		₦	₦	₦	₦
1	ABIA	55,770,107.93	14,223,361.11	1,329,776.31	71,323,245.34
2	ADAMAWA	59,329,804.25	15,131,210.28	1,414,653.31	75,875,667.84
3	AKWA IBOM	59,881,151.46	15,271,823.43	1,427,799.57	76,580,774.46
4	ANAMBRA	59,218,656.85	15,102,863.74	1,412,003.13	75,733,523.71
5	BAUCHI	71,242,028.24	18,169,251.08	1,698,687.07	91,109,966.39
6	BAYELSA	52,698,851.62	13,440,081.51	1,256,545.61	67,395,478.74
7	BENUE	66,794,006.85	17,034,847.42	1,592,628.94	85,421,483.21
8	BORNO	73,998,187.07	18,872,169.61	1,764,404.62	94,634,761.30
9	CROSS RIVER	59,891,363.67	15,274,427.90	1,428,043.07	76,593,834.65
10	DELTA	60,473,565.79	15,422,910.15	1,441,925.04	77,338,400.97
11	EBONYI	53,283,971.18	13,589,307.81	1,270,497.13	68,143,776.13
12	EDO	55,690,289.67	14,203,004.61	1,327,873.13	71,221,167.42
13	EKITI	53,253,903.35	13,581,639.45	1,269,780.20	68,105,322.99
14	ENUGU	59,896,532.70	15,275,746.19	1,428,166.32	76,600,445.21
15	GOMBE	56,099,681.06	14,307,413.98	1,337,634.61	71,744,729.65
16	IMO	61,924,196.30	15,792,872.53	1,476,513.71	79,193,582.54
17	JIGAWA	66,605,217.47	16,986,699.42	1,588,127.46	85,180,044.35
18	KADUNA	78,035,759.15	19,901,894.10	1,860,676.04	99,798,329.29
19	KANO	94,470,974.17	24,093,458.48	2,252,555.49	120,816,988.14
20	KATSINA	73,212,316.34	18,671,744.62	1,745,666.40	93,629,727.36
21	KEBBI	62,889,745.00	16,039,121.79	1,499,536.15	80,428,402.93
22	KOGI	65,826,577.20	16,788,118.45	1,569,561.65	84,184,257.30
23	KWARA	53,016,476.86	13,521,087.25	1,264,119.03	67,801,683.14
24	LAGOS	79,786,866.29	20,348,488.70	1,902,429.24	102,037,784.24
25	NASSARAWA	54,925,183.95	14,007,875.44	1,309,630.03	70,242,689.42
26	NIGER	70,548,953.29	17,992,492.32	1,682,161.47	90,223,607.08
27	OGUN	55,333,113.39	14,111,911.96	1,319,356.66	70,764,382.00
28	ONDO	55,442,734.48	14,139,869.24	1,321,970.45	70,904,574.17
29	OSUN	54,318,747.43	13,853,212.56	1,295,170.23	69,467,130.22
30	OYO	66,801,386.79	17,036,729.57	1,592,804.90	85,430,921.27
31	PLATEAU	62,194,292.47	15,861,756.66	1,482,953.85	79,539,002.98
32	RIVERS	64,231,987.50	16,381,441.36	1,531,540.43	82,144,969.29
33	SOKOTO	65,639,260.07	16,740,345.92	1,565,095.28	83,944,701.27
34	TARABA	57,371,455.77	14,631,761.76	1,367,958.67	73,371,176.20
35	YOBE	59,142,606.15	15,083,468.11	1,410,189.78	75,636,264.04
36	ZAMFARA	59,268,562.63	15,115,591.49	1,413,193.07	75,797,347.20
	Total	2,258,508,514.40	576,000,000.00	53,851,628.05	2,888,360,142.44

CONTACT



National Bureau of Statistics

Head Office

Plot 762 Independence Avenue,
Central Business District, Garki
Abuja.

Sunday J. Ichedi

Information Desk

Head, Communication & Public
Relations Department (C&PRD)
Phone: +2348037051701
sjchedi@nigerianstat.gov.ng

Moses Mathew

Statistical Information Officer

Phone: +2347069071157
matmoses@nigerianstat.gov.ng

Nuhu Joseph Waney II

Chief of Protocol

Phone: +2348037020063
jwnuhu@nigerianstat.gov.ng



@nbs_nigeria



NBSNigeria



nbs_nigeria

