



NATIONAL BUREAU OF STATISTICS

# Transport Fare Watch

---

(MAY 2022)



**Report Date: June 2022**

**Data Source: National Bureau of Statistics (NBS)**

# CONTENT

<b>Executive Summary</b> .....	3
<b>Average Transport Fare Across States</b>	
- States Bus Journey Within City, Per Drop Constant Route .....	5
- States Bus Journey Intercity, State Route, Charge per person .....	6
- Air Fare Charge for Specified Routes Single Journey .....	7
- Journey by Motorcycle (Okada) Per Drop .....	8
- Waterway Passenger Transport .....	9
<b>Average Transport Fare by Categories - All Zones</b>	
North Central.....	10
North East.....	11
North West.....	12
South East .....	13
South West .....	14
South-South.....	15
Methodology .....	16
Appendix .....	17
Contact .....	19

## EXECUTIVE SUMMARY

Transport Fare Watch for May 2022 covers the following categories: bus journey within the city per drop constant route; bus journey intercity, state route, charge per person; air fare charge for specified routes single journey; journey by motorcycle (Okada) per drop; and water way passenger transport. The average fare paid by air passengers for specified routes single journey, increased by 0.73% on a month-on-month basis from N55,501.49 in April 2022 to N55,906.86 in May 2022. On a year-on-year basis, the fare rose by 52.95% from N36,552.70 in May 2021. Also, the average fare paid by commuters for bus journey intercity per drop rose to N3,668.64 in May 2022, indicating an increase of 3.13% on a month-on-month basis compared to the value of N3,557.15 in April 2022. The fare, however, rose by 47.30% from N2,490.60 in May 2021.

Similarly, the average fare paid by commuters for bus journey within the city per drop, increased by 2.00% on a month-on-month basis from N570.64 in April 2022 to N582.06 in May 2022. In terms of year-on-year analysis, the average fare paid by commuters for bus journey within the city per drop rose by 45.86% from N399.06 in May 2021. In another category, the average fare paid by commuters for journey by motorcycle per drop declined by 2.21% on a month-on-month basis from N426.84 in April 2022 to N417.39 in May 2022. This was a 47.66% rise from N282.67 in May 2021 on a year-on-year basis. Furthermore, the average fare paid for water transport (waterway passenger transportation) in May 2022 dropped to N941.63 from N951.93 in April 2022, showing a decline of 1.08% on a month-on-month basis. On a year-on-year basis, the fare rose by 13.68% from N828.35 in May 2021.

At the state level, Taraba recorded the highest air transport fare (for specified routes single journey) in May 2022 with N67,500.00, followed by Kogi, Yobe and Kebbi with N65,000.00 each. Conversely, seven states recorded the least with N50,000.00 (Borno, Gombe, Abuja, Kano Sokoto, Edo and Rivers). For intercity bus travel (state route charged per person fare) in May 2022, the highest fare was recorded in Abuja with N5,540.00, followed by Adamawa with N5,200.00, while the least fare was recorded in Kwara with N1,655.56, followed by Zamfara with N2,054.55. In terms of bus journey within the city (per drop constant route), Zamfara recorded the highest with N822.00, followed by Taraba with N750.00. On the other hand, Kogi recorded the least fare with N450.00, followed by Rivers and Lagos with N455.88 each.

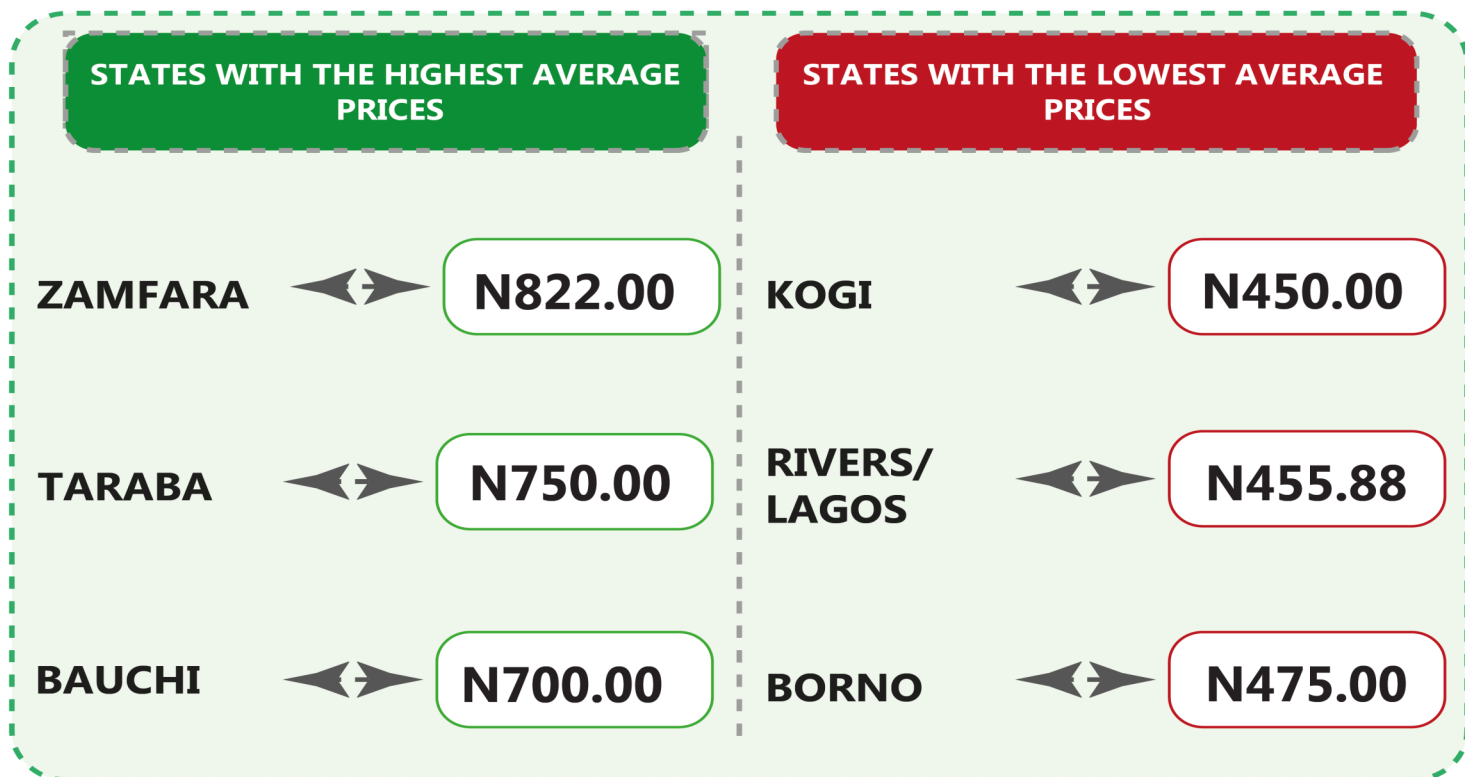
In May 2022, Kwara state had the highest motorcycle transport fare with N693.75, followed by Lagos with N662.50. The least was recorded in Edo with N163.64, followed by Bayelsa with N175.00. For water transport fare during the period under review, it was highest in Delta with N3,150.00, followed by Rivers with N2,985.71, while the least was recorded in Borno with N325.26, followed by Kebbi and Gombe with N400.00 each.

The distribution of transport fare categories by zones showed that the North-East recorded the highest fare of air transport in May 2022 with N57,916.67, followed by the North-Central with N56,125.91, while the South-South had the least with N54,211.05. In terms of bus journey intercity, the South-West had the highest fare with N3,898.55, followed by the North-East with N3,754.39, while the North-West recorded the least with N3,517.65. In May 2022, transport fares of bus journey within the city recorded the highest in the North-East with N634.19, followed by the North-West with N606.83, while the South-West recorded the least with N544.31. Also, commuters on motorcycles (Okada) paid the highest fare in the North-Central with N475.83, followed by the South-West with N470.68, while the North-West recorded the least with N310.55. The South-South had the highest charge paid on water transport with N2,190.21, followed by the South-West with N815.08, while the North-East recorded the least with N594.79.

# TRANSPORT FARE WATCH - MAY 2022

Average Transport Fare Across States

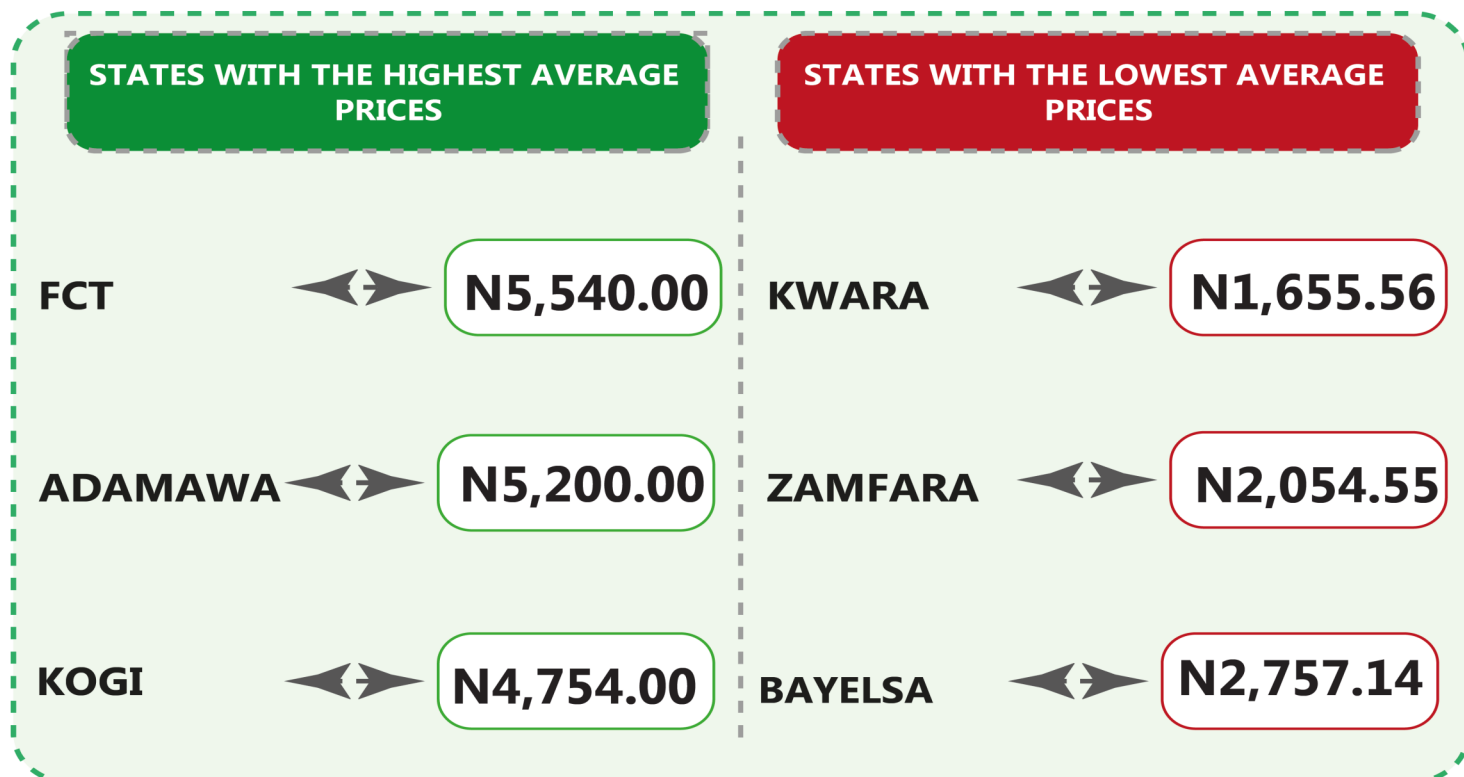

-Bus Journey Within City , Per Drop Constant Route



# TRANSPORT FARE WATCH - MAY 2022

Average Transport Fare Across States

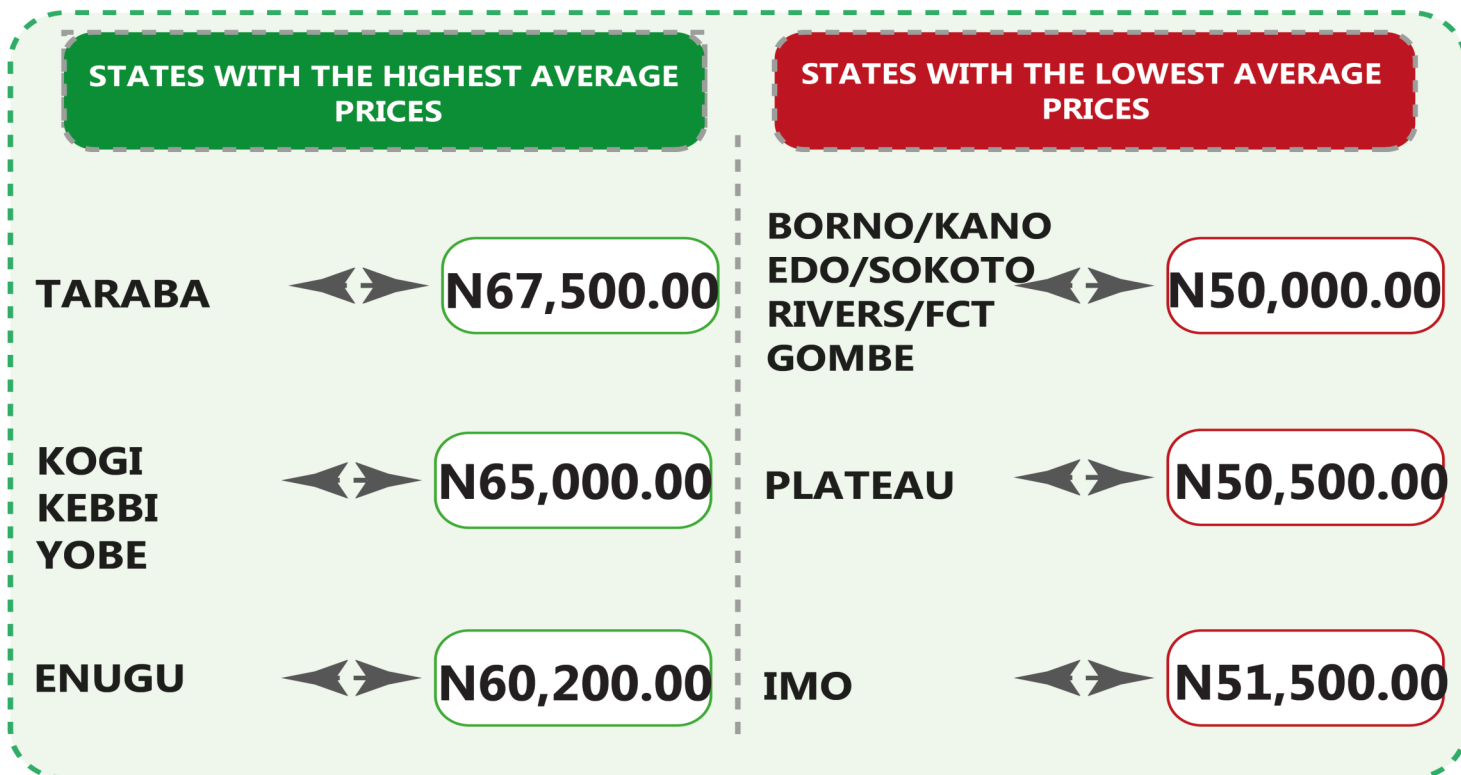
-Bus Journey Intercity, State Route, Charge Per Person



# TRANSPORT FARE WATCH - MAY 2022

Average Transport Fare Across States

-Air Fare Charge For Specified Routes Single Journey



# TRANSPORT FARE WATCH - MAY 2022

Average Transport Fare Across States

-Journey by Motorcycle (Okada) Per Drop



YoY = 47.66%

**N282.67**

MAY 2021

**N417.39**

MAY 2022



MoM = -2.21%

**N426.84**

APRIL 2022

## STATES WITH THE HIGHEST AVERAGE PRICES

KWARA



**N693.75**

LAGOS



**N662.50**

YOBE



**N632.17**

## STATES WITH THE LOWEST AVERAGE PRICES

EDO



**N163.64**

BAYELSA



**N175.00**

OGUN

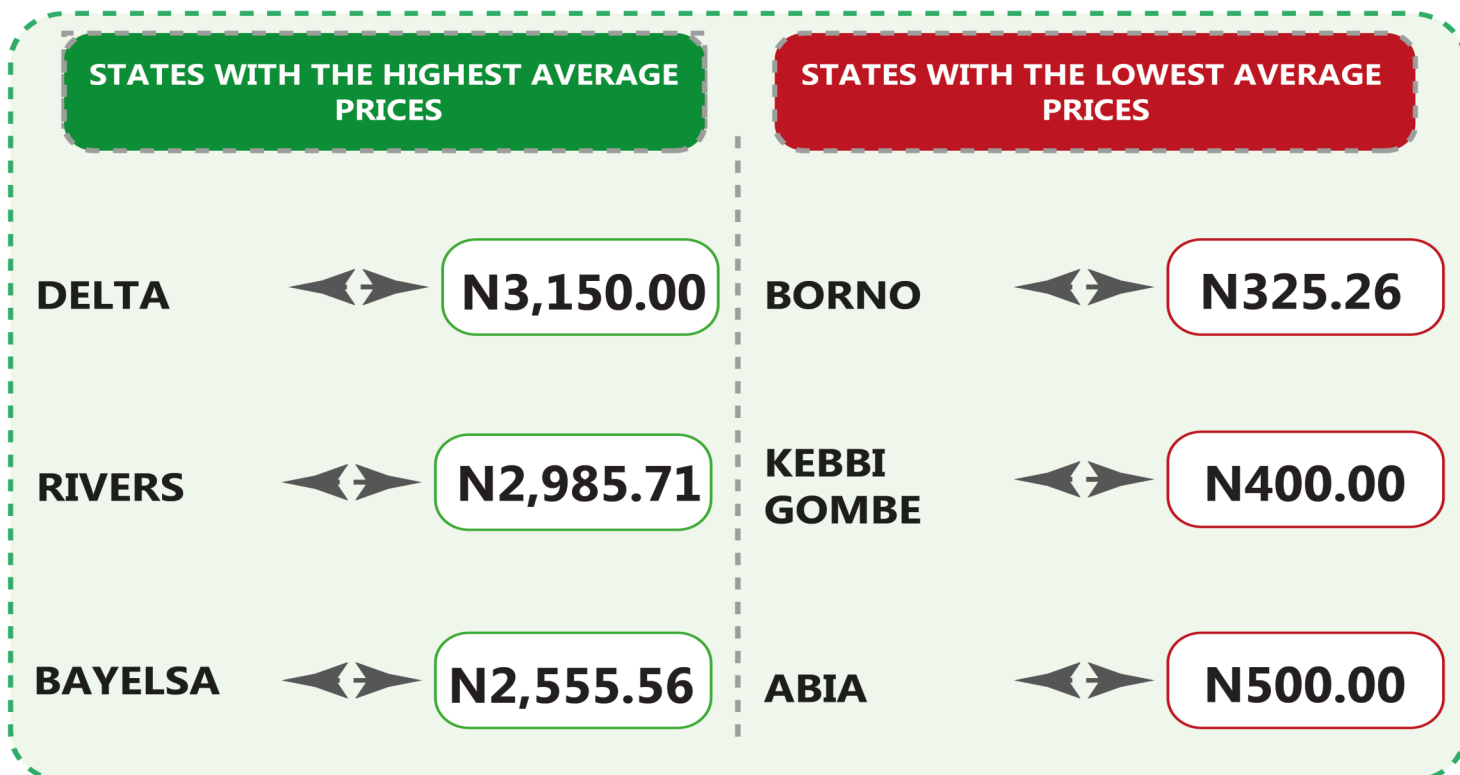


**N235.29**



# TRANSPORT FARE WATCH - MAY 2022

Average Transport Fare Across States  
-Waterway Passenger Transport



# TRANSPORT FARE WATCH - MAY 2022

Average Transport Fare by Categories

NORTH CENTRAL




## BUS JOURNEY WITHIN CITY, PER DROP CONSTANT ROUTE



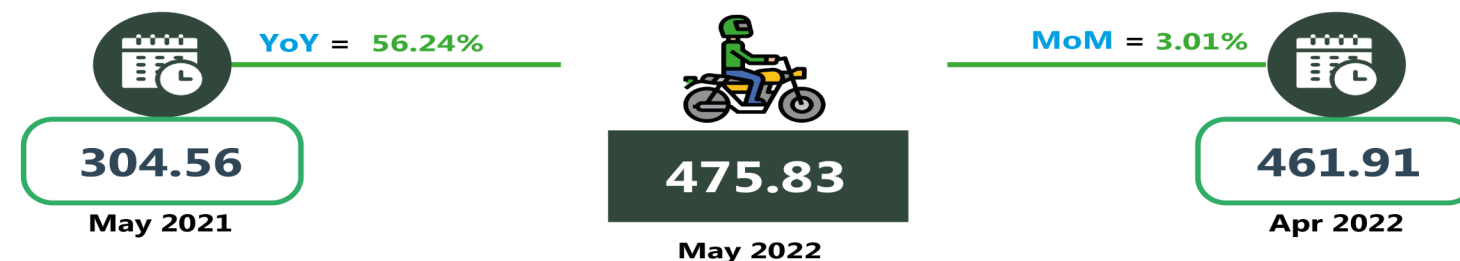
## BUS JOURNEY INTERCITY, STATE ROUTE, CHARGE PER PERSON



## AIR FARE CHARGE FOR SPECIFIED ROUTES SINGLE JOURNEY



## JOURNEY BY MOTORCYCLE (OKADA) PER DROP



## WATER TRANSPORT: WATER WAY PASSENGER TRANSPORTATION



# TRANSPORT FARE WATCH - MAY 2022

Average Transport Fare by Categories  
NORTH EAST




## BUS JOURNEY WITHIN CITY, PER DROP CONSTANT ROUTE



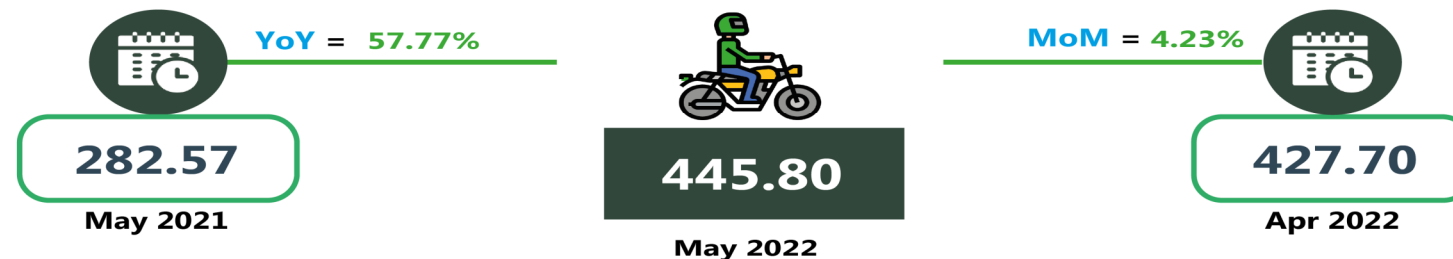
## BUS JOURNEY INTERCITY, STATE ROUTE, CHARGE PER PERSON



## AIR FARE CHARGE FOR SPECIFIED ROUTES SINGLE JOURNEY



## JOURNEY BY MOTORCYCLE (OKADA) PER DROP



## WATER TRANSPORT: WATER WAY PASSENGER TRANSPORTATION



# TRANSPORT FARE WATCH - MAY 2022

## Average Transport Fare by Categories NORTH WEST



### BUS JOURNEY WITHIN CITY, PER DROP CONSTANT ROUTE



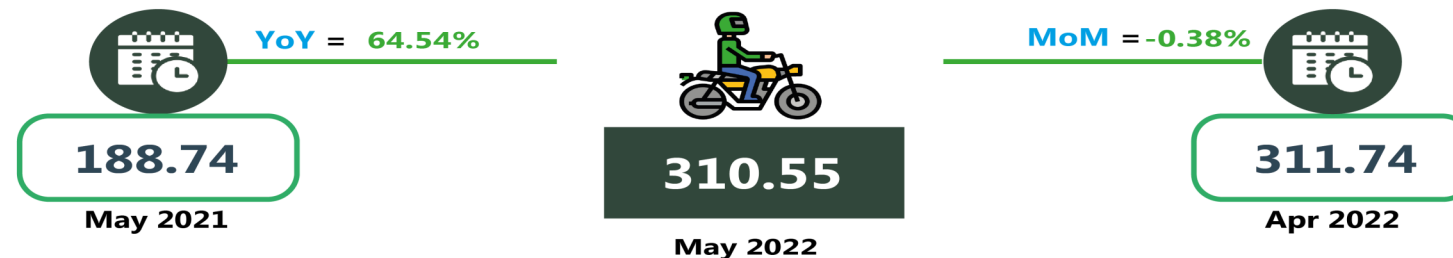
### BUS JOURNEY INTERCITY, STATE ROUTE, CHARGE PER PERSON



### AIR FARE CHARGE FOR SPECIFIED ROUTES SINGLE JOURNEY



### JOURNEY BY MOTORCYCLE (OKADA) PER DROP



### WATER TRANSPORT: WATER WAY PASSENGER TRANSPORTATION



# TRANSPORT FARE WATCH - MAY 2022

## Average Transport Fare by Categories SOUTH EAST




### BUS JOURNEY WITHIN CITY, PER DROP CONSTANT ROUTE



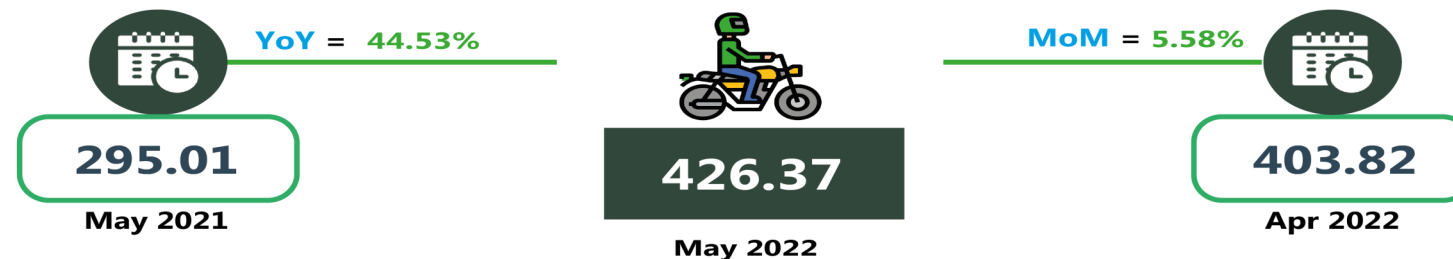
### BUS JOURNEY INTERCITY, STATE ROUTE, CHARGE PER PERSON



### AIR FARE CHARGE FOR SPECIFIED ROUTES SINGLE JOURNEY



### JOURNEY BY MOTORCYCLE (OKADA) PER DROP



### WATER TRANSPORT: WATER WAY PASSENGER TRANSPORTATION



# TRANSPORT FARE WATCH - MAY 2022

Average Transport Fare by Categories  
SOUTH WEST



## BUS JOURNEY WITHIN CITY, PER DROP CONSTANT ROUTE



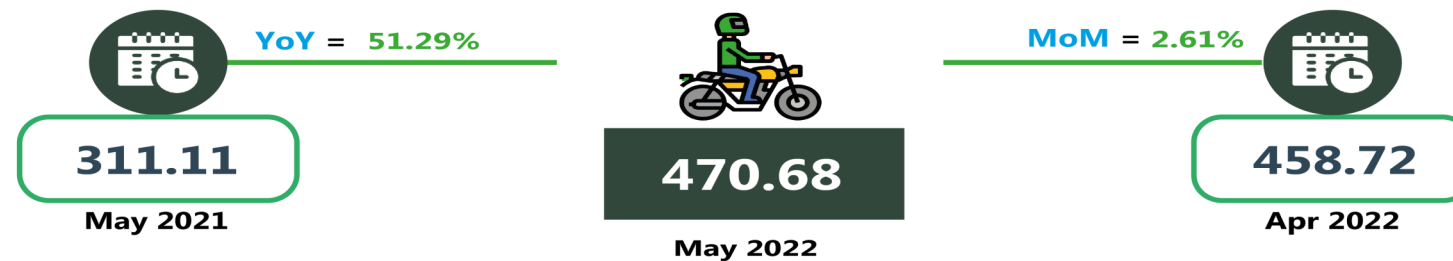
## BUS JOURNEY INTERCITY, STATE ROUTE, CHARGE PER PERSON



## AIR FARE CHARGE FOR SPECIFIED ROUTES SINGLE JOURNEY



## JOURNEY BY MOTORCYCLE (OKADA) PER DROP



## WATER TRANSPORT: WATER WAY PASSENGER TRANSPORTATION



# TRANSPORT FARE WATCH - MAY 2022

Average Transport Fare by Categories  
SOUTH SOUTH



## BUS JOURNEY WITHIN CITY, PER DROP CONSTANT ROUTE



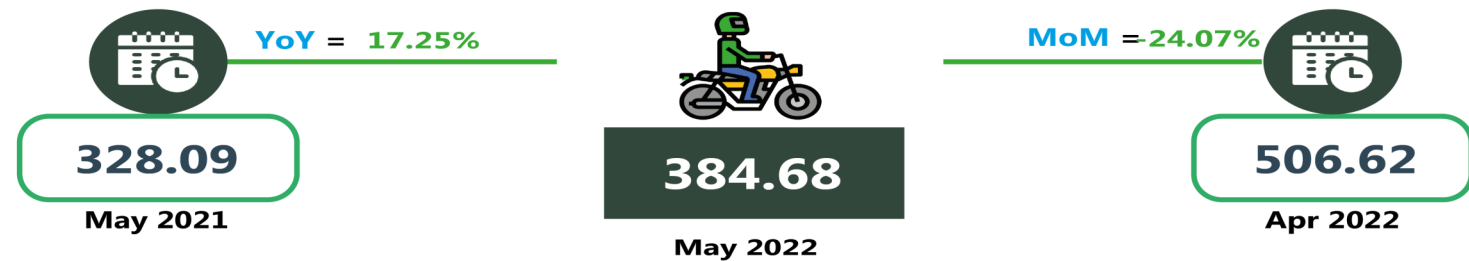
## BUS JOURNEY INTERCITY, STATE ROUTE, CHARGE PER PERSON



## AIR FARE CHARGE FOR SPECIFIED ROUTES SINGLE JOURNEY



## JOURNEY BY MOTORCYCLE (OKADA) PER DROP



## WATER TRANSPORT: WATER WAY PASSENGER TRANSPORTATION



## METHODOLOGY

Fieldwork is done solely by over 700 NBS Staff in all States of the federation supported by supervisors who are monitored by internal and external observers.

Prices are collected across all the 774 local governments across all States and the FCT from over 10,000 respondents and locations and reflect actual fare households state they actually paid for those services.

The average of all these fares is then reported for each state and the average for the country is the average for the state.

NBS audit team subsequently conducts randomly selected verification of fares recorded.



## APPENDIX

<b>Transport Fare May 2022 (NATIONAL)</b>					
	<b>Average of May- 21</b>	<b>Average of April -22</b>	<b>Average of May- 22</b>	<b>MoM</b>	<b>YoY</b>
Air fare charg.for specified routes single journey	36,552.70	55,501.49	55,906.86	0.73	52.95
Bus journey intercity, state route, charg. per per	2,490.60	3,557.15	3,668.64	3.13	47.30
Bus journey within city , per drop constant rou	399.06	570.64	582.06	2.00	45.86
Journey by motorcycle (okada) per drop	282.67	426.84	417.39	-2.21	47.66
Water transport : water way pas- senger transportat	828.35	951.93	941.63	-1.08	13.68

Transport Fare May 2022 (ZONAL)					
	Average of May-21	Average of April-22	Average of May-22	MoM	YoY
<b>NORTH CENTRAL</b>					
Air fare charg.for specified routes single journey	36,300.00	57,552.54	56,125.91	-2.48	54.62
Bus journey intercity, state route, charg. per per	2,944.59	3,708.13	3,734.18	0.70	26.82
Bus journey within city , per drop constant rou	399.58	553.57	565.21	2.10	41.45
Journey by motorcycle (okada) per drop	304.56	461.91	475.83	3.01	56.24
Water transport : water way passenger transportat	639.79	720.24	727.86	1.06	13.76
<b>NORTH EAST</b>					
Air fare charg.for specified routes single journey	36,983.33	56,800.16	57,916.67	1.97	56.60
Bus journey intercity, state route, charg. per per	2,422.66	3,666.98	3,754.39	2.38	54.97
Bus journey within city , per drop constant rou	434.04	622.06	634.19	1.95	46.11
Journey by motorcycle (okada) per drop	282.57	427.70	445.80	4.23	57.77
Water transport : water way passenger transportat	480.27	595.28	594.79	-0.08	23.85
<b>NORTH WEST</b>					
Air fare charg.for specified routes single journey	35,964.29	54,760.42	55,694.13	1.71	54.86
Bus journey intercity, state route, charg. per per	2,535.96	3,545.48	3,517.65	-0.78	38.71
Bus journey within city , per drop constant rou	431.56	604.59	606.83	0.37	40.61
Journey by motorcycle (okada) per drop	188.74	311.74	310.55	-0.38	64.54
Water transport : water way passenger transportat	618.67	686.53	688.67	0.31	11.31
<b>SOUTH EAST</b>					
Air fare charg.for specified routes single journey	36,880.00	53,402.58	55,609.40	4.13	50.78
Bus journey intercity, state route, charg. per per	2,132.48	3,268.50	3,553.23	8.71	66.62
Bus journey within city , per drop constant rou	321.78	530.26	560.69	5.74	74.25
Journey by motorcycle (okada) per drop	295.01	403.82	426.37	5.58	44.53
Water transport : water way passenger transportat	604.04	665.39	664.85	-0.08	10.07
<b>SOUTH SOUTH</b>					
Air fare charg.for specified routes single journey	36,850.00	55,586.41	54,211.06	-2.47	47.11
Bus journey intercity, state route, charg. per per	2,023.72	3,252.37	3,548.85	9.12	75.36
Bus journey within city , per drop constant rou	398.43	556.34	576.22	3.57	44.62
Journey by motorcycle (okada) per drop	328.09	506.62	384.68	-24.07	17.25
Water transport : water way passenger transportat	1,890.52	2,250.02	2,190.21	-2.66	15.85
<b>SOUTH WEST</b>					
Air fare charg.for specified routes single journey	36,533.33	54,338.70	55,833.33	2.75	52.83
Bus journey intercity, state route, charg. per per	2,741.27	3,830.14	3,898.55	1.79	42.22
Bus journey within city , per drop constant rou	390.58	547.48	544.31	-0.58	39.36
Journey by motorcycle (okada) per drop	311.11	458.72	470.68	2.61	51.29
Water transport : water way passenger transportat	765.77	829.24	815.08	-1.71	6.44

# CONTACT



## National Bureau of Statistics

Head Office

Plot 762 Independence Avenue,  
Central Business District, Garki  
Abuja.

## Sunday J. Ichedi

Information Desk

Head, Communication & Public  
Relations Department (C&PRD)  
Phone: +2348037051701  
sjichedi@nigerianstat.gov.ng

## Moses Mathew

Statistical Information Officer

Phone: +2347069071157  
matmoses@nigerianstat.gov.ng

## Nuhu Joseph Waney II

Chief of Protocol

Phone: +2348037020063  
jwnuhu@nigerianstat.gov.ng



@nbs\_nigeria



NBSNigeria



nbs\_nigeria

