



NATIONAL BUREAU OF STATISTICS

# Liquefied Petroleum Gas (Cooking Gas) Price Watch

---

(MAY 2022)

**Report Date: June 2022**

**Data Source: National Bureau of Statistics (NBS)**

# CONTENT

<b>Executive Summary</b>	<b>3</b>
<b>Average Cooking Gas Prices across States – 5KG Refilling</b>	<b>4</b>
<b>Average Cooking Gas Prices across Zones – 5KG Refilling</b>	<b>5</b>
<b>12 Month Average Prices – 5KG Refilling</b>	<b>6</b>
<b>Average Cooking Gas Prices across States – 12.5KG Refilling</b>	<b>7</b>
<b>Average Cooking Gas Prices across Zones – 12.5KG Refilling</b>	<b>8</b>
<b>12 Month Average Prices – 12.5KG Refilling</b>	<b>9</b>
<b>Methodology</b>	<b>10</b>
<b>Appendix</b>	<b>11</b>
<b>Contact</b>	<b>13</b>

## EXECUTIVE SUMMARY

The average price for refilling a 5kg Cylinder of Liquefied Petroleum Gas (Cooking Gas) stood at N3921.35 in May 2022 from N3800.47 recorded in April 2022 showing an increase of 3.18 percent month-on-month. However, on a year-on-year basis, the average retail price for Cooking Gas increased by 89.28 percent from N2071.69 in May 2021.

According to state profile analysis, the highest average price for refilling a 5kg Cylinder of Liquefied Petroleum Gas (Cooking Gas) was recorded in Gombe with N4366.67, followed by Bayelsa with N4325.00 and Adamawa with N4250.00. On the other hand, Yobe recorded the lowest average price with N3200.00; this was followed by Ogun and Ondo with N3450.00 and N3480.77 respectively. In addition, prices analyzed by zones show that the average retail price for refilling a 5kg Cylinder of Liquefied Petroleum Gas (Cooking Gas) was highest in the South-East with N 4094.39 followed by the North-Central with N3989.98 and South-South with N3977.72, while the South West recorded the lowest average retail price of N3719.53.

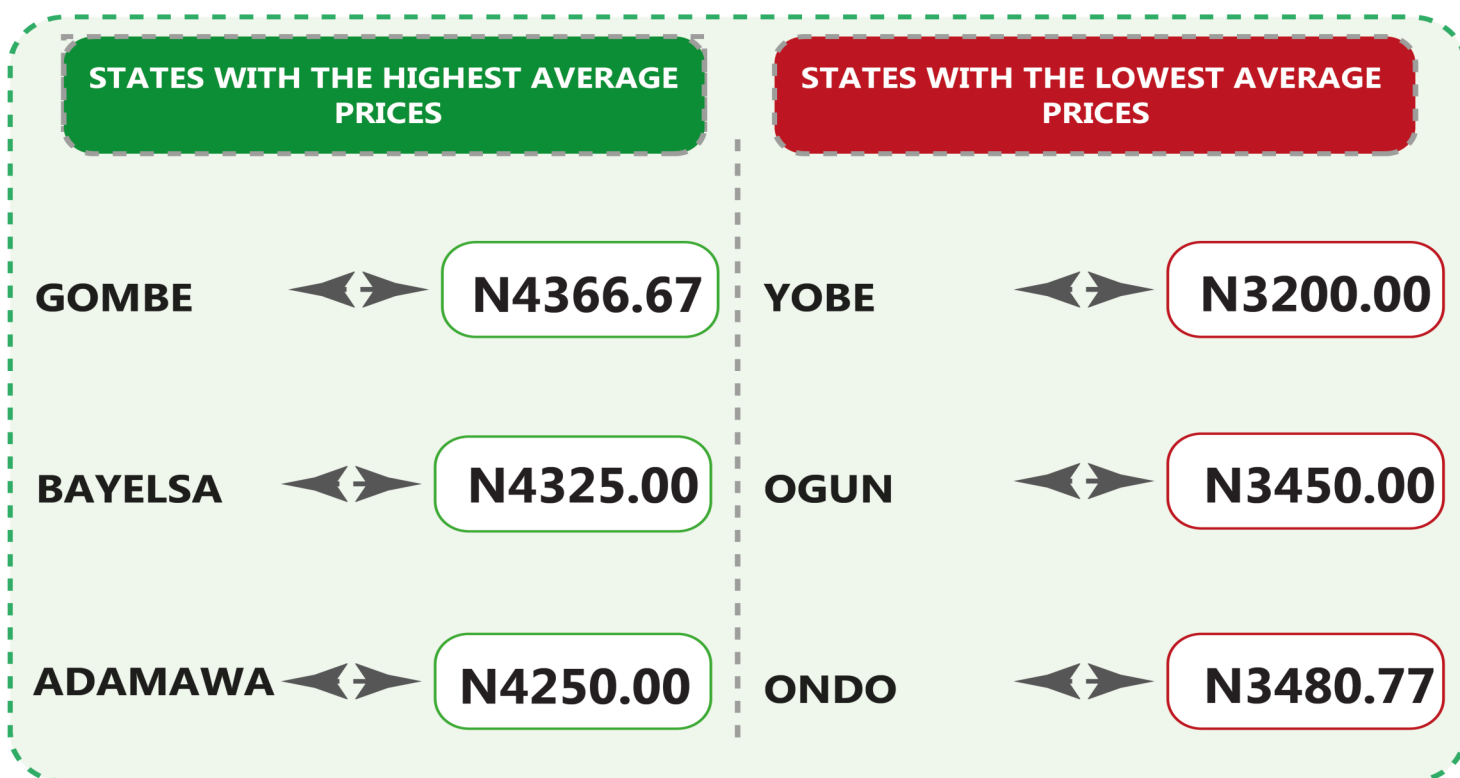

The average price for refilling a 12.5kg Cylinder of Liquefied Petroleum Gas (Cooking Gas) increased to N8726.30 in May 2022 from N8164.37 in April 2022 representing a 6.88 percent month-on-month increase. Similarly, on a year-on-year basis, the average retail price for refilling a 12.5kg cooking gas increased by 103.46 percent from N4288.95 in May 2021.

The state comparisons showed that the highest average retail price for the refilling of a 12.5kg Cylinder of Liquefied Petroleum Gas (Cooking Gas) was recorded in Abuja with N9308.00, followed by Ekiti with N9209.09 and Oyo, with N9184.06. Conversely, the lowest average price for the refilling of a 12.5kg Cylinder of Liquefied Petroleum Gas (Cooking Gas) was recorded In Yobe with N7500.00, followed by Kano and Kogi with, N8175.00 and N8200.00 respectively. The average retail price of a 12.5kg Cylinder of Liquefied Petroleum Gas (Cooking Gas) by zones showed that the average retail price was highest in the South-West with N8916.10 followed by the South-East and South-South with N8885.54 and N8857.09 respectively. The North-East Zone recorded the lowest price with N8423.44.

# LIQUEFIED PETROLEUM GAS (COOKING GAS)

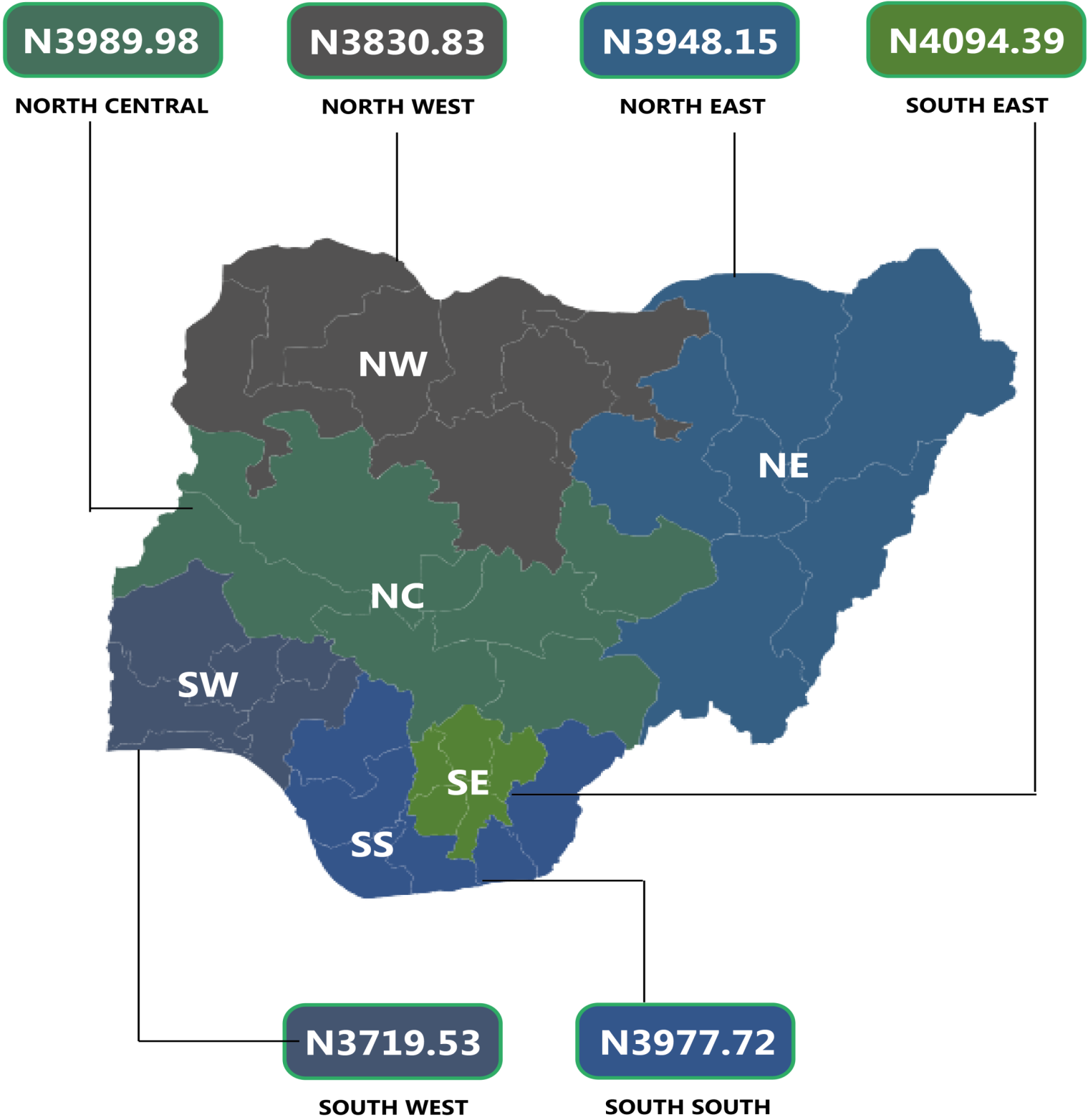
## PRICE WATCH - MAY 2022

Average Cooking Gas Prices Across States – 5KG Refilling

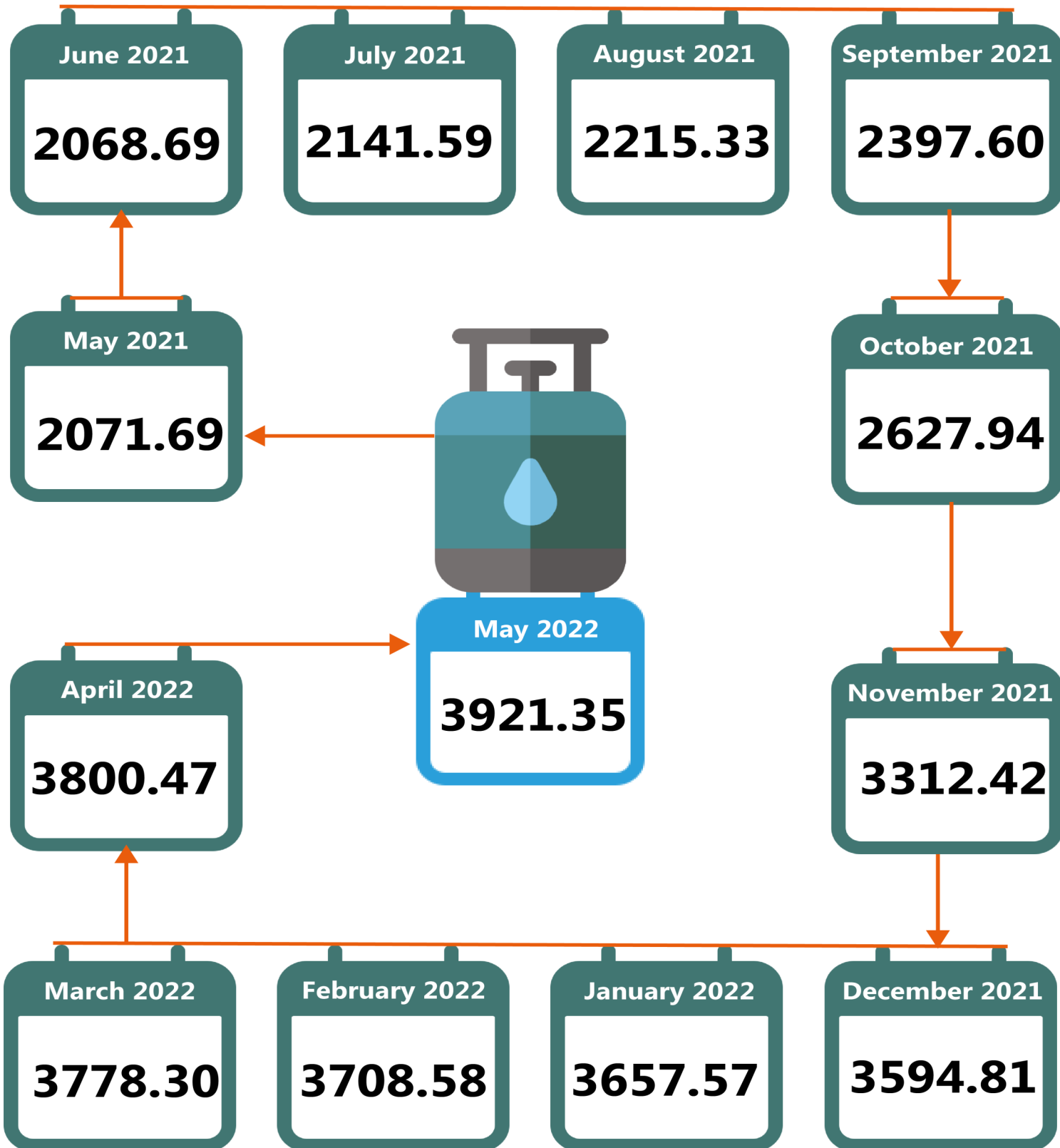


# LIQUEFIED PETROLEUM GAS (COOKING GAS) PRICE WATCH - MAY 2022

Average Cooking Gas Prices Across Zones – 5KG Refilling



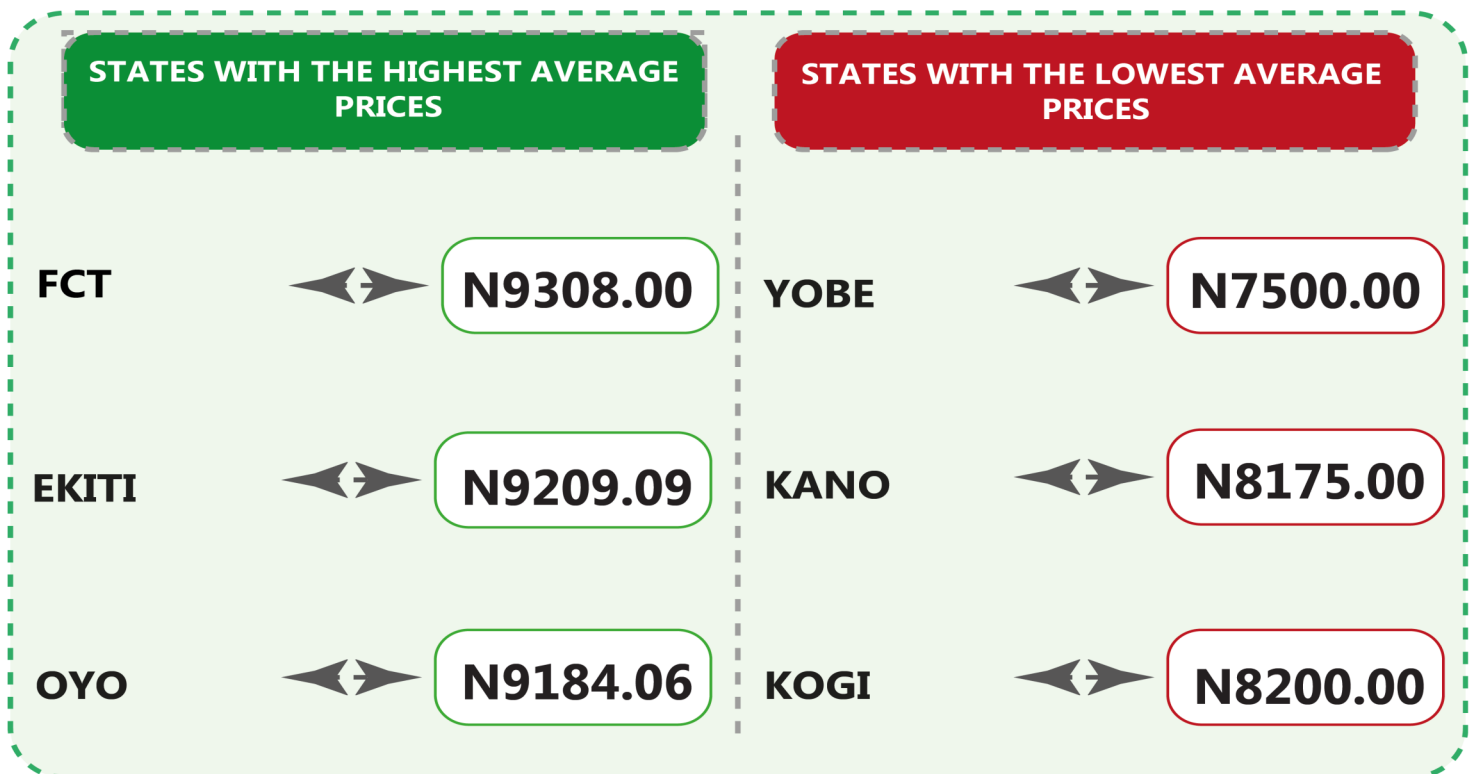

**LIQUEFIED PETROLEUM GAS (COOKING GAS)  
PRICE WATCH - MAY 2022**  
12 Month Average Prices– 5KG Refilling



# LIQUEFIED PETROLEUM GAS (COOKING GAS)

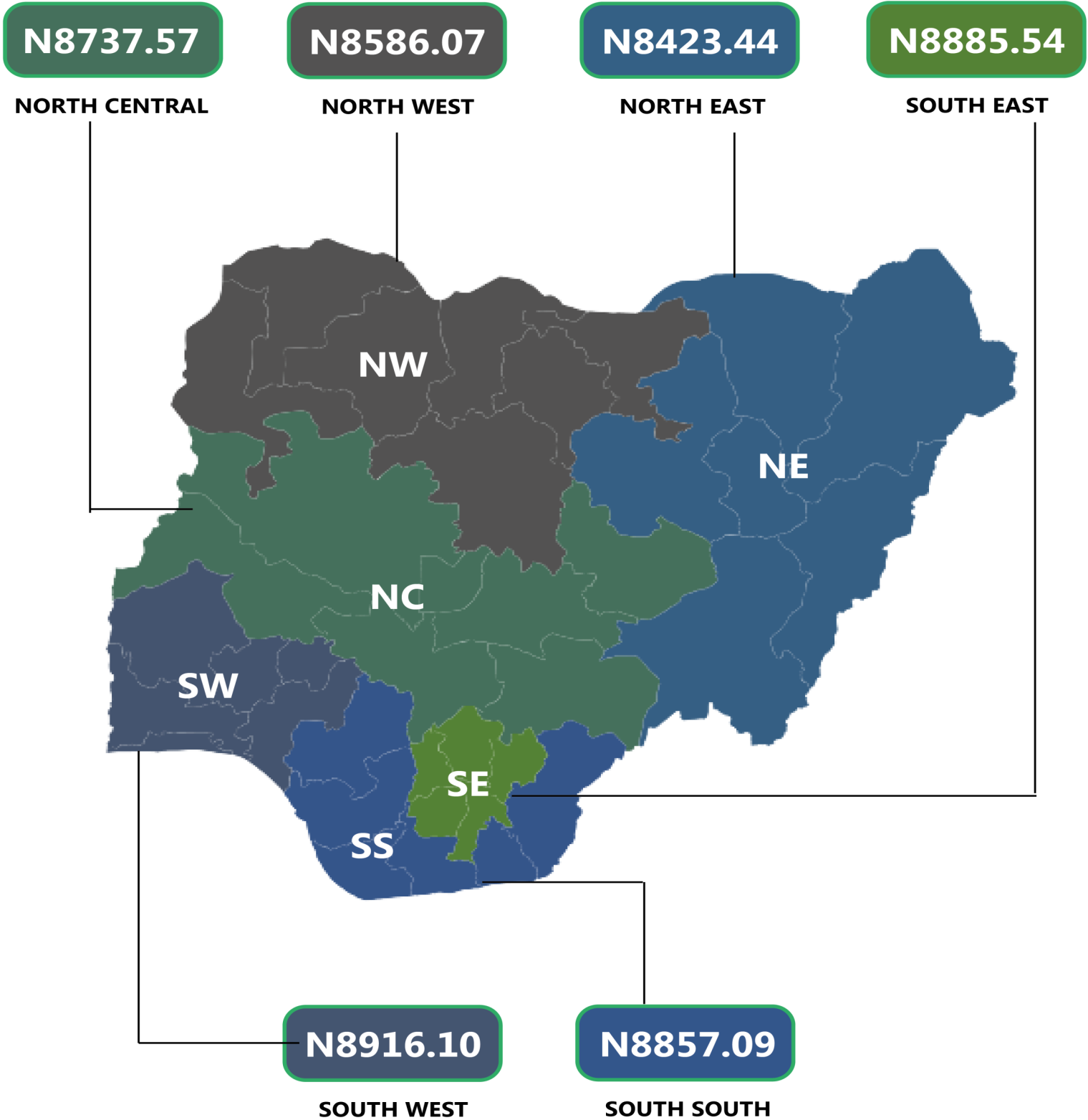
## PRICE WATCH - MAY 2022

Average Cooking Gas Prices Across States – 12.5KG Refilling



# LIQUEFIED PETROLEUM GAS (COOKING GAS) PRICE WATCH - MAY 2022


Average Cooking Gas Prices Across Zones – 12.5KG Refilling





# LIQUEFIED PETROLEUM GAS (COOKING GAS) PRICE WATCH - MAY 2022

12 Month Average Prices – 12.5KG Refilling



## METHODOLOGY

Fieldwork is done solely by over 700 NBS Staff in all States of the federation supported by supervisors who are monitored by internal and external observers.

Fuel Prices are collected across all the 774 local governments across all States and the FCT from over 10,000 respondents and locations and reflect actual prices households state they actually bought those fuels together with the prices reportedly sold by the fuel suppliers.

The average of the prices is reported for each state and the country.

NBS audit team subsequently conducts randomly selected verification of prices recorded.

## APPENDIX

### GAS FILLING (GAS) PRICE WATCH(5KG) -

	Average of May-21	Average of Apr-22	Average of May-22	MoM	YoY
<b>NORTH CENTRAL</b>	<b>1,982.72</b>	<b>3,835.83</b>	<b>3,989.98</b>	<b>4.02</b>	<b>101.24</b>
Abuja	1808.20	3990.00	4194.00	5.11	131.94
Benue	2015.66	3900.00	4137.50	6.09	105.27
Kogi	2000.00	3775.00	3933.33	4.19	96.67
Kwara	1960.00	3930.00	4031.67	2.59	105.70
Nasarawa	2260.00	3333.33	3566.67	7.00	57.82
Niger	1950.00	4147.50	4200.00	1.27	115.38
Plateau	1885.19	3775.00	3866.67	2.43	105.11
<b>NORTH EAST</b>	<b>2,306.48</b>	<b>3,816.08</b>	<b>3,948.15</b>	<b>3.46</b>	<b>71.18</b>
Adamawa	2392.62	4220.00	4250.00	0.71	77.63
Bauchi	2486.39	3600.00	3750.00	4.17	50.82
Borno	2393.87	4057.14	4122.22	1.60	72.20
Gombe	1984.86	4337.50	4366.67	0.67	120.00
Taraba	2247.73	3750.00	4000.00	6.67	77.96
Yobe	2333.42	2931.83	3200.00	9.15	37.14
<b>NORTH WEST</b>	<b>1,969.46</b>	<b>3,572.38</b>	<b>3,830.83</b>	<b>7.23</b>	<b>94.51</b>
Jigawa	1726.86	3766.67	3940.00	4.60	128.16
Kaduna	2015.00	3950.00	4140.00	4.81	105.46
Kano	1852.86	3490.00	3650.00	4.58	96.99
Katsina	2033.33	3950.00	3985.83	0.91	96.02
Kebbi	1920.00	3600.00	3700.00	2.78	92.71
Sokoto	2200.00	3000.00	3700.00	23.33	68.18
Zamfara	2038.17	3250.00	3700.00	13.85	81.54
<b>SOUTH EAST</b>	<b>2,065.09</b>	<b>4,041.39</b>	<b>4,094.39</b>	<b>1.31</b>	<b>98.27</b>
Abia	1985.94	4177.78	4233.33	1.33	113.17
Anambra	2357.14	3863.33	3940.77	2.00	67.18
Ebonyi	1930.00	3912.50	3982.50	1.79	106.35
Enugu	1986.36	4140.00	4150.00	0.24	108.92
Imo	2066.00	4113.33	4165.33	1.26	101.61
<b>SOUTH SOUTH</b>	<b>2,160.56</b>	<b>3,896.59</b>	<b>3,977.72</b>	<b>2.08</b>	<b>84.11</b>
Akwa Ibom	2363.64	3575.00	3825.00	6.99	61.83
Bayelsa	2110.00	4250.00	4325.00	1.76	104.98
Cross River	2296.88	3892.86	4004.55	2.87	74.35
Delta	2160.71	3758.67	3878.67	3.19	79.51
Edo	1925.71	4100.00	4115.63	0.38	113.72
Rivers	2106.44	3803.00	3717.50	-2.25	76.48
<b>SOUTH WEST</b>	<b>1,976.61</b>	<b>3,712.82</b>	<b>3,719.53</b>	<b>0.18</b>	<b>88.18</b>
Ekiti	2164.29	3996.15	4073.08	1.92	88.19
Lagos	1841.93	3982.35	3950.00	-0.81	114.45
Ogun	2054.55	3500.00	3450.00	-1.43	67.92
Ondo	1846.55	3528.57	3480.77	-1.35	88.50
Osun	1970.00	3637.50	3625.00	-0.34	84.01
Oyo	1982.35	3632.35	3738.33	2.92	88.58
<b>NATIONAL</b>	<b>2071.69</b>	<b>3800.47</b>	<b>3921.35</b>	<b>3.18</b>	<b>89.28</b>

## GAS FILLING (GAS) PRICE WATCH(12KG)

	Average of May-21	Average of Apr-22	Average of May-22	MoM	YoY
<b>NORTH CENTRAL</b>	<b>4,385.30</b>	<b>8,183.38</b>	<b>8,737.57</b>	<b>6.77</b>	<b>99.25</b>
Abuja	4825.00	8448.00	9308.00	10.18	92.91
Benue	4635.71	8200.00	8875.00	8.23	91.45
Kogi	4217.83	7994.44	8200.00	2.57	94.41
Kwara	4057.56	8325.00	9150.00	9.91	125.51
Nasarawa	4325.00	7975.00	8500.00	6.58	96.53
Niger	3986.02	7916.25	8250.00	4.22	106.97
Plateau	4650.00	8425.00	8880.00	5.40	90.97
<b>NORTH EAST</b>	<b>4,301.00</b>	<b>7,559.43</b>	<b>8,423.44</b>	<b>11.43</b>	<b>95.85</b>
Adamawa	4068.56	8000.00	8716.67	8.96	114.24
Bauchi	4489.89	7814.69	9000.00	15.17	100.45
Borno	4185.71	6800.00	8225.00	20.96	96.50
Gombe	4425.83	8272.73	8599.00	3.94	94.29
Taraba	4523.42	7850.00	8500.00	8.28	87.91
Yobe	4112.57	6619.18	7500.00	13.31	82.37
<b>NORTH WEST</b>	<b>4,027.38</b>	<b>8,183.26</b>	<b>8,586.07</b>	<b>4.92</b>	<b>113.19</b>
Jigawa	4075.69	8199.99	9100.00	10.98	123.27
Kaduna	3736.07	8500.00	8750.00	2.94	134.20
Kano	4084.19	7860.00	8175.00	4.01	100.16
Katsina	3856.31	8350.00	8277.50	-0.87	114.65
Kebbi	4100.00	7980.00	8400.00	5.26	104.88
Sokoto	4590.36	8000.00	8700.00	8.75	89.53
Zamfara	3749.04	8392.86	8700.00	3.66	132.06
<b>SOUTH EAST</b>	<b>4,349.23</b>	<b>8,240.32</b>	<b>8,885.54</b>	<b>7.83</b>	<b>104.30</b>
Abia	4427.21	7949.54	8906.25	12.03	101.17
Anambra	4401.89	8609.00	9120.89	5.95	107.20
Ebonyi	4250.43	7710.55	8718.75	13.08	105.13
Enugu	4754.55	8582.50	8605.00	0.26	80.98
Imo	3912.09	8350.00	9076.79	8.70	132.02
<b>SOUTH SOUTH</b>	<b>4,472.25</b>	<b>8,252.90</b>	<b>8,857.09</b>	<b>7.32</b>	<b>98.05</b>
Akwa Ibom	4593.75	7865.00	8986.36	14.26	95.62
Bayelsa	4511.37	8916.67	9091.67	1.96	101.53
Cross River	4645.14	7935.71	9075.00	14.36	95.37
Delta	4454.90	8386.67	8593.33	2.46	92.90
Edo	4398.36	8190.59	8629.00	5.35	96.19
Rivers	4230.00	8222.78	8767.19	6.62	107.26
<b>SOUTH WEST</b>	<b>4,236.14</b>	<b>8,573.28</b>	<b>8,916.10</b>	<b>4.00</b>	<b>110.48</b>
Ekiti	4246.30	8682.14	9209.09	6.07	116.87
Lagos	4465.50	8278.13	8645.29	4.44	93.60
Ogun	4373.34	8766.67	8752.78	-0.16	100.14
Ondo	3977.66	8558.93	8705.36	1.71	118.86
Osun	4266.36	8222.92	9000.00	9.45	110.95
Oyo	4087.67	8930.88	9184.06	2.83	124.68
<b>NATIONAL</b>	<b>4288.95</b>	<b>8164.37</b>	<b>8726.30</b>	<b>6.88</b>	<b>103.46</b>

# CONTACT



## National Bureau of Statistics

Head Office

Plot 762 Independence Avenue,  
Central Business District, Garki  
Abuja.

## Sunday J. Ichedi

Information Desk

Head, Communication & Public  
Relations Department (C&PRD)  
Phone: +2348037051701  
sjichedi@nigerianstat.gov.ng

## Moses Mathew

Statistical Information Officer

Phone: +2347069071157  
matmoses@nigerianstat.gov.ng

## Nuhu Joseph Waney II

Chief of Protocol

Phone: +2348037020063  
jwnuhu@nigerianstat.gov.ng



@nbs\_nigeria



NBSNigeria



Nbs\_nigeria

