



**NATIONAL BUREAU OF STATISTICS**



# **ELECTRICITY REPORT**

**June, 2022**

**Contents**

PREFACE..... 2

EXECUTIVE SUMMARY ..... 3

ACRONYMS ..... 4

1. Customer Numbers ..... 5

2. Metered Customers ..... 6

3. Estimated Customers ..... 8

4. Electricity Billed/ Supply..... 9

5. Revenue Collection ..... 10

6. Infographics ..... 12

APPENDIX ..... 18

ACKNOWLEDGEMENT AND CONTACTS..... **Error! Bookmark not defined.**

## **PREFACE**

This publication presents statistics on electricity from 2015 to 2020. The report focuses on customer numbers, metered customers, estimated billing customers, and most importantly, electricity supply and revenue collected under the reviewed period.

Today, with the overwhelming global demand for energy and the emphasis positioned by the Sustainable Development Goal (7) on access to energy for all places the need for statistics on electricity as a form of energy. Thus, electricity statistics remain a very useful tool for socio-economic planning and development, particularly for a developing economy like Nigeria. These numbers will provide an insight and shape policymaking on improving energy, specifically the electricity supply in Nigeria.

We are grateful to the agency that made these figures available to us.

**Prince Adeyemi Adeniran**  
**Statistician-General of the Federation**  
**National Bureau of Statistics**  
**Abuja – Nigeria**  
**June 2022**

## **EXECUTIVE SUMMARY**

Customer numbers under the reviewed period (2015-2020) increased successively on a year-on-year basis, with the highest numbers recorded in Ibadan Electricity Distribution Company (IBEDC). Generally, it rose from 6.99 million in 2015 to 10.37 million in 2020.

Similarly, the number of metered customers increased consecutively on a year-on-year basis from 3.15 million in 2015 to 3.80 million in 2019 but declined to 3.51 million in 2020. In 2015, Benin Electricity Distribution Company (BEDC) recorded the highest number, while IBEDC stood top between 2016 and 2019. Abuja Electricity Distribution Company (AEDC) recorded the highest in 2020.

Estimated billing customer records also show a year-on-year positive growth rate consecutively from 3.85 million in 2015 to 6.86 million in 2020. In 2020, the customer numbers were highest in IBEDC with 1,282,136 and lowest in Eko Distribution Company (EKEDC) with 269,022.

Electricity supplied during the period moved from 20,337.40 Gigawatt hours (GWh) in 2015 to 22,042.28 GWh in 2020. Although the growth rates of electricity supply nationwide were negative in 2016 and 2020, there was an improvement in 2017, 2018, and 2019. A closer look at the performance of the distribution companies shows that Ikeja Electricity Distribution Company (IEDC) recorded the highest distribution in 2020 with 4,158.87 GWh, while Yola Electricity Distribution Company (YEDC) had the least with 557.00 GWh.

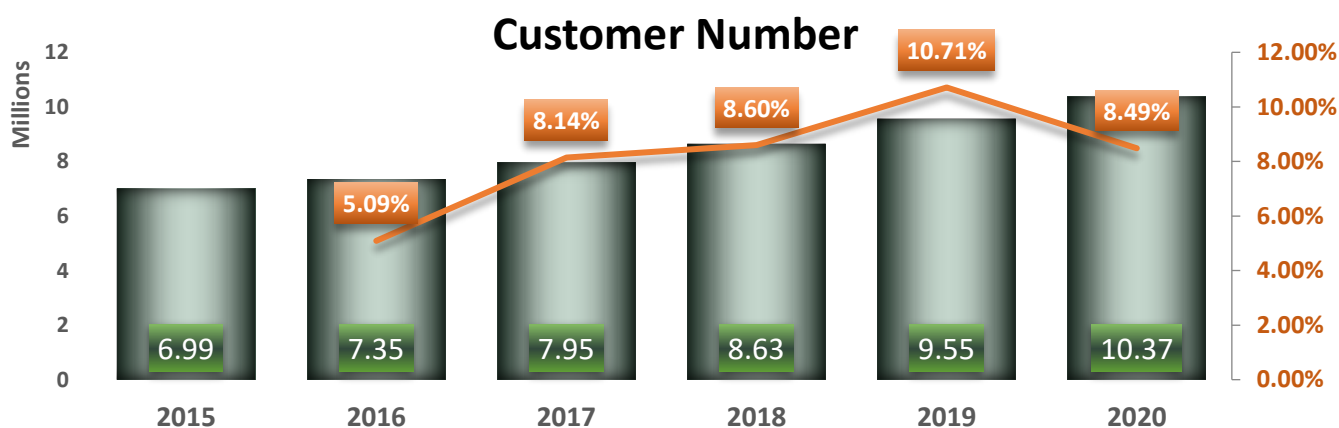
In terms of revenue generation by DisCos, the total collections stood at N278,892.01 million in 2015 and rose to N526,769.33 million in 2020. The disaggregated revenue collected across different DisCos in the country in 2020 shows that IEDC had the highest revenue collections with N102,100.09 million, followed by EKEDC with N81,387.10 million, while the least was recorded in YEDC with N10,641.00 million.

## **ACRONYMS**

AEDC	Abuja Electricity Distribution Company
BEDC	Benin Electricity Distribution Company
DISCOs	Distribution Companies
EEDC	Enugu Electricity Distribution Company
EKEDC	Eko Electricity Distribution Company
GWh	Gigawatt hours
IBEDC	Ibadan Electricity Distribution Company
IEDC	Ikeja Electricity Distribution Company
JEDC	Jos Electricity Distribution Company
KDEDCC	Kaduna Electricity Distribution Company
KEDC	Kano Electricity Distribution Company
PEDC	Portharcourt Electricity Distribution Company
YEDC	Yola Electricity Distribution Company

## 1. Customer Numbers

Generally, the Electricity Distribution Companies (DisCos) Customer numbers in Nigeria increased consecutively over the last six years as shown in Figure 1. In 2015, 6.99 million customers were recorded, and the figure rose to 7.35 million in the succeeding year. This increased further to 7.95 million customers in 2017, showing a growth rate of 8.14 per cent. While the trend continued, 2018 and 2019 recorded 8.63 million and 9.55 million customers respectively, accounting for an 8.60 per cent growth rate in 2018 and a 10.71 per cent growth rate in 2019. Subsequently, customer numbers in 2020 stood at 10.37 million, higher by 8.49 per cent relative to 2019.



**Figure 1.** Annual Additions of Metered and Unmetered Customers

Comparatively, disaggregation of the number of customers by the Distribution Company (DisCos) between 2015-2020 shows that Ibadan Distribution Company (IBEDC) had the highest customer numbers compared to other DisCos. Taking a closer look at the 2020 customers distribution, figure 2 shows that 1,953,171 customer numbers were reported in IBEDC, accounting for about 18.84 per cent of the total sum for the year. This was closely followed by Abuja Electricity Distribution Company (AEDC) and Enugu Electricity Distribution Company (EEDC) with 1,285,715 and 1,227,138 customer numbers, accounting for 12.40 per cent and 11.84 per cent respectively. In addition, Yola Electricity

Distribution Company (YEDC) recorded the least numbers with 428,621 representing 4.13 per cent of the total.

### NUMBER OF CUSTOMERS BY DISCOs AS AT DECEMBER 2020

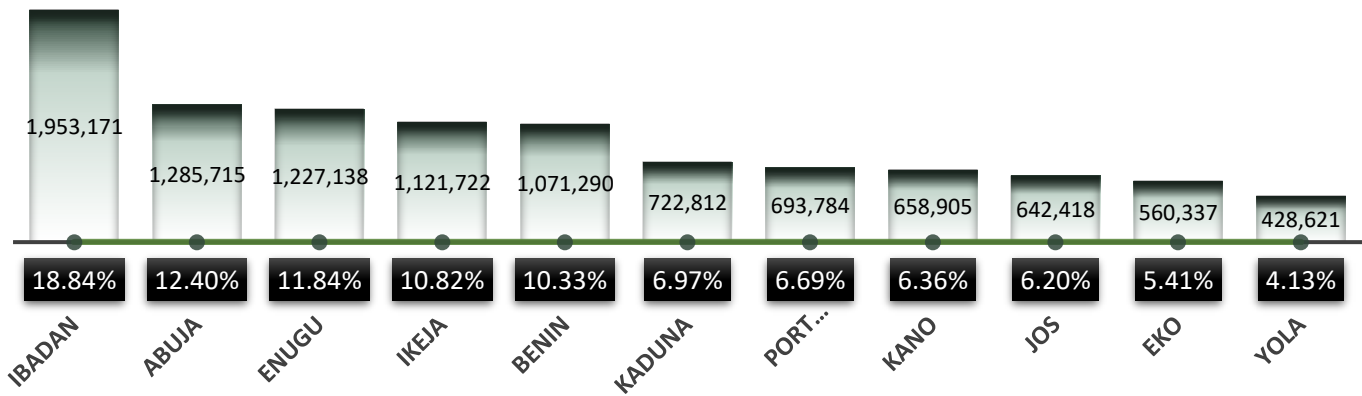
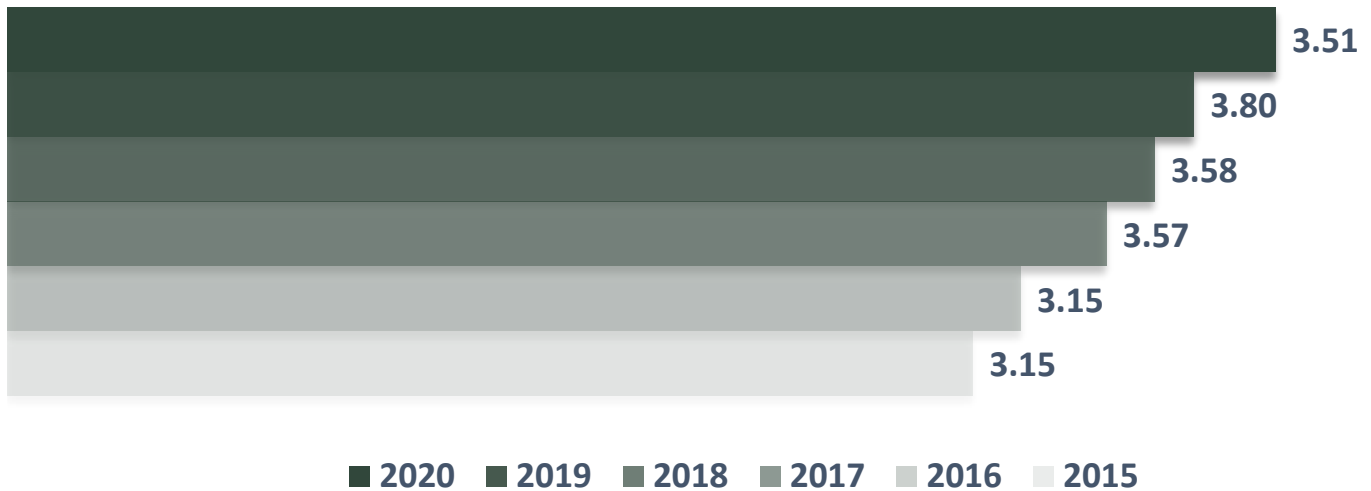


Figure 2. Customer Number in 2020 by DisCos

## 2. Metered Customers

The trajectory of metered customers has shown annual positive growth rates consecutively except in 2020. In 2015, metered customers were 3.15 million and rose slightly by 0.23 per cent in 2016. This also increased in 2017 and 2018 with 3.57 million and 3.58 million customers respectively. Metered customers in 2019 stood at 3.80 million, showing a 5.96 per cent growth rate, yet lower in 2020 when 3.51 million customers were metered. (see Figure 3)

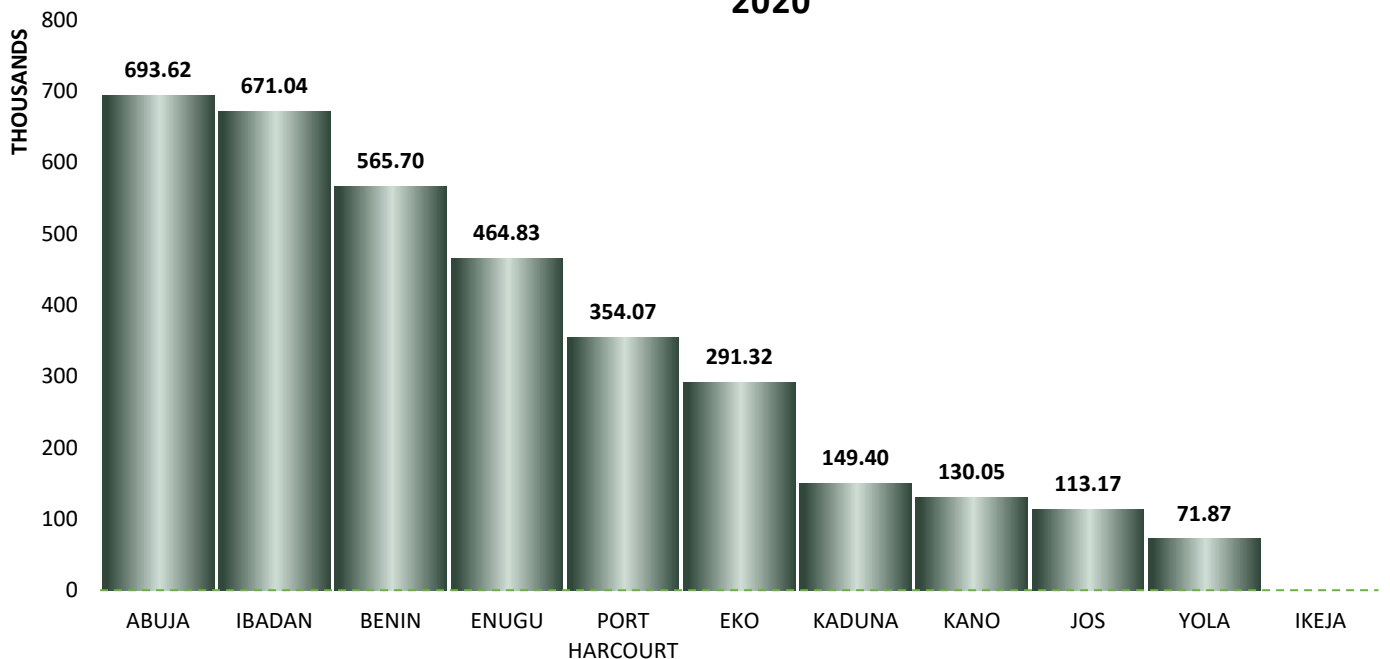
## METERED CUSTOMERS (MILLION)



**Figure 3:** Metered Customers by Years

In 2020, AEDC recorded the highest metered customers relative to other DisCos. This stood at 693,622, followed by IBEDC with 671,035, while YEDC recorded the least with 71,867. (see Figure 4).

## NUMBER OF CUSTOMERS METERED BY DISCOS AS AT DECEMBER 2020

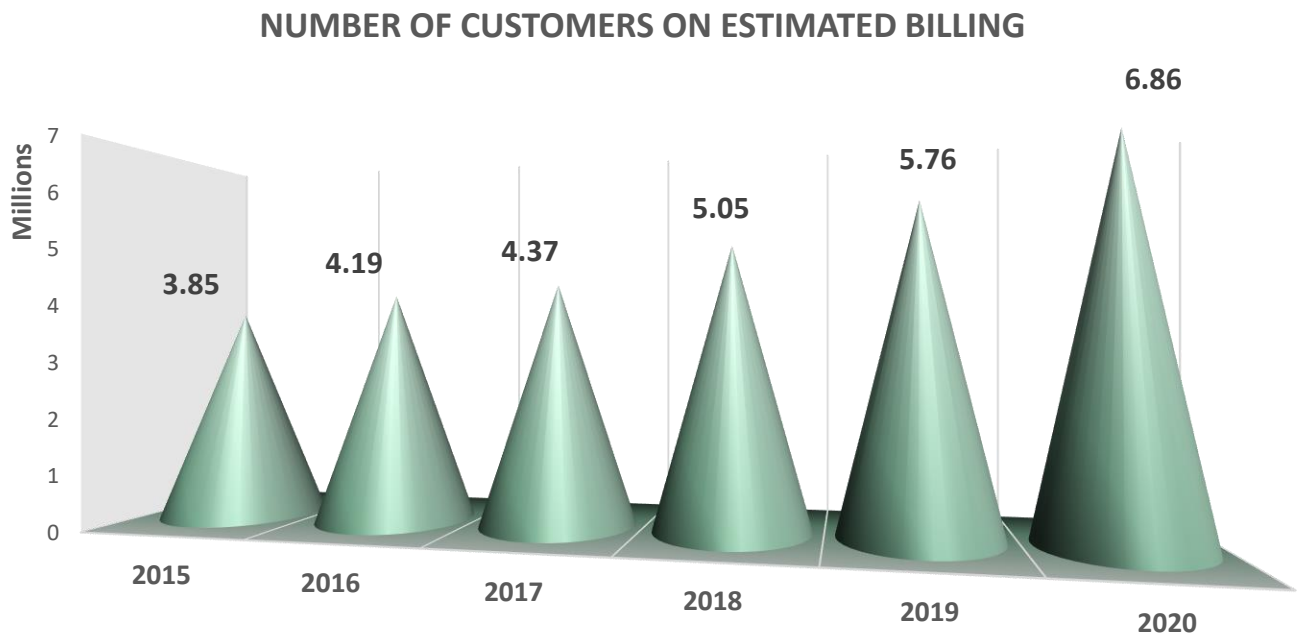


**Figure 4:** Metered Customers in 2020 by DisCos



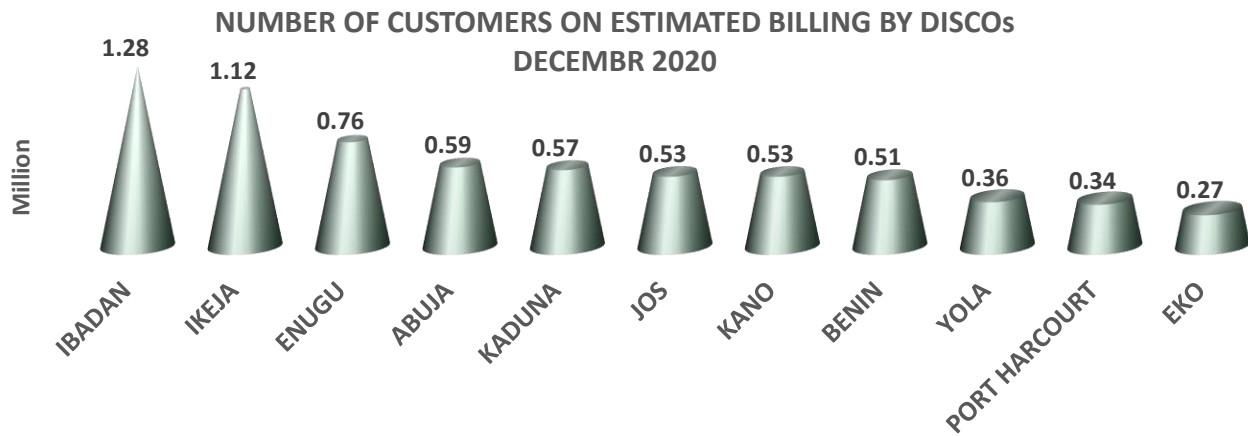
### 3. Estimated Customers

Estimated customer records, again show year-on-year positive growth rates consecutively. By definition, estimated customers do not own meters but are supplied electricity and billed. From figure 5, the number of estimated customers in 2015 was 3.85 million, and 4.19 million in 2016. In 2017, it rose by 4.28 per cent when 4.37 million customers were recorded. It further increased to 5.05 million in 2018 and grew by 14.08 per cent in 2019 when 5.76 million customers were recorded. Yet, this positive trend continued in 2020 with estimated customers of 6.86 million.



**Figure 5.** Customers on Estimated Billing by Years

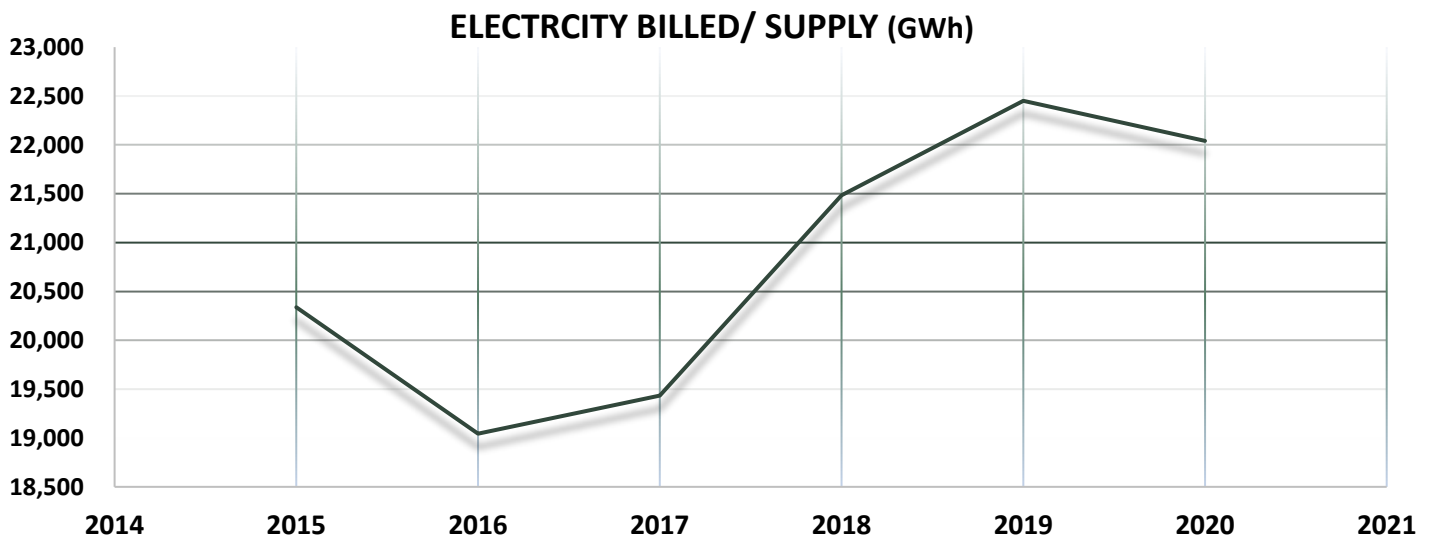
Estimated customers as at 2020 based on DisCos were highest in IBEDC with 1,282,136, followed by IEDC and EEDC with 1,121,722 and 762,311 respectively. However, EKEDC recorded the least with 269,022. (see Figure 6)



*Figure 6. Customers on Estimation in 2020 by DisCos*

#### **4. Electricity Billed/ Supply**

Electricity supplied to customers under the period of review shows an unstable trajectory. In 2015, 20,337.40 Gigawatt hours (GWh) were supplied across Nigeria. This fell by 6.36 per cent in 2016 when 19,044.30 GWh were supplied. Also, it rose in 2017 by 2.04 per cent with 19,432.39 GWh and further rose in 2018 by 10.55 per cent with 21,483.25 GWh. In total, electricity supplied in 2019 stood at 22,450.67 GWh but declined in 2020 by 1.82 per cent when 22,042.28 GWh were supplied. (see Figure 7).



*Figure 7: Electricity billed/ Supply by Years*

Figure 8 shows the electricity billed/ supplied by various DisCos across the country in 2020. IEDC recorded the highest electricity with 4,158.87 GWh, followed by EKEDC and IBEDC with 3,097.87 GWh and 2,841.08 GWh respectively. AEDC ranked fourth with 2,388.00 GWh, while YEDC recorded the least with 557.00 GWh.

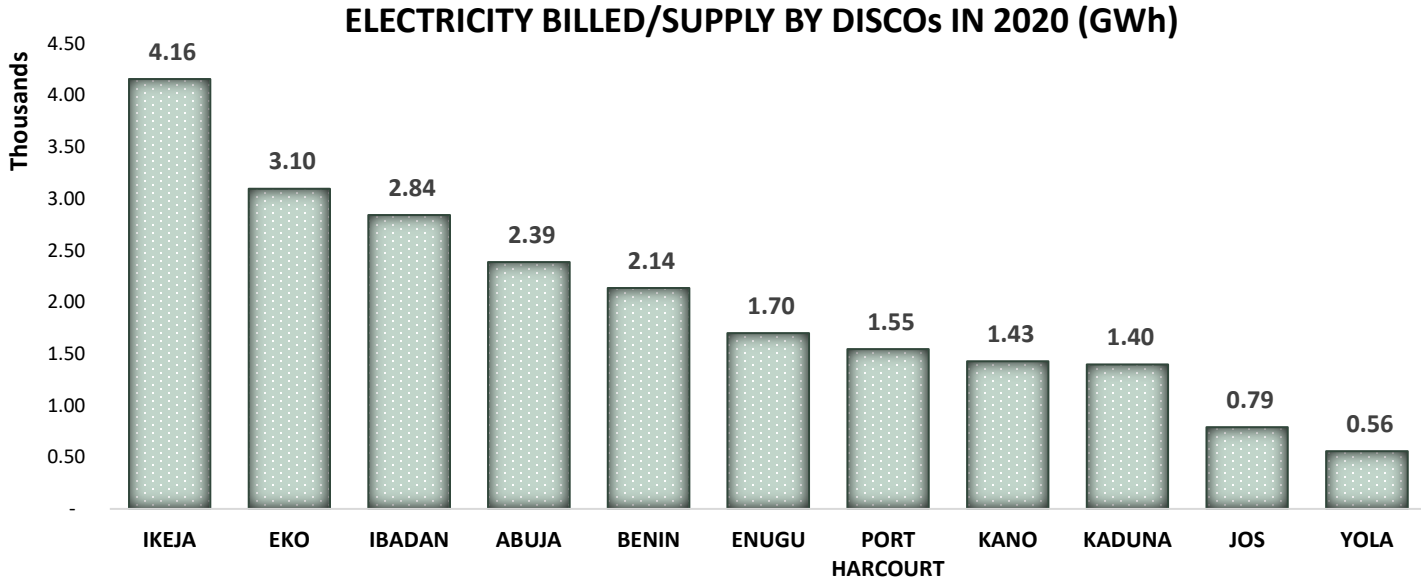
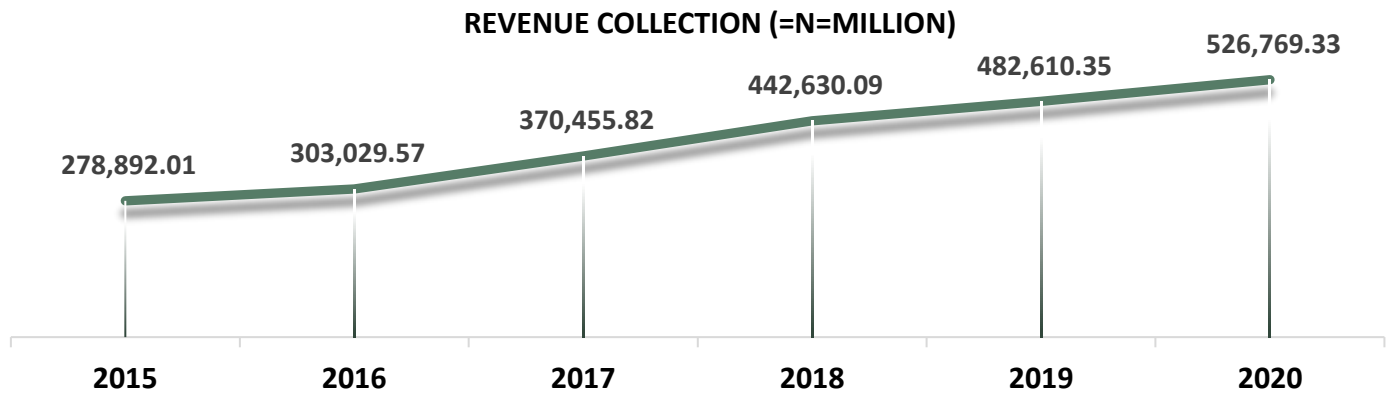


Figure 8: Electricity billed/ Supply in 2020 by DisCos

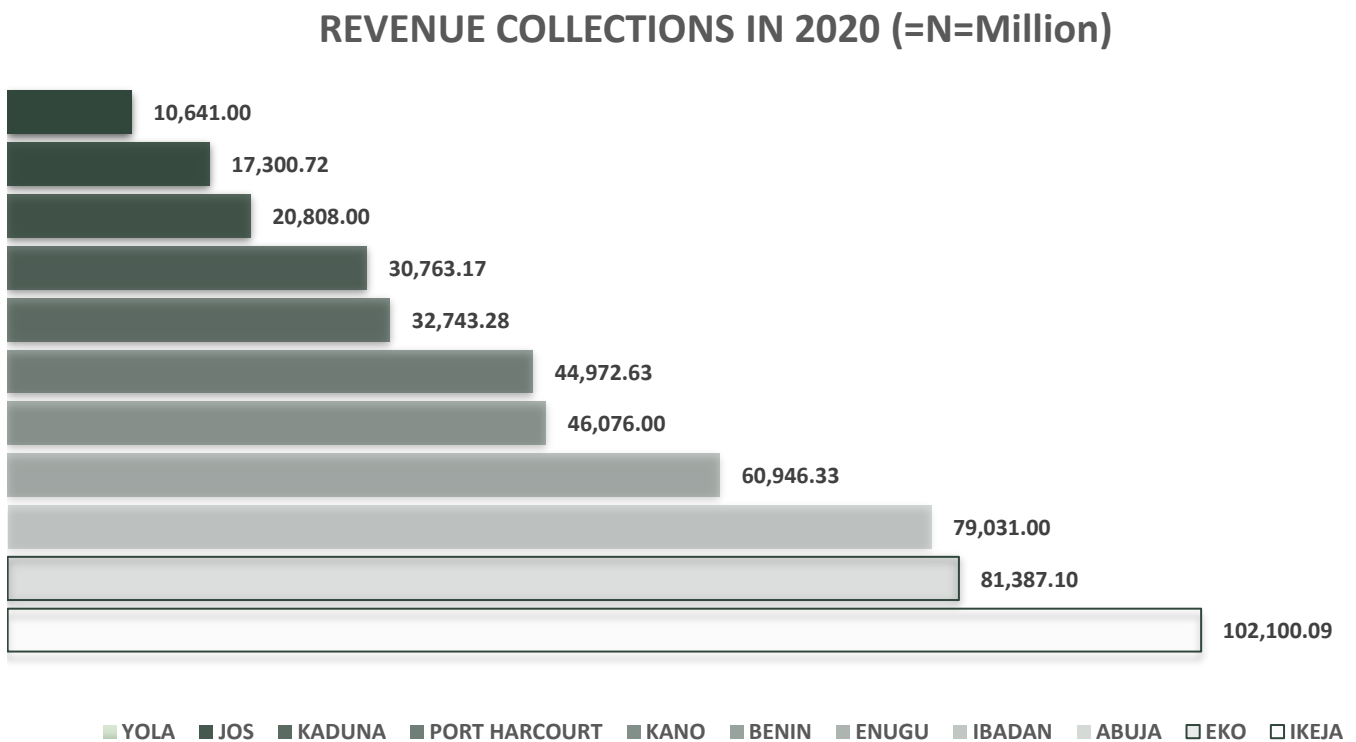
### 5. Revenue Collection

Revenue generation remains key to the day-to-day operations of businesses. Revenue generated by the DisCos in 2015 stood at N278,892.01 million and rose to N303,029.57 million in 2016, showing an 8.65 per cent growth rate. In 2017, revenue had increased by 22.25 per cent when N370,455.82 million was received. Furthermore, collections rose by 19.48 per cent in 2018, recording N442,630.09 million. In addition, this increased by 9.03 per cent in 2019 when N482,610.35 million was collected. In 2020, positive growth was recorded with 9.15 per cent when N526,769.33 million was collected compared to the previous year.



**Figure 9:** Revenue Collection by Years

Figure 10 shows revenue collections in 2020 across different DisCos in the country. The highest collection was by IEDC with N102,100.09 million, followed by EKEDC with N81,387.10 million. The least collection was recorded in YEDC with N10,641.00 million.



**Figure 10:** Revenue Collection in 2020 by DisCos

2015

ELECTRICITY  
SUPPLY

GWh



20,337.40

6. Infographics

CUSTOMER  
NUMBER

MILLION



6.99

CUSTOMER  
ON ESTIMATED

MILLION



3.85

METERED  
CUSTOMER

MILLION



3.15

REVENUE  
COLLECTED

MILLION



278,892.01

2016

ELECTRICITY  
SUPPLY

GWh



19,044.30

CUSTOMER  
NUMBER

MILLION



7.35

CUSTOMER  
ON ESTIMATED

MILLION



4.19

METERED  
CUSTOMER

MILLION



3.15

REVENUE  
COLLECTED

MILLION



303,029.57



2017

ELECTRICITY  
SUPPLY

GWh



19,432.39

CUSTOMER  
NUMBER

MILLION



7.95

CUSTOMER  
ON ESTIMATED

MILLION



4.37

METERED  
CUSTOMER

MILLION



3.57

REVENUE  
COLLECTED

MILLION



370,455.82

2018

ELECTRICITY  
SUPPLY

GWh



21,483.25

CUSTOMER  
NUMBER

MILLION



8.63

CUSTOMER  
ON ESTIMATED

MILLION



5.05

METERED  
CUSTOMER

MILLION



3.58

REVENUE  
COLLECTED

MILLION



442,630.09



2019

ELECTRICITY  
SUPPLY

GWh



22,450.67

CUSTOMER  
NUMBER

MILLION



9.55

CUSTOMER  
ON ESTIMATED

MILLION



5.76

METERED  
CUSTOMER

MILLION



3.80

REVENUE  
COLLECTED

MILLION



482,610.35

2020

ELECTRICITY  
SUPPLY

GWh



CUSTOMER  
NUMBER

MILLION



CUSTOMER  
ON ESTIMATED

MILLION



METERED  
CUSTOMER

MILLION



REVENUE  
COLLECTED

MILLION



# APPENDIX

## Appendix 1: Total Customers Number

**2015**

	Jan 15	Feb 15	Mar 15	Apr 15	May 15	Jun 15	Jul 15	Aug 15	Sep 15	Oct 15	Nov 15	Dec 15
ABUJA	742,602	746,123	773,412	768,639	774,408	775,012	818,216	826,023	816,451	825,795	828,248	834,670
BENIN	818,855	812,302	811,473	810,153	804,942	765,832	759,229	879,247	893,091	896,423	879,058	879,058
EKO	383,701	386,861	388,889	389,333	394,270	398,905	402,975	401,671	407,274	412,303	408,836	409,079
ENUGU	704,288	713,035	717,345	710,539	712,047	703,501	710,104	717,795	729,116	733,569	739,361	748,813
IBADAN	1,428,361	1,438,603	1,447,489	1,464,051	1,478,431	1,513,080	1,523,016	1,531,902	1,553,254	1,573,172	1,582,844	1,603,443
IKEJA	689,302	685,765	693,871	696,534	698,725	706,695	716,725	719,084	729,350	734,823	749,800	755,330
JOS	309,290	432,888	291,214	285,841	278,753	304,653	311,125	331,677	332,048	345,562	345,905	348,014
KADUNA	373,753	526,877	398,574	400,456	401,815	393,331	395,186	403,148	403,695	405,951	407,252	412,631
KANO	297,673	304,065	364,361	369,165	375,375	375,512	375,516	370,822	378,806	400,021	411,591	377,427
PORT HARCOURT	331,683	337,844	342,041	346,663	349,507	355,921	355,571	358,280	360,241	368,311	367,285	375,535
YOLA	171,984	242,123	201,156	229,916	207,450	230,933	225,029	238,956	183,396	244,288	245,895	248,879

**2016**

	Jan 16	Feb 16	Mar 16	Apr 16	May 16	Jun 16	Jul 16	Aug 16	Sep 16	Oct 16	Nov 16	Dec 16
ABUJA	838,448	844,547	852,989	859,516	865,887	872,785	876,820	862,930	869,325	880,009	884,652	886,641
BENIN	889,273	887,227	918,797	677,924	640,349	747,960	719,586	738,917	745,146	751,674	761,803	768,611
EKO	411,364	411,333	416,388	420,808	422,653	427,015	426,125	446,220	448,872	434,743	437,784	440,123
ENUGU	751,543	764,111	770,024	771,379	774,652	787,627	792,255	796,663	798,274	809,249	810,906	809,349
IBADAN	1,343,412	1,352,357	1,360,910	1,368,410	1,375,811	1,383,162	1,387,371	1,395,330	1,395,561	1,414,585	1,475,147	1,474,364
IKEJA	766,270	777,221	789,726	792,654	973,481	978,676	983,811	1,146,209	1,157,907	1,166,619	1,172,465	846,178
JOS	355,296	372,792	381,826	387,260	391,188	397,507	404,760	411,373	415,841	420,530	423,286	426,042
KADUNA	417,719	419,361	421,533	427,110	427,880	427,880	432,512	432,589	434,948	434,998	437,996	438,601
KANO	389,841	441,560	441,666	443,609	438,245	435,765	425,129	446,044	447,712	456,854	467,500	473,219
PORT HARCOURT	379,734	385,948	385,564	380,415	421,254	440,694	459,403	462,603	510,481	508,335	512,361	488,712
YOLA	264,033	287,381	270,289	271,362	276,087	279,457	280,182	286,939	285,337	288,822	292,760	296,939

## 2017

	Jan 17	Feb 17	Mar 17	Apr 17	May 17	Jun 17	Jul 17	Aug 17	Sep 17	Oct 17	Nov 17	Dec 17
ABUJA	894,755	899,395	913,507	918,923	930,398	930,004	934,587	927,577	928,393	940,264	954,976	966,192
BENIN	774,603	779,298	789,287	792,124	802,198	809,937	816,613	825,660	831,943	841,940	848,684	853,587
EKO	442,290	444,937	447,748	448,038	449,932	452,251	454,214	456,811	461,183	466,068	467,769	471,013
ENUGU	810,010	825,295	834,908	801,841	818,925	825,050	827,722	826,886	837,559	840,525	842,713	840,208
IBADAN	1,486,694	1,500,958	1,512,764	1,527,872	1,536,075	1,546,170	1,554,359	1,565,017	1,581,767	1,591,959	1,603,790	1,613,635
IKEJA	846,928	855,106	863,408	869,365	878,225	885,721	893,490	899,957	906,480	913,374	921,781	927,672
JOS	433,006	439,969	446,994	454,019	461,044	466,044	469,721	472,266	472,266	475,263	475,511	478,698
KADUNA	438,601	448,307	462,923	471,911	472,721	472,827	436,199	438,425	466,122	500,456	500,476	500,476
KANO	479,659	480,257	492,783	495,623	500,369	503,915	502,003	499,035	487,898	480,473	491,108	506,638
PORT HARCOURT	489,171	486,934	476,893	446,344	432,471	429,576	433,236	442,089	440,542	441,283	439,487	453,818
YOLA	301,286	306,878	309,645	314,081	316,831	319,217	323,499	326,361	328,920	330,711	333,027	335,184

## 2018

	Jan 18	Feb 18	Mar 18	Apr 18	May 18	Jun 18	Jul 18	Aug 18	Sep 18	Oct 18	Nov 18	Dec 18
ABUJA	974,220	988,668	1,009,432	1,028,193	965,175	966,130	967,667	967,460	471,366	977,707	978,067	983,496
BENIN	859,132	863,019	868,651	874,942	881,226	888,607	895,007	902,432	907,236	912,113	916,627	920,190
EKO	473,348	478,758	482,126	484,790	487,570	490,803	493,639	494,944	495,645	495,437	495,161	494,888
ENUGU	864,354	855,237	832,819	797,765	785,227	1,035,843	1,037,343	956,448	958,265	972,555	985,150	982,155
IBADAN	1,626,429	1,643,418	1,656,433	1,674,094	1,688,989	1,704,685	1,718,572	1,730,048	1,741,662	1,755,773	1,769,092	1,779,751
IKEJA	932,937	937,646	943,216	949,280	955,202	960,205	965,333	970,824	977,078	982,866	988,686	998,673
JOS	482,516	485,762	488,817	491,872	497,203	502,534	505,250	507,966	510,850	513,745	517,165	520,585
KADUNA	507,790	525,723	525,723	529,442	541,740	541,740	541,740	541,740	517,230	589,810	589,810	589,810
KANO	522,016	522,224	527,673	527,497	520,453	506,714	487,807	482,005	485,483	481,871	486,796	495,522
PORT HARCOURT	501,604	512,957	511,430	512,184	522,604	533,950	529,808	515,274	570,352	505,830	507,655	506,488
YOLA	336,925	339,178	341,785	343,900	346,171	347,948	349,414	350,076	354,264	354,949	356,554	358,982

## 2019

	Jan 19	Feb 19	Mar 19	Apr 19	May 19	Jun 19	Jul 19	Aug 19	Sep 19	Oct 19	Nov 19	Dec 19
ABUJA	976,095	892,104	904,246	917,234	923,525	927,549	940,481	1,092,358	1,101,841	1,111,851	1,123,662	1,132,461
BENIN	970,000	981,966	982,368	986,972	994,804	1,000,416	1,001,821	1,005,313	1,011,532	1,011,630	1,014,820	1,020,508
EKO	497,556	497,576	499,970	501,227	501,489	501,028	504,225	506,562	509,241	511,255	515,197	518,192
ENUGU	986,183	953,990	1,040,358	1,002,328	1,060,049	1,067,548	1,075,626	1,036,655	1,050,163	1,007,957	943,933	1,080,290
IBADAN	1,799,919	1,889,645	1,941,964	1,983,915	2,012,903	2,040,620	2,061,374	2,090,781	2,098,129	2,116,192	2,131,624	2,136,857
IKEJA	1,010,164	1,024,184	1,038,942	1,041,482	988,629	987,232	996,769	1,001,120	1,006,133	1,007,845	1,017,750	1,020,486
JOS	523,984	527,642	500,941	499,635	503,814	510,221	512,108	515,350	517,469	519,064	521,173	524,455
KADUNA	592,296	592,296	592,296	598,150	603,231	604,912	609,757	617,610	628,297	672,111	675,350	675,905
KANO	497,423	505,044	502,607	513,296	552,289	552,919	495,054	502,957	514,264	512,675	512,854	517,134
PORT HARCOURT	499,189	495,560	501,078	541,312	521,253	506,826	511,668	531,341	526,472	553,144	551,408	546,513
YOLA	361,657	364,004	364,341	368,005	369,809	371,615	376,751	374,411	377,874	378,843	380,061	382,165

## 2020

	Jan 20	Feb 20	Mar 20	Apr 20	May 20	Jun 20	Jul 20	Aug 20	Sep 20	Oct 20	Nov 20	Dec 20
ABUJA	1,144,281	1,153,698	1,166,793	1,179,140	1,190,009	1,210,221	1,227,622	1,233,941	1,241,429	1,251,264	1,267,259	1,285,715
BENIN	1,023,582	1,026,761	1,032,272	1,033,717	1,033,962	1,037,919	1,041,551	1,045,713	1,055,706	1,056,318	1,065,343	1,071,290
EKO	519,330	523,694	529,749	532,572	535,136	534,230	540,039	541,560	549,301	554,907	555,984	560,337
ENUGU	1,101,664	1,111,465	1,111,510	1,137,277	1,161,923	1,183,689	1,199,081	1,209,287	1,221,794	1,221,812	1,221,992	1,227,138
IBADAN	2,148,497	2,163,749	2,183,630	2,201,984	2,207,809	2,220,291	1,880,261	1,888,462	1,903,175	1,924,801	1,939,970	1,953,171
IKEJA	1,025,452	1,036,577	1,039,947	1,037,992	1,043,735	1,048,818	1,053,038	1,064,049	1,076,673	1,083,681	1,107,619	1,121,722
JOS	526,679	530,097	574,500	560,532	560,339	553,214	598,985	598,789	604,893	633,394	637,155	642,418
KADUNA	679,166	682,177	686,533	728,679	728,679	694,928	697,689	701,642	714,084	714,132	714,180	722,812
KANO	524,155	528,448	614,170	660,166	662,989	668,399	668,422	672,059	662,312	662,499	661,458	658,905
PORT HARCOURT	548,333	551,354	556,837	695,696	693,681	695,132	693,047	686,107	682,602	684,589	687,623	693,784
YOLA	383,919	387,736	390,891	396,676	399,485	402,233	406,572	411,568	420,342	424,468	426,198	428,621

## Appendix 2: Number of Metered Customers

### 2015

	Jan 15	Feb 15	Mar 15	Apr 15	May 15	Jun 15	Jul 15	Aug 15	Sep 15	Oct 15	Nov 15	Dec 15
ABUJA	357,045	353,964	379,429	383,304	390,935	391,539	379,999	384,542	386,195	375,489	375,693	378,248
BENIN	561,174	556,632	569,564	572,185	571,419	541,820	550,449	558,462	557,307	558,080	527,311	566,295
EKO	206,450	205,234	205,234	207,129	220,014	228,116	229,916	229,825	231,589	232,584	232,909	231,862
ENUGU	383,022	383,028	383,032	383,055	383,059	383,068	383,074	383,090	383,095	383,271	383,279	383,334
IBADAN	463,131	464,968	468,314	480,840	488,205	497,343	503,527	512,006	518,219	524,886	530,442	537,955
IKEJA	235,353	233,188	241,385	376,385	367,729	368,200	373,446	368,552	367,375	360,888	356,759	362,120
JOS	110,774	110,774	110,774		112,840	111,831	111,831	111,884	111,898	111,904	111,938	111,991
KADUNA	142,939	163,832	165,164	166,661	173,529	207,013	201,384	214,535	204,018	218,833	229,045	213,951
KANO	109,672	102,422	102,605	102,686	102,733	102,770	106,626	106,631	106,638	127,955	146,976	136,366
PORT HARCOURT	149,426	149,447	153,380	153,380	147,384	150,194	165,151	178,119	174,439	174,794	174,800	179,500
YOLA	35,674	38,616	50,167	52,881	28,413	50,203	41,873	46,599	35	44,443	32,066	45,811

### 2016

	Jan 16	Feb 16	Mar 16	Apr 16	May 16	Jun 16	Jul 16	Aug 16	Sep 16	Oct 16	Nov 16	Dec 16
ABUJA	381,592	383,053	386,284	345,906	350,255	355,154	359,969	365,773	370,880	375,045	377,737	378,416
BENIN	541,122	520,236	669,877	499,818	418,106	425,468	431,219	436,436	440,788	445,508	452,214	458,380
EKO	232,256	233,361	235,221	238,657	240,227	239,097	240,448	242,000	236,202	234,927	235,477	236,470
ENUGU	383,399	383,450	383,558	383,566	383,573	383,576	383,581	383,740	384,241	384,739	385,434	385,477
IBADAN	544,639	552,067	560,620	567,333	574,511	581,138	586,812	590,527	594,293	597,360	600,237	601,693
IKEJA	368,179	376,910	382,923	382,662	411,768	412,387	337,328	301,086	464,589	464,202	463,140	317,175
JOS	112,187	112,583	112,583	114,658	116,154	118,889	119,045	119,897	120,511	121,105	121,105	124,105
KADUNA	219,800	206,687	211,769	208,753	204,661	209,478	210,199	212,995	213,796	222,010	265,085	285,464
KANO	82,258	101,697	104,002	103,296	103,133	101,826	102,555	103,509	95,576	105,351	106,315	107,696
PORT HARCOURT	181,357	195,177	193,116	196,390	157,584	184,605	188,015	192,685	192,075	192,128	187,403	196,320
YOLA	58,983	58,917	59,670	56,079	61,636	62,301	62,704	62,817	62,784	63,130	63,379	63,498

## 2017

	Jan 17	Feb 17	Mar 17	Apr 17	May 17	Jun 17	Jul 17	Aug 17	Sep 17	Oct 17	Nov 17	Dec 17
ABUJA	380,118	380,661	386,588	388,194	394,328	397,307	407,741	417,663	397,966	405,929	446,062	462,048
BENIN	467,599	474,330	476,558	476,743	476,826	476,952	477,255	477,297	477,539	478,028	478,278	478,318
EKO	237,107	238,201	234,972	235,174	236,601	236,983	235,858	235,323	232,515	232,886	233,202	232,852
ENUGU	385,767	386,795	387,928	388,029	388,589	389,484	390,354	390,857	391,671	392,650	393,587	394,497
IBADAN	604,273	605,643	608,671	613,294	616,294	619,163	622,168	647,246	662,348	670,351	672,941	676,560
IKEJA	436,023	446,222	446,616	446,113	446,584	447,019	447,426	448,454	449,684	450,770	452,248	453,382
JOS	125,051	125,854	126,703	126,703	126,703	126,703	126,703	126,778	126,778	126,778	126,778	141,772
KADUNA	285,464	265,966	271,428	277,100	277,937	277,949	279,579	291,273	291,572	291,572	291,592	291,592
KANO	109,592	109,414	114,041	110,801	116,996	119,147	118,715	125,264	125,521	127,263	129,989	133,315
PORT HARCOURT	195,037	195,595	196,465	178,836	195,349	195,243	195,317	204,727	214,191	221,564	232,182	239,871
YOLA	68,480	68,496	68,530	68,530	68,581	68,636	68,711	68,836	68,928	69,122	69,303	69,450

## 2018

	Jan 18	Feb 18	Mar 18	Apr 18	May 18	Jun 18	Jul 18	Aug 18	Sep 18	Oct 18	Nov 18	Dec 18
ABUJA	473,457	489,684	506,548	528,789	467,997	469,297	469,968	470,097		468,180	467,791	482,508
BENIN	478,341	478,405	478,426	478,457	478,480	478,640	547,992	548,319	548,571	549,142	549,667	549,789
EKO	234,499	231,957	233,093	234,121	235,038	236,179	237,544	238,099	239,044	239,747	239,643	240,699
ENUGU	395,977	398,982	403,212	408,268	414,620	319,544	329,604	339,319	349,479	362,620	376,393	387,758
IBADAN	678,206	679,984	682,581	686,175	688,706	689,556	644,999	643,971	640,007	642,448	642,718	644,322
IKEJA	453,957	454,204	454,136	454,367	455,186	455,854	456,722	457,193	458,316	459,185	460,801	466,746
JOS	143,028	143,417	143,732		155,932	156,380	157,863	158,426	158,826	158,934	159,133	160,670
KADUNA	291,602	291,617	291,617	29,817	291,817	291,817	291,817	291,817	139,329	139,680	139,680	139,895
KANO	136,402	135,827	138,374	140,549	131,166	137,524	136,327	136,045	135,994	141,114	137,235	135,491
PORT HARCOURT	248,798	263,050	271,696	276,868	288,375	297,557	298,445	300,503	301,380	303,684	304,520	304,737
YOLA	69,631	69,796	70,027	70,164	70,265	70,314	70,404	74,500	70,560	70,631	70,687	70,782



## 2019

	Jan 19	Feb 19	Mar 19	Apr 19	May 19	Jun 19	Jul 19	Aug 19	Sep 19	Oct 19	Nov 19	Dec 19
ABUJA	468,233	468,780	456,479	469,317	476,061	485,064	499,744	515,185	531,258	545,196	560,989	573,134
BENIN	556,469	557,016	557,418	557,498	558,564	558,249	555,032	554,469	553,860	553,957	554,124	554,346
EKO	242,647	243,288	245,157	246,364	246,778	248,141	250,478	251,934	253,868	256,226	259,429	262,344
ENUGU	391,600	370,969	376,099	380,564	384,851	389,372	392,587	392,828	395,824	399,120	405,241	409,638
IBADAN	644,020	647,294	648,808	641,301	646,901	647,350	649,190	651,254	653,116	653,656	654,293	656,516
IKEJA	473,394	481,731	490,484	493,388	502,757	481,505	489,566	491,934	494,388	497,328	509,318	515,311
JOS	163,178	164,666	165,425	165,619	165,729	165,812	165,868	165,977	165,992	166,017	166,017	166,017
KADUNA	139,895	139,895	139,895	140,097	140,097	140,097	140,097	140,097	140,097	140,097	140,097	140,097
KANO	135,984	140,273	136,076	137,041	135,716	137,614	136,741	135,661	135,650	134,522	134,491	134,075
PORT HARCOURT	305,049	305,235	305,285	305,300	305,300	305,354	305,354	305,354	305,354	307,138	312,190	314,136
YOLA	70,823	70,919	70,975	71,067	71,116	71,140	71,179	71,201	71,242	71,282	71,286	71,326

## 2020

	Jan 20	Feb 20	Mar 20	Apr 20	May 20	Jun 20	Jul 20	Aug 20	Sep 20	Oct 20	Nov 20	Dec 20
ABUJA	583,619	592,395	598,450	600,962	605,394	613,088	622,612	634,258	645,816	657,571	674,317	693,622
BENIN	554,519	555,831	556,349	556,963	557,208	557,942	560,051	560,642	562,147	562,759	563,995	565,697
EKO	262,788	266,193	269,806	271,125	272,911	274,642	274,482	275,220	279,788	283,046	286,659	291,315
ENUGU	413,248	419,942	426,197	430,403	434,691	438,891	441,702	446,047	450,531	454,254	460,772	464,827
IBADAN	659,920	665,661	669,158	672,611	674,106	676,128	677,541	675,077	674,692	676,045	671,633	671,035
IKEJA	522,874	531,137	539,611	543,916	550,948	557,953	566,548	580,201	594,577	606,820	632,992	
JOS	166,084	166,229	166,526	166,810	166,910	167,517	117,920	113,081	109,467	110,128	110,427	113,171
KADUNA	140,097	140,451	141,131	180,048	180,480	142,253	142,618	142,762	147,715	147,764	147,813	149,404
KANO	133,081	133,620	133,673	132,854	130,629	131,774	129,485	128,825	129,864	127,685	129,911	130,047
PORT HARCOURT	317,047	320,842	324,627	325,611	327,016	327,584	329,038	331,346	334,765	339,920	343,596	354,066
YOLA	71,383	71,469	71,532	71,586	71,594	71,616	71,618	71,651	71,726	71,740	71,767	71,867



## Appendix 3: Number of Estimated Billing Customers

### 2015

	Jan 15	Feb 15	Mar 15	Apr 15	May 15	Jun 15	Jul 15	Aug 15	Sep 15	Oct 15	Nov 15	Dec 15
ABUJA	385,557	392,159	393,983	385,335	383,473	383,473	438,217	441,481	430,256	450,306	452,555	456,422
BENIN	257,681	255,670	241,909	237,968	233,523	224,012	208,780	320,785	335,784	338,343	351,747	312,763
EKO	177,251	181,627	183,655	182,204	174,256	170,789	173,059	171,846	175,685	179,719	175,927	177,217
ENUGU	321,266	330,007	334,313	327,484	328,988	320,433	327,030	334,705	346,021	350,298	356,082	365,479
IBADAN	965,230	973,635	979,175	983,211	990,226	1,015,737	1,019,489	1,019,896	1,035,035	1,048,286	1,052,402	1,065,488
IKEJA	453,949	452,577	452,486	320,149	330,996	338,495	343,279	350,532	361,975	373,935	393,041	393,210
JOS	198,516	322,114	180,440	285,841	165,913	192,822	199,294	219,793	220,150	233,658	233,967	236,023
KADUNA	230,814	363,045	233,410	233,795	228,286	186,318	193,802	188,613	199,677	187,118	178,207	198,680
KANO	188,001	201,643	261,756	266,479	272,642	272,742	268,890	264,191	272,168	272,066	264,615	241,061
PORT HARCOURT	182,257	188,397	188,661	193,283	202,123	205,727	190,420	180,161	185,802	193,517	192,485	196,035
YOLA	136,310	203,507	150,989	177,035	179,037	180,730	183,156	192,357	183,361	199,845	213,829	203,068

### 2016

	Jan 16	Feb 16	Mar 16	Apr 16	May 16	Jun 16	Jul 16	Aug 16	Sep 16	Oct 16	Nov 16	Dec 16
ABUJA	456,856	461,494	466,705	513,610	515,632	517,631	516,851	497,157	498,445	504,964	506,915	508,225
BENIN	348,151	366,991	248,920	178,106	222,243	322,492	288,367	302,481	304,358	306,166	309,589	310,231
EKO	179,108	177,972	181,167	182,151	182,426	187,918	185,677	204,220	212,670	199,816	202,307	203,653
ENUGU	368,144	380,661	386,466	387,813	391,079	404,051	408,674	412,923	414,033	424,510	425,472	423,872
IBADAN	798,773	800,290	800,290	801,077	801,300	802,024	800,559	804,803	801,268	817,225	874,910	872,671
IKEJA	398,091	400,311	406,803	409,992	561,713	566,289	646,483	845,123	693,318	702,417	709,325	529,003
JOS	243,109	260,209	269,243	272,602	275,034	278,618	285,715	291,476	295,330	299,425	302,181	301,937
KADUNA	197,919	212,674	209,764	218,357	223,219	218,402	222,313	219,594	221,152	212,988	172,911	153,137
KANO	307,583	339,863	337,664	340,313	335,112	333,939	322,574	342,535	352,136	351,503	361,185	365,523
PORT HARCOURT	198,377	190,771	192,448	184,025	263,670	256,089	271,388	269,918	318,406	316,207	324,958	292,392
YOLA	205,050	228,464	210,619	215,283	214,451	217,156	217,478	224,122	222,553	225,692	229,381	233,441

## 2017

	Jan 17	Feb 17	Mar 17	Apr 17	May 17	Jun 17	Jul 17	Aug 17	Sep 17	Oct 17	Nov 17	Dec 17
ABUJA	514,637	518,734	526,919	530,729	536,070	532,697	526,846	509,914	530,427	534,335	508,914	504,144
BENIN	307,004	304,968	312,729	315,381	325,372	332,985	339,358	348,363	354,404	363,912	370,406	375,269
EKO	205,183	206,736	212,776	212,864	213,331	215,268	218,356	221,488	228,668	233,182	234,567	238,161
ENUGU	424,243	438,500	446,980	413,812	430,336	435,566	437,368	436,029	445,888	447,875	449,126	445,711
IBADAN	882,421	895,315	904,093	914,578	919,781	927,007	932,191	917,771	919,419	921,608	930,849	937,075
IKEJA	410,905	408,884	416,792	423,252	431,641	438,702	446,064	451,503	456,796	462,604	469,533	474,290
JOS	307,955	314,115	320,291	327,316	334,341	339,341	343,018	345,488	345,488	348,485	348,733	336,926
KADUNA	153,137	182,341	191,495	194,811	194,784	194,878	156,620	147,152	174,550	208,884	208,884	208,884
KANO	370,067	370,843	378,742	384,822	383,373	384,768	383,288	373,771	362,377	353,210	361,119	373,323
PORT HARCOURT	294,134	291,339	280,428	267,508	237,122	234,333	237,919	237,362	226,351	219,719	207,305	213,947
YOLA	232,806	238,382	241,115	245,551	248,250	250,581	254,788	257,525	259,992	261,589	263,724	265,734

## 2018

	Jan 18	Feb 18	Mar 18	Apr 18	May 18	Jun 18	Jul 18	Aug 18	Sep 18	Oct 18	Nov 18	Dec 18
ABUJA	500,763	498,984	502,884	499,404	497,178	496,833	497,699	497,363	471,366	509,527	510,276	500,988
BENIN	380,791	384,614	390,225	396,485	402,746	409,967	347,015	354,113	358,665	362,971	366,960	370,401
EKO	238,849	246,801	249,033	250,669	252,532	254,624	256,095	256,845	256,601	255,690	255,518	254,189
ENUGU	468,377	456,255	429,607	389,497	370,607	716,299	707,739	617,129	608,786	609,935	608,757	594,397
IBADAN	948,223	963,434	973,852	987,919	1,000,283	1,015,129	1,073,573	1,086,077	1,101,655	1,113,325	1,126,374	1,135,429
IKEJA	478,980	483,442	489,080	494,913	500,016	504,351	508,611	513,631	518,762	523,681	527,885	531,927
JOS	339,488	342,345	345,085	491,872	341,271	346,154	347,387	349,540	352,024	354,811	358,032	359,915
KADUNA	216,188	234,106	234,106	499,625	249,923	249,923	249,923	249,923	377,901	450,130	450,130	449,915
KANO	385,614	386,397	389,299	386,948	389,287	369,190	351,480	345,960	349,489	340,757	349,561	360,031
PORT HARCOURT	252,806	249,907	239,734	235,316	234,229	236,393	231,363	214,771	268,972	202,146	203,135	201,751
YOLA	267,294	269,382	271,758	273,736	275,906	277,634	279,010	275,576	283,704	284,318	285,867	288,200

## 2019

	Jan 19	Feb 19	Mar 19	Apr 19	May 19	Jun 19	Jul 19	Aug 19	Sep 19	Oct 19	Nov 19	Dec 19
ABUJA	507,862	423,324	447,767	447,917	447,464	442,485	440,737	577,173	570,583	566,655	562,673	559,327
BENIN	413,531	424,950	424,950	429,474	436,240	442,167	446,789	450,844	457,672	457,673	460,696	466,162
EKO	254,909	254,288	254,813	254,863	254,711	252,887	253,747	254,628	255,373	255,029	255,768	255,848
ENUGU	594,583	583,021	664,259	621,764	675,198	678,176	683,039	643,827	654,339	608,837	538,692	670,652
IBADAN	1,155,899	1,242,351	1,293,156	1,342,614	1,366,002	1,393,270	1,412,184	1,439,527	1,445,013	1,462,536	1,477,331	1,480,341
IKEJA	536,770	542,453	548,458	548,094	485,872	505,727	507,203	509,186	511,745	510,517	508,432	505,175
JOS	360,806	362,976	335,516	334,016	338,085	344,409	346,240	349,373	351,477	353,047	355,156	358,438
KADUNA	452,401	452,401	452,401	458,053	463,134	464,815	469,660	477,513	488,200	532,014	535,253	535,808
KANO	361,439	364,771	366,531	376,255	416,573	415,305	358,313	367,296	378,614	378,153	378,363	383,059
PORT HARCOURT	194,140	190,325	195,793	236,012	215,953	201,472	206,314	225,987	221,118	246,006	239,218	232,377
YOLA	290,834	293,085	293,366	296,938	298,693	300,475	305,572	303,210	306,632	307,561	308,775	310,839

## 2020

	Jan 20	Feb 20	Mar 20	Apr 20	May 20	Jun 20	Jul 20	Aug 20	Sep 20	Oct 20	Nov 20	Dec 20
ABUJA	560,662	561,303	568,343	578,178	584,615	597,133	605,010	599,683	595,613	593,693	592,942	592,093
BENIN	469,063	470,930	475,923	476,754	476,754	479,977	481,500	485,071	493,559	493,559	501,348	505,593
EKO	256,542	257,501	259,943	261,447	262,225	259,588	265,557	266,340	269,513	271,861	269,325	269,022
ENUGU	688,416	691,523	685,313	706,874	727,232	744,798	757,379	763,240	771,263	767,558	761,220	762,311
IBADAN	1,488,577	1,498,088	1,514,472	1,529,373	1,533,703	1,544,163	1,202,720	1,213,385	1,228,483	1,248,756	1,268,337	1,282,136
IKEJA	502,578	505,440	500,336	494,076	492,787	490,865	486,490	483,848	482,096	476,861	474,627	1,121,722
JOS	360,595	363,868	407,974	393,722	393,429	385,697	481,065	485,708	495,426	523,266	526,728	529,247
KADUNA	539,069	541,726	545,402	548,631	548,199	552,675	555,071	558,880	566,369	566,368	566,367	573,408
KANO	391,074	394,828	480,497	527,312	532,360	536,625	538,937	543,234	532,448	534,814	531,547	528,858
PORT HARCOURT	231,286	230,512	232,210	370,085	366,665	367,548	364,009	354,761	347,837	344,669	344,027	339,718
YOLA	312,536	316,267	319,359	325,090	327,891	330,617	334,954	339,917	348,616	352,728	354,431	356,754

## Appendix 4: Revenue Collected (=N=Million)

2015

	Jan 15	Feb 15	Mar 15	Apr 15	May 15	Jun 15	Jul 15	Aug 15	Sep 15	Oct 15	Nov 15	Dec 15
ABUJA	3,059.00	3,119.00	3,548.00	3,423.00	2,831.00	3,126.00	3,212.00	3,139.00	3,182.00	3,357.00	3,189.00	3,726.00
BENIN	2,025.47	2,100.55	2,460.29	2,369.74	1,739.14	2,162.87	2,053.62	2,089.10	2,166.42	2,168.51	2,162.00	2,451.00
EKO	3,202.82	3,229.00	2,936.17	2,714.00	2,174.23	2,696.63	3,476.00	3,750.97	3,793.96	4,031.66	3,805.03	3,857.90
ENUGU	2,332.00	2,285.00	2,530.00	2,498.00	2,277.00	2,186.00	2,393.00	2,448.00	2,428.00	2,579.00	2,598.00	2,682.00
IBADAN	3,440.86	3,223.88	2,451.86	3,483.71	2,932.74	3,190.33	3,435.17	3,571.29	3,689.52	3,675.85	3,368.95	3,980.23
IKEJA	3,441.40	3,607.29	3,760.40	3,232.68	3,018.15	3,160.04	4,282.17	4,074.86	4,148.74	4,450.44	3,792.06	3,991.26
JOS	739.00	795.00	824.00	708.00	545.00	406.00	824.00	820.00	847.00	891.00	944.00	969.00
KADUNA	1,219.22	1,265.00	1,219.28	1,251.00	982.00	1,117.14	1,100.00	1,199.00	1,003.00	1,301.00	1,125.00	1,619.00
KANO	929.70	1,050.00	1,087.00	920.00	914.00	918.70	1,299.00	1,111.00	1,323.98	1,290.00	1,300.00	1,313.00
PORT HARCOURT	1,417.00	1,612.62	1,619.00	1,432.39	1,302.79	1,468.60	1,644.77	1,461.48	1,579.73	1,604.77	1,609.71	1,681.20
YOLA	256.00	256.00	355.60	336.00	255.00	<u>286.70</u>	<u>354.00</u>	<u>335.00</u>	337.50	425.67	451.60	471.90

# 2016

	Jan 16	Feb 16	Mar 16	Apr 16	May 16	Jun 16	Jul 16	Aug 16	Sep 16	Oct 16	Nov 16	Dec 16
ABUJA	3,361.00	3,788.00	4,208.00	4,209.00	3,495.00	3,346.00	2,989.00	3,830.00	4,030.00	4,043.00	4,522.00	4,515.00
BENIN	2,438.00	2,266.60	2,246.32	2,315.00	2,069.66	1,938.94	2,161.00	2,369.40	2,156.52	2,395.00	2,397.00	2,235.00
EKO	3,754.79	3,815.60	4,041.01	3,422.20	3,033.04	2,765.75	3,100.98	3,981.00	4,298.27	4,492.34	4,600.97	4,378.61
ENUGU	2,679.00	2,610.00	2,942.00	2,747.00	2,630.00	2,351.00	2,093.00	2,219.00	2,281.00	2,489.00	2,521.00	2,595.00
IBADAN	3,476.62	3,475.62	3,517.81	3,198.11	2,802.08	3,023.85	2,829.99	3,514.24	3,463.27	3,324.14	3,412.50	3,834.15
IKEJA	4,028.85	3,941.25	3,513.56	3,429.95	3,287.53	3,065.41	3,167.00	4,424.40	4,720.00	4,383.00	3,569.00	4,099.00
JOS	1,025.00	1,015.00	884.00	866.00	758.00	478.00	703.00	731.00	788.00	923.00	983.00	880.00
KADUNA	1,161.00	1,183.00	1,338.00	1,309.00	1,187.00	1,083.00	1,072.00	1,092.00	1,347.00	1,280.00	1,358.00	1,464.00
KANO	1,271.70	1,254.50	1,343.76	1,184.30	1,066.00	916.49	995.07	1,265.00	1,278.50	1,401.50	1,498.60	1,496.86
PORT HARCOURT	1,700.89	1,845.29	1,980.20	2,042.07	1,888.73	1,930.02	1,837.93	1,964.83	1,904.40	1,853.25	1,865.86	1,899.01
YOLA	468.70	461.00	569.00	502.60	350.70	202.00	335.00	488.00	482.00	599.00	681.50	630.00

# 2017

	Jan 17	Feb 17	Mar 17	Apr 17	May 17	Jun 17	Jul 17	Aug 17	Sep 17	Oct 17	Nov 17	Dec 17
ABUJA	3,838.00	4,374.00	4,844.00	4,862.00	4,646.00	5,252.00	4,359.00	4,782.00	4,076.00	4,684.00	5,250.00	5,572.00
BENIN	2,407.00	2,522.00	2,918.82	3,117.22	3,144.00	2,903.01	3,009.00	3,190.89	2,799.76	3,138.74	3,149.59	3,182.00
EKO	4,226.27	4,269.88	4,849.17	4,717.50	4,895.20	5,023.00	4,850.72	4,777.53	4,877.41	5,180.00	5,579.45	5,947.00
ENUGU	2,566.00	2,948.00	3,238.00	2,972.00	2,959.00	2,908.00	2,889.00	2,926.00	2,701.00	2,779.00	3,020.00	3,208.00
IBADAN	3,180.13	3,483.59	3,856.95	3,509.99	3,969.53	3,851.60	3,720.22	3,740.41	3,519.82	4,305.83	4,464.64	4,779.05
IKEJA	4,483.00	3,985.80	4,801.20	4,296.20	4,529.80	4,631.00	4,510.10	5,223.20	5,077.00	5,375.00	5,224.00	5,640.70
JOS	928.00	834.00	1,061.00	843.00	1,157.00	930.00	946.00	945.00	1,065.00	960.00	812.00	1,150.00
KADUNA	1,248.00	1,093.00	1,741.00	1,605.00	1,606.00	1,454.00	1,119.00	1,267.00	1,175.00	938.00	1,318.00	1,424.00
KANO	1,421.30	1,271.52	1,800.00	1,582.60	1,831.18	1,731.90	1,581.10	1,604.24	1,402.83	1,701.02	2,035.00	1,967.30
PORT HARCOURT	1,904.14	2,033.10	2,253.35	1,995.33	2,213.10	2,020.58	2,130.93	2,154.24	1,991.54	2,104.96	2,013.58	2,123.88
YOLA	471.00	559.00	681.00	556.60	636.00	530.00	665.50	649.00	572.80	717.50	685.60	757.20

# 2018

	Jan 18	Feb 18	Mar 18	Apr 18	May 18	Jun 18	Jul 18	Aug 18	Sep 18	Oct 18	Nov 18	Dec 18
ABUJA	5,129.70	4,982.00	5,992.00	6,253.00	5,679.00	5,150.00	5,763.00	5,779.00	5,621.00	6,650.00	6,759.00	7,087.00
BENIN	3,360.75	3,356.30	3,427.20	3,514.39	3,867.72	3,646.90	3,690.00	3,662.50	3,262.00	3,446.00	3,086.51	3,491.23
EKO	5,977.72	5,778.00	5,921.00	6,198.00	6,133.00	5,428.00	5,438.00	5,411.00	5,153.00	5,660.00	5,798.00	6,194.00
ENUGU	3,202.00	3,317.00	3,341.00	3,229.00	3,239.00	2,919.00	2,803.00	3,158.00	2,825.00	3,152.00	3,111.00	3,226.00
IBADAN	4,219.80	4,396.01	4,511.55	4,430.42	4,507.65	4,042.63	4,075.65	4,264.19	4,077.87	4,326.07	4,320.36	4,521.39
IKEJA	5,596.00	5,703.90	6,211.50	6,343.00	6,573.00	6,078.00	6,292.00	6,431.00	6,086.10	6,721.73	6,980.80	7,076.59
JOS	1,123.00	1,128.00	1,049.00	807.00	985.00	1,166.00	1,294.00	1,224.00	1,222.00	1,444.00	1,035.00	1,101.00
KADUNA	1,533.00	1,331.00	1,852.00	1,512.00	2,014.00	1,707.00	1,625.00	1,716.00	1,268.00	1,650.00	1,797.00	1,900.00
KANO	1,823.12	2,066.00	2,121.50	2,648.30	2,691.40	2,409.10	2,397.70	2,364.10	1,935.00	2,721.00	2,521.00	2,752.10
PORT HARCOURT	2,169.59	1,898.97	2,024.61	2,041.35	2,138.28	2,152.56	2,129.86	2,192.00	1,968.70	2,221.62	2,262.90	2,179.87
YOLA	669.00	669.00	753.56	634.00	741.00	589.80	642.00	703.00	516.00	779.00	787.00	778.00

# 2019

	Jan 19	Feb 19	Mar 19	Apr 19	May 19	Jun 19	Jul 19	Aug 19	Sep 19	Oct 19	Nov 19	Dec 19
ABUJA	5,552.00	6,185.00	6,209.00	6,699.00	7,366.00	5,781.00	6,415.00	5,814.00	5,939.00	5,536.00	6,257.00	6,847.00
BENIN	3,490.39	3,442.16	3,447.10	3,520.25	3,887.74	3,049.80	3,464.89	3,638.47	3,101.75	3,329.13	3,263.02	3,490.30
EKO	6,399.00	5,953.00	6,223.00	6,342.00	6,067.89	5,641.76	6,112.32	6,339.96	6,476.61	6,228.68	6,128.51	6,418.88
ENUGU	3,526.00	3,235.00	3,627.00	3,532.00	3,602.00	3,211.00	3,614.00	2,955.00	3,205.00	3,454.00	3,339.00	3,454.00
IBADAN	4,614.30	4,401.01	4,461.05	4,419.43	4,748.75	4,667.61	4,753.71	4,796.74	4,607.06	4,837.44	5,016.53	5,269.19
IKEJA	7,119.00	6,681.13	7,068.72	7,071.08	7,464.32	7,076.32	7,765.83	7,758.17	7,762.00	7,668.00	7,346.81	8,189.14
JOS	1,087.00	1,151.00	1,759.53	1,675.94	1,344.80	1,329.34	1,568.14	1,390.93	1,198.95	1,553.49	1,493.58	1,574.86
KADUNA	1,639.00	1,443.00	2,004.00	1,570.00	1,937.00	1,733.00	2,045.00	1,824.00	1,445.00	1,705.00	1,601.00	1,732.00
KANO	2,337.80	2,363.70	2,468.50	2,556.90	2,944.90	2,663.00	2,716.49	2,597.82	2,312.71	2,490.39	3,024.26	2,739.50
PORT HARCOURT	2,308.26	2,158.76	2,217.49	2,253.05	2,438.61	2,345.45	2,205.90	2,096.89	2,256.70	2,294.08	2,283.17	2,339.55
YOLA	766.00	781.00	786.00	923.00	683.00	778.00	754.00	780.00	853.00	1,046.00	946.00	921.00



# 2020

	Jan 20	Feb 20	Mar 20	Apr 20	May 20	Jun 20	Jul 20	Aug 20	Sep 20	Oct 20	Nov 20	Dec 20
ABUJA	6,120.00	6,689.00	6,792.00	4,618.00	5,970.00	5,872.00	5,857.00	6,404.00	6,519.00	7,583.00	7,330.00	9,277.00
BENIN	3,564.90	3,543.56	3,591.99	2,392.75	3,072.48	3,739.47	3,825.11	4,127.12	4,041.83	3,870.57	4,554.00	4,648.85
EKO	7,009.28	6,555.47	6,386.79	3,852.55	6,576.23	6,905.86	6,203.09	6,675.58	6,913.97	6,910.84	7,951.46	9,445.98
ENUGU	3,671.00	3,579.00	3,692.00	2,497.00	3,069.00	3,499.00	3,447.00	4,073.00	4,259.00	3,942.00	4,847.00	5,501.00
IBADAN	5,410.66	5,203.17	5,001.18	3,125.26	4,049.20	4,949.76	5,006.33	5,284.20	5,141.57	5,216.85	5,657.47	6,900.68
IKEJA	8,560.46	8,559.76	8,507.17	4,364.22	7,302.62	8,348.04	8,627.96	8,874.82	9,050.57	8,871.26	9,527.77	11,505.43
JOS	1,511.09	1,427.70	1,353.09	1,251.32	1,224.54	1,311.79	1,396.66	1,532.61	1,481.28	1,420.80	1,532.87	1,856.97
KADUNA	1,555.00	1,802.00	1,699.00	1,448.00	1,501.00	1,732.00	1,599.00	1,795.00	1,745.00	1,700.00	1,700.00	2,532.00
KANO	2,622.70	2,706.88	2,616.92	1,994.70	2,179.73	2,288.26	2,586.51	2,606.07	2,676.81	3,414.43	3,060.00	3,990.26
PORT HARCOURT	2,496.75	2,521.66	2,447.25	1,791.59	2,059.66	2,359.25	2,493.30	2,682.43	2,631.17	2,779.96	3,002.00	3,498.16
YOLA	945.00	828.00	845.00	609.00	799.00	897.00	864.00	935.00	908.00	950.00	952.00	1,109.00

## Appendix 5: Energy Billed/Electricity Supplied (GWh)

### 2015

	Jan 15	Feb 15	Mar 15	Apr 15	May 15	Jun 15	Jul 15	Aug 15	Sep 15	Oct 15	Nov 15	Dec 15
ABUJA	246.0	250.0	244.0	236.0	212.0	156.0	227.0	220.0	250.0	268.0	284.0	272.0
BENIN	165.0	130.9	125.5	128.9	134.7	103.3	102.8	125.4	128.2	138.6	140.9	155.0
EKO	191.8	195.0	155.0	163.0	133.5	117.3	177.0	223.4	234.1	245.9	227.4	211.6
ENUGU	162.0	159.0	146.0	139.0	136.0	118.0	148.0	158.0	168.0	155.0	176.0	176.0
IBADAN	235.2	236.5	204.0	230.6	199.3	181.1	240.3	283.6	281.3	260.3	244.7	237.4
IKEJA	250.7	253.6	235.4	264.5	204.2	184.5	248.0	312.8	333.4	313.7	270.8	272.2
JOS	91.0	120.0	68.3	85.0	60.0	58.0	71.0	84.0	109.0	99.0	103.0	117.0
KADUNA	130.2	127.4	124.9	134.6	128.1	99.8	120.0	147.0	154.0	156.9	176.0	174.0
KANO	87.0	72.9	79.9	63.4	49.6	49.6	84.6	102.1	109.2	123.7	131.8	118.8
PORT HARCOURT	152.0	134.6	121.0	122.0	116.3	105.2	127.0	153.0	160.0	153.0	140.6	168.6
YOLA	21.0	19.4	19.0	21.0	19.4	16.8	24.0	30.8	34.0	36.0	45.7	48.0

### 2016

	Jan 16	Feb 16	Mar 16	Apr 16	May 16	Jun 16	Jul 16	Aug 16	Sep 16	Oct 16	Nov 16	Dec 16
ABUJA	303.0	302.0	301.0	251.0	219.0	166.0	134.0	130.0	162.0	165.0	186.0	196.0
BENIN	159.0	161.0	185.0	154.0	157.0	130.0	109.0	140.0	142.0	147.0	163.0	143.0
EKO	203.0	211.4	186.4	169.3	150.3	124.2	111.4	167.0	204.6	208.9	215.8	201.7
ENUGU	181.0	184.0	173.0	164.0	144.0	126.0	102.0	90.0	108.0	122.0	156.0	149.0
IBADAN	238.0	232.3	199.2	188.3	169.3	161.3	138.5	183.8	211.7	202.4	182.7	187.9
IKEJA	284.1	302.9	252.3	231.3	193.6	148.9	142.7	168.7	204.5	206.6	204.3	198.6
JOS	130.0	114.0	93.0	96.0	62.0	51.0	50.0	55.0	62.0	59.0	68.0	72.0
KADUNA	167.0	149.0	148.0	155.0	134.0	111.0	91.0	120.0	118.0	131.0	152.0	143.0
KANO	111.5	121.2	90.1	108.2	81.8	54.4	38.0	83.0	117.8	133.3	140.6	114.5
PORT HARCOURT	196.0	198.5	195.0	172.9	161.8	154.1	132.4	145.5	133.0	131.1	136.1	121.2
YOLA	46.0	49.7	36.6	39.0	31.2	18.0	10.5	28.0	45.0	47.7	50.7	47.0

## 2017

	Jan 17	Feb 17	Mar 17	Apr 17	May 17	Jun 17	Jul 17	Aug 17	Sep 17	Oct 17	Nov 17	Dec 17
ABUJA	194.0	197.0	218.0	238.0	227.0	222.1	225.0	229.0	219.0	218.0	244.0	255.0
BENIN	157.0	142.0	138.0	140.0	141.0	158.6	129.0	148.4	147.3	165.8	174.1	166.0
EKO	198.2	172.7	207.0	229.0	209.0	227.0	211.4	198.0	180.8	204.0	231.7	251.0
ENUGU	136.0	124.0	154.0	177.0	133.0	138.0	130.0	139.0	136.0	128.0	129.0	140.0
IBADAN	192.5	176.4	192.7	196.2	195.7	200.3	199.8	198.2	199.0	200.9	215.4	226.8
IKEJA	190.9	180.8	188.5	204.4	185.7	204.0	201.2	211.9	240.9	224.0	228.0	221.2
JOS	77.0	64.0	74.0	81.8	84.9	73.0	75.0	85.0	79.0	78.0	82.0	91.0
KADUNA	109.0	114.0	139.0	180.0	151.0	116.0	103.0	87.0	101.0	107.0	105.0	103.0
KANO	94.5	81.7	107.6	152.9	117.7	121.2	117.3	123.2	119.2	121.1	130.8	137.5
PORT HARCOURT	134.0	128.2	127.3	124.4	117.9	129.9	118.6	134.7	133.5	125.0	137.2	134.1
YOLA	36.3	32.7	41.0	51.8	39.0	41.0	47.0	50.0	51.0	47.7	56.0	57.3

## 2018

	Jan 18	Feb 18	Mar 18	Apr 18	May 18	Jun 18	Jul 18	Aug 18	Sep 18	Oct 18	Nov 18	Dec 18
ABUJA	257.0	239.0	252.1	270.1	263.0	238.0	218.0	227.0	226.0	233.0	253.0	253.0
BENIN	181.5	184.9	155.2	174.3	193.8	177.6	173.0	177.9	187.0	167.0	171.1	178.8
EKO	257.3	227.0	234.0	267.0	260.0	229.0	226.0	227.0	226.0	215.0	240.0	252.0
ENUGU	161.0	142.0	128.0	130.0	122.0	124.0	109.0	123.0	125.0	119.0	124.0	127.0
IBADAN	245.1	237.6	232.7	245.7	242.1	240.4	213.9	229.7	245.0	208.8	217.2	234.1
IKEJA	247.1	251.1	257.9	286.6	296.2	269.7	254.5	269.7	276.7	267.0	287.0	296.5
JOS	89.0	83.0	75.0	76.0	68.0	63.0	62.0	59.0	62.0	62.0	67.0	65.0

KADUNA	129.0	125.0	120.0	111.0	119.0	105.0	109.0	127.0	126.0	143.0	154.0	120.0
KANO	143.6	126.0	119.4	131.2	141.8	136.5	121.5	123.3	130.4	127.0	139.1	148.6
PORT HARCOURT	152.2	123.9	92.4	124.0	116.6	118.6	114.5	122.9	119.7	119.5	116.9	121.1
YOLA	59.0	51.8	53.0	60.0	53.0	47.0	44.0	52.0	52.0	45.0	55.0	64.0

## 2019

	Jan 19	Feb 19	Mar 19	Apr 19	May 19	Jun 19	Jul 19	Aug 19	Sep 19	Oct 19	Nov 19	Dec 19
ABUJA	263.0	261.0	258.0	317.0	275.0	223.0	226.0	241.0	232.0	211.0	228.0	242.0
BENIN	191.2	195.1	188.6	192.6	183.1	179.2	148.9	163.2	149.2	141.5	146.2	164.0
EKO	265.0	250.0	247.0	270.0	233.1	238.8	226.8	246.4	257.8	237.6	237.1	259.3
ENUGU	142.0	144.0	127.0	142.0	135.0	129.0	121.0	119.0	131.0	125.0	135.0	142.0
IBADAN	257.6	245.0	235.4	242.0	236.4	243.6	227.3	253.9	258.9	228.7	240.0	262.2
IKEJA	312.0	297.6	283.0	314.0	296.7	304.2	302.6	316.5	324.0	306.0	311.8	336.2
JOS	79.0	70.0	73.5	72.4	71.7	73.8	74.9	75.2	73.7	72.4	76.3	75.6
KADUNA	141.0	141.0	136.0	150.0	123.0	146.0	134.0	131.0	123.0	125.0	125.0	134.0
KANO	153.6	118.1	124.2	148.2	138.5	127.7	124.7	119.1	102.3	102.7	120.4	115.1
PORT HARCOURT	134.2	125.7	118.2	135.9	124.2	121.5	117.2	120.1	118.3	123.6	129.1	126.3
YOLA	63.0	61.0	61.0	74.0	67.0	57.0	56.0	56.0	61.0	61.0	64.0	67.0

## 2020

	Jan 20	Feb 20	Mar 20	Apr 20	May 20	Jun 20	Jul 20	Aug 20	Sep 20	Oct 20	Nov 20	Dec 20
ABUJA	242.0	238.0	202.0	195.0	176.0	177.0	181.0	183.0	168.0	225.0	179.0	222.0
BENIN	173.4	185.9	179.9	158.2	156.3	179.5	165.2	182.0	198.1	178.5	186.0	195.1
EKO	268.7	258.6	265.5	237.5	262.7	269.0	230.0	247.3	252.3	269.2	266.2	270.9
ENUGU	145.0	151.0	148.0	126.0	114.0	116.0	118.0	128.0	164.0	153.0	167.0	170.0
IBADAN	284.6	289.8	248.4	212.8	194.9	204.1	200.9	220.0	235.7	212.7	256.2	281.0
IKEJA	351.5	355.3	354.9	324.6	332.3	357.7	321.6	345.0	345.3	365.7	327.6	377.2
JOS	80.1	82.1	83.1	62.9	60.4	56.6	54.6	56.5	56.0	63.5	64.3	69.3
KADUNA	129.0	120.0	149.0	82.0	81.0	78.0	73.0	95.0	130.0	156.0	156.0	149.0
KANO	118.2	125.0	117.4	124.3	151.8	100.4	102.0	102.1	101.8	128.9	133.0	123.8
PORT HARCOURT	123.3	148.4	150.1	118.0	121.9	115.5	111.5	113.0	125.1	123.3	141.0	154.0
YOLA	61.0	62.0	38.0	45.0	44.0	43.0	43.0	42.0	43.0	40.0	50.0	46.0

## ACKNOWLEDGEMENT/CONTACT

We acknowledge the contributions of our strategic partner, the Nigerian Electricity Regulatory Commission (NERC) in providing us the data.



### National Bureau of Statistics

Head Office

Plot 762 Independence Avenue,  
Central Business District, Garki  
Abuja.



@nbsnigeria

### Sunday J. Ichedi

Information Desk

Head, Communication & Public  
Relations Department (C&PRD)  
Phone: +2348037051701  
sjichedi@nigerianstat.gov.ng



NBSNigeria

### Moses Mathew

Statistical Information Officer

Phone: +2347069071157  
matmoses@nigerianstat.gov.ng



nbs\_nigeria

### Nuhu Joseph Waney II

Chief of Protocol

Phone: +2348037020063  
jwnuhu@nigerianstat.gov.ng

