



NATIONAL BUREAU OF STATISTICS

# National Household Kerosene Price Watch

---

(APRIL 2022)

**Report Date: May 2022**

**Data Source: National Bureau of Statistics (NBS)**

# CONTENT

<b>Executive Summary</b>	<b>3</b>
<b>Average Kerosene Prices per liter across States</b>	<b>4</b>
<b>Average Kerosene Prices per liter across Zones</b>	<b>5</b>
<b>12 Months Average Prices per liter</b>	<b>6</b>
<b>Average Kerosene Prices per gallon across States</b>	<b>7</b>
<b>Average Kerosene Prices per gallon across Zones</b>	<b>8</b>
<b>12 Months Average Prices per gallon</b>	<b>9</b>
<b>Methodology</b>	<b>10</b>
<b>Appendix</b>	<b>11</b>
<b>Contact</b>	<b>13</b>

## EXECUTIVE SUMMARY

The average retail price per litre of Household Kerosene (HHK) paid by consumers in April 2022 increased by 4.48% on a month-on-month basis from ₦564.55 in March 2022 to ₦589.82 in April 2022. On a year-on-year basis, the average retail price per litre rose by 62.63% from ₦362.68 in April 2021.

The state profile analysis showed that the highest average price per litre in April 2022 was recorded in Ebonyi with ₦704.44, followed by Ekiti with ₦695.56 and Imo with ₦658.33. On the other hand, the lowest price was recorded in Jigawa with ₦483.83, followed by Abia with ₦521.47 and Bayelsa with ₦528.33.

In addition, South-West recorded the highest average retail price per litre of Household Kerosene with ₦646.66, followed by South-East with ₦616.41 and North-East with ₦577.62, while the North-west recorded the lowest with ₦563.32.

The average retail price per gallon of Household Kerosene paid by consumers increased by 6.20% on a month-on-month basis from ₦2,011.70 in March 2022 to ₦2,136.52 in April 2022. On a year-on-year basis, this increased by 74.26% from ₦1,226.08 in April 2021.

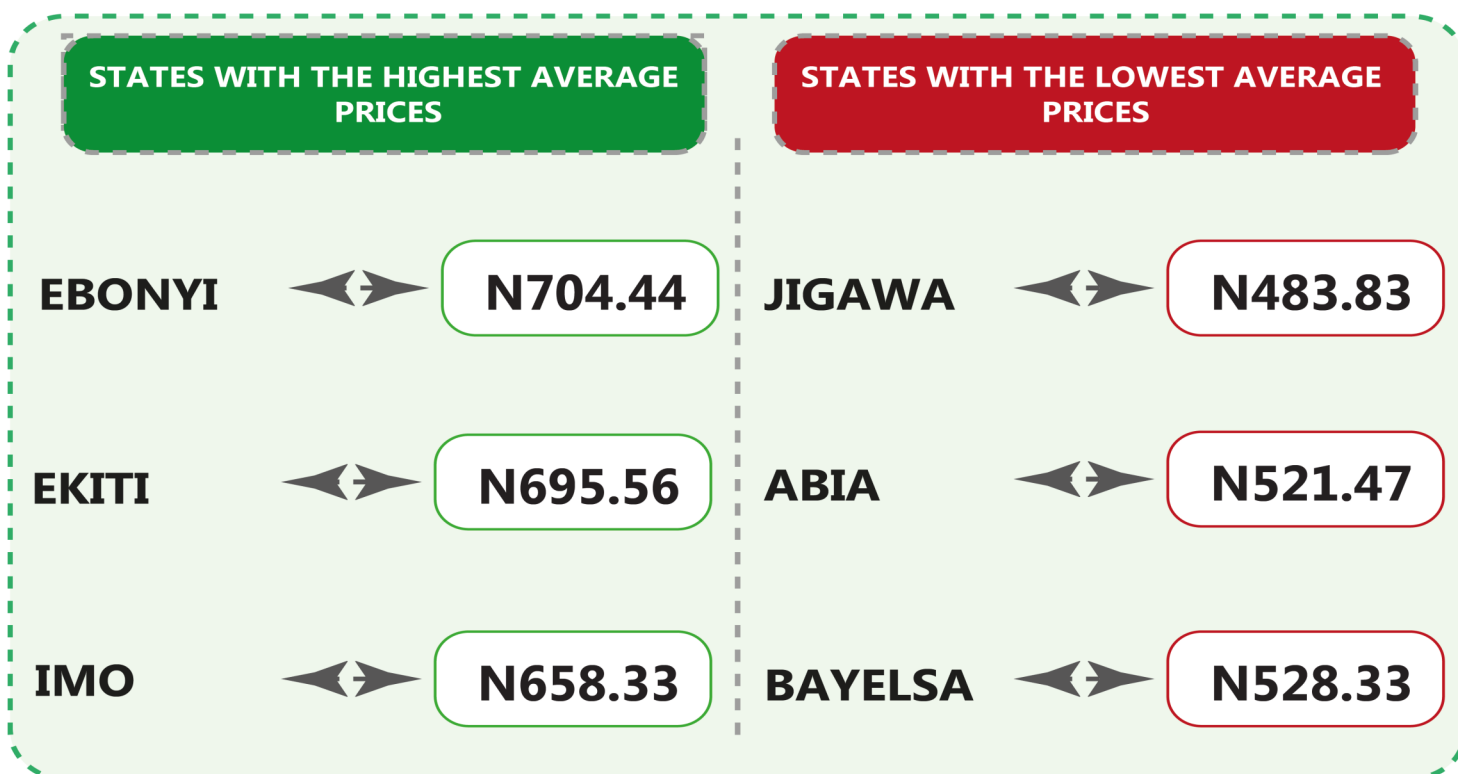
On state profile analysis, Anambra state recorded the highest average retail price with ₦2,445.00, followed by Kaduna with ₦2,422.22 and Cross River with ₦2,414.29. On the other hand, Kogi recorded the lowest price with ₦1,710.42, followed by Plateau and Rivers with ₦1,880.00 and ₦1,903.13, respectively.

Analysis by zone showed that South-East recorded the highest average retail price per gallon of Household Kerosene with ₦2,258.03, followed by South-West and South-South with ₦2,208.44 and ₦2,163.25 respectively, while the North-Central recorded the lowest with ₦2,033.19

# NATIONAL HOUSEHOLD KEROSENE PRICE WATCH

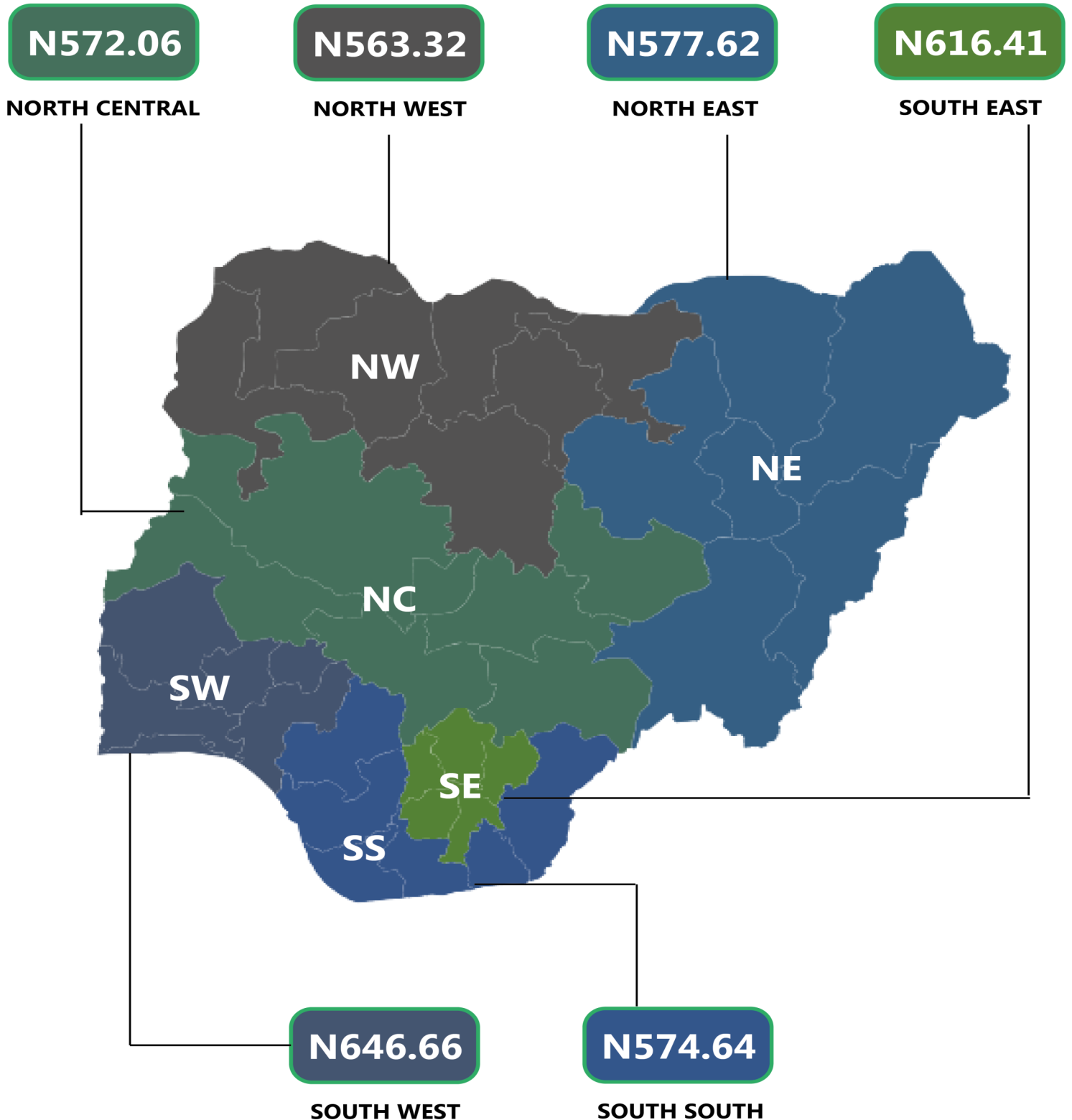
- APRIL 2022

Average Kerosene Prices per litre Across States



# NATIONAL HOUSEHOLD KEROSENE PRICE WATCH - APRIL 2022


Average Kerosene Prices per litre Across Zones



# NATIONAL HOUSEHOLD KEROSENE PRICE WATCH

- APRIL 2022

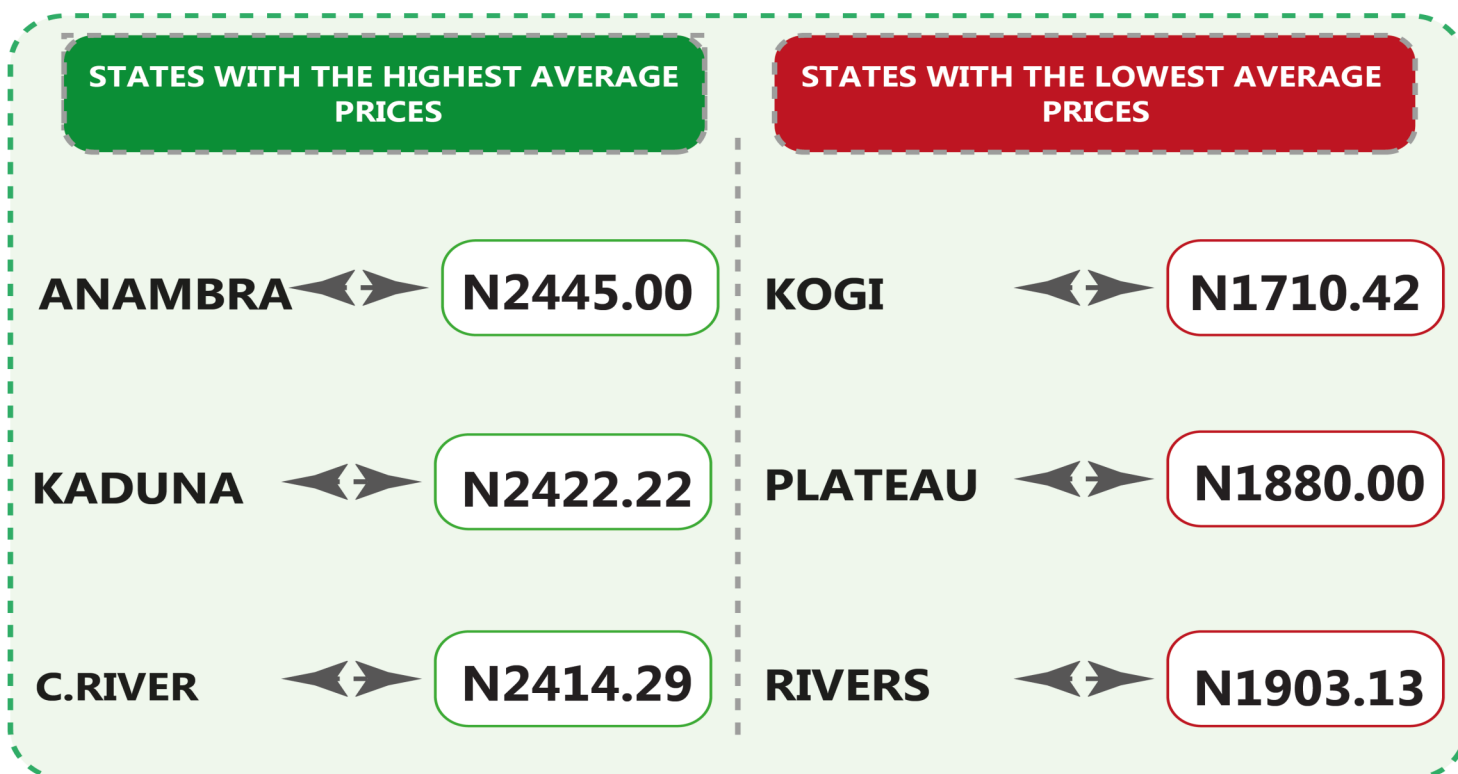
12 Month Average Prices per litre



# NATIONAL HOUSEHOLD KEROSENE PRICE WATCH

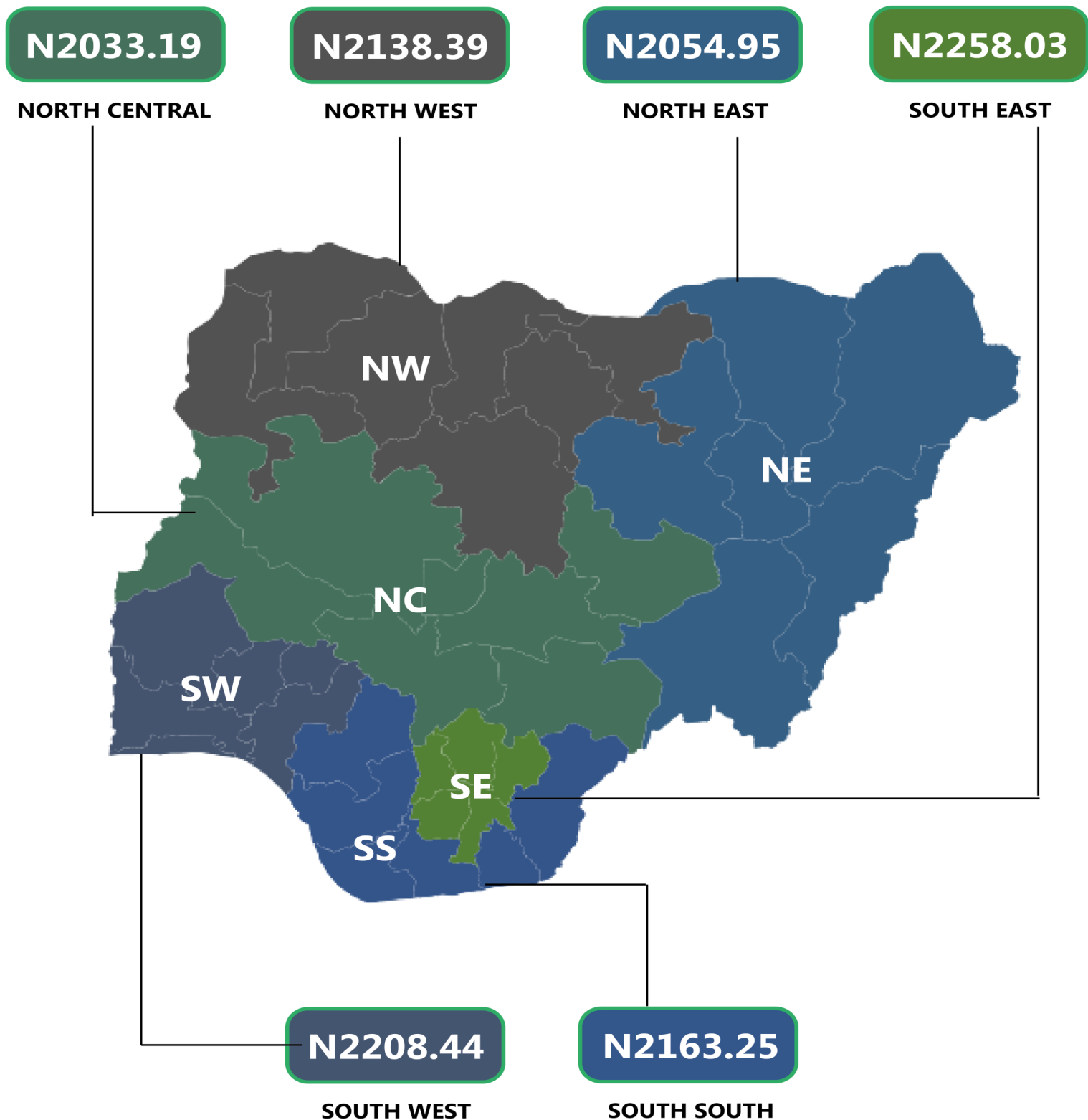
- APRIL 2022

Average Kerosene Prices per gallon Across States



# NATIONAL HOUSEHOLD KEROSENE PRICE WATCH - APRIL 2022

Average Kerosene Prices per gallon Across Zones

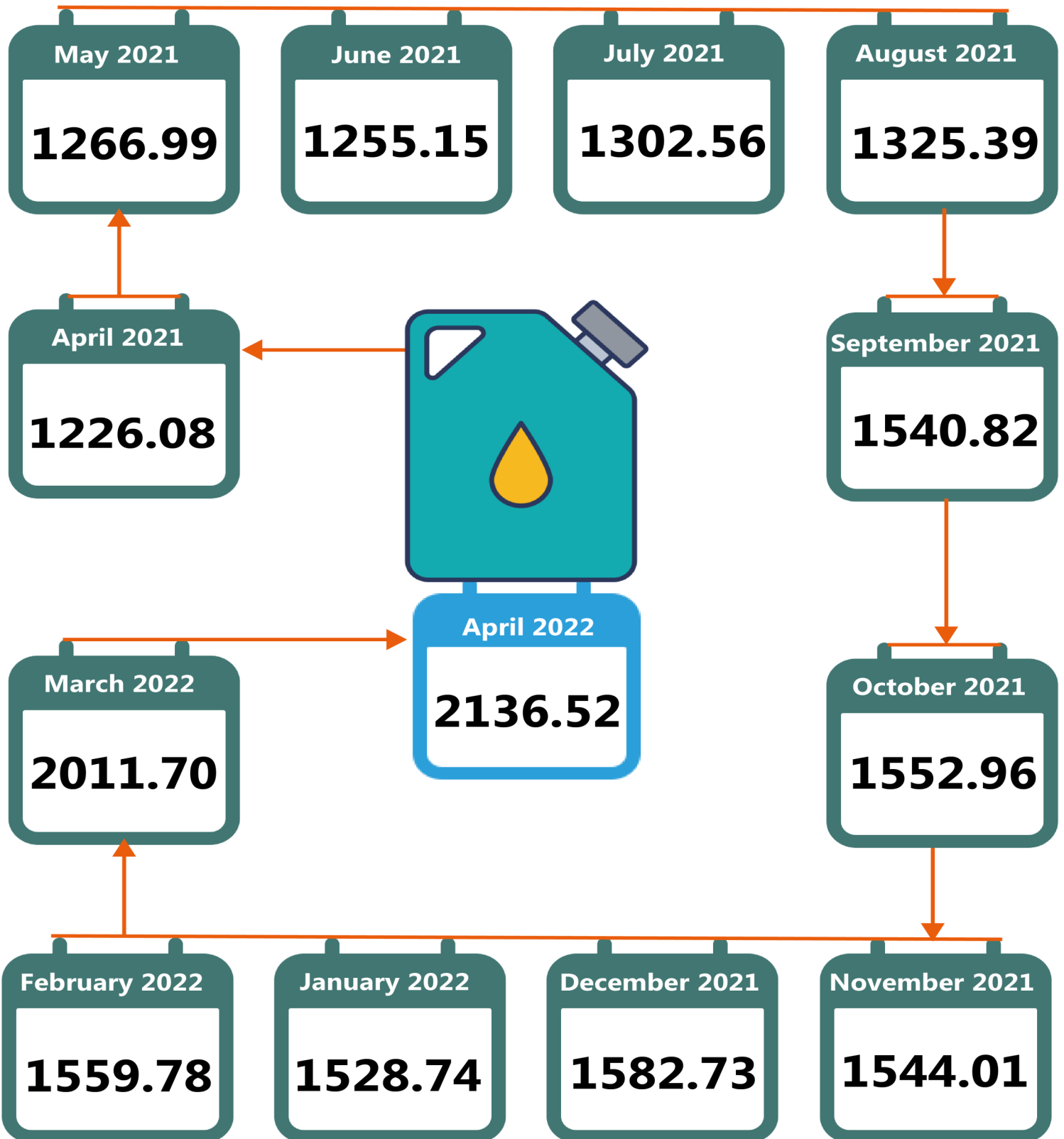




# NATIONAL HOUSEHOLD KEROSENE PRICE WATCH

- APRIL 2022

12 Month Average Prices per gallon



## METHODOLOGY

Field work is done solely by over 700 NBS Staff in all States of the federation supported by supervisors who are monitored by internal and external observers.

Fuel Prices are collected across all the 774 local governments across all States and the FCT from over 10,000 respondents and locations and reflect actual prices households state they actually bought those fuels together with the prices reportedly sold by the fuel suppliers.

The average of all these prices is then reported for each state and the average for the country is the average for the state.

NBS audit team subsequently conducts randomly selected verification of prices recorded.

## APPENDIX

### HOUSEHOLD KEROSENE PRICE WATCH (PER LITRE)

	Average of Apr-21	Average of Mar-22	Average of Apr-22	MoM	YoY
<b>NORTH CENTRAL</b>	<b>349.55</b>	<b>538.78</b>	<b>572.06</b>	<b>6.18</b>	<b>63.66</b>
Abuja	250.00	466.67	563.43	20.73	125.37
Benue	452.17	500.00	543.55	8.71	20.21
Kogi	345.83	544.44	569.30	4.57	64.62
Kwara	315.48	605.83	606.34	0.08	92.20
Nasarawa	375.64	551.52	565.22	2.48	50.47
Niger	315.15	536.36	573.25	6.88	81.90
Plateau	392.59	566.67	583.33	2.94	48.58
<b>NORTH EAST</b>	<b>379.46</b>	<b>549.85</b>	<b>577.62</b>	<b>5.05</b>	<b>52.22</b>
Adamawa	383.33	555.56	550.00	-1.00	43.48
Bauchi	383.33	572.92	583.33	1.82	52.17
Borno	357.58	431.25	555.56	28.82	55.37
Gombe	383.33	566.67	543.75	-4.04	41.85
Taraba	478.89	615.19	636.67	3.49	32.95
Yobe	290.28	557.50	596.43	6.98	105.47
<b>NORTH WEST</b>	<b>340.69</b>	<b>502.50</b>	<b>563.32</b>	<b>12.10</b>	<b>65.34</b>
Jigawa	328.33	466.67	483.83	3.68	47.36
Kaduna	347.27	687.50	641.67	-6.67	84.77
Kano	393.33	426.67	606.41	42.13	54.17
Katsina	332.73	566.67	586.67	3.53	76.32
Kebbi	305.56	446.67	544.33	21.87	78.15
Sokoto	333.33	466.67	546.97	17.21	64.09
Zamfara	344.29	456.67	533.33	16.79	54.91
<b>SOUTH EAST</b>	<b>403.63</b>	<b>614.89</b>	<b>616.41</b>	<b>0.25</b>	<b>52.72</b>
Abia	384.44	573.33	521.47	-9.05	35.64
Anambra	361.11	520.00	540.00	3.85	49.54
Ebonyi	468.33	700.00	704.44	0.63	50.42
Enugu	423.96	624.85	657.78	5.27	55.15
Imo	380.30	656.25	658.33	0.32	73.11
<b>SOUTH SOUTH</b>	<b>360.59</b>	<b>580.80</b>	<b>574.64</b>	<b>-1.06</b>	<b>59.36</b>
Akwa Ibom	398.61	591.67	562.12	-4.99	41.02
Bayelsa	255.71	566.67	528.33	-6.76	106.61
Cross River	398.89	604.65	639.58	5.78	60.34
Delta	353.85	605.00	575.00	-4.96	62.50
Edo	398.61	548.81	552.08	0.60	38.50
Rivers	357.89	567.98	590.74	4.01	65.06
<b>SOUTH WEST</b>	<b>354.84</b>	<b>623.49</b>	<b>646.66</b>	<b>3.72</b>	<b>82.24</b>
Ekiti	370.24	666.67	695.56	4.33	87.87
Lagos	355.00	561.11	629.76	12.23	77.40
Ogun	364.58	610.00	627.78	2.91	72.19
Ondo	367.86	654.76	644.44	-1.58	75.19
Osun	349.12	645.83	655.56	1.51	87.77
Oyo	322.22	602.56	626.85	4.03	94.54
<b>Grand Total</b>	<b>362.68</b>	<b>564.55</b>	<b>589.82</b>	<b>4.48</b>	<b>62.63</b>

## HOUSEHOLD KEROSENE PRICE WATCH (PER GALLON)

	Average of Apr-21	Average of Mar-22	Average of Apr-22	MoM	YoY
<b>NORTH CENTRAL</b>	<b>1,281.00</b>	<b>1,975.56</b>	<b>2,033.19</b>	<b>2.92</b>	<b>58.72</b>
Abuja	1233.33	1800.00	2291.67	27.31	85.81
Benue	1156.25	1990.63	2100.00	5.49	81.62
Kogi	1321.92	1690.59	1710.42	1.17	29.39
Kwara	1295.83	2085.71	2260.00	8.36	74.41
Nasarawa	1269.64	2161.36	2078.40	-3.84	63.70
Niger	1340.00	2127.27	1911.82	-10.13	42.67
Plateau	1350.00	1973.33	1880.00	-4.73	39.26
<b>NORTH EAST</b>	<b>1,160.65</b>	<b>1,968.04</b>	<b>2,054.95</b>	<b>4.42</b>	<b>77.05</b>
Adamawa	1158.33	1986.67	2111.11	6.26	82.25
Bauchi	1172.22	2050.00	2160.00	5.37	84.27
Borno	1094.44	1905.00	2130.00	11.81	94.62
Gombe	1250.00	1957.14	1984.62	1.40	58.77
Taraba	1208.89	1954.44	1964.00	0.49	62.46
Yobe	1080.00	1955.00	1980.00	1.28	83.33
<b>NORTH WEST</b>	<b>1,378.37</b>	<b>2,028.62</b>	<b>2,138.39</b>	<b>5.41</b>	<b>55.14</b>
Jigawa	1422.22	2265.38	2385.71	5.31	67.75
Kaduna	1295.00	2071.43	2422.22	16.93	87.04
Kano	1400.00	1930.00	1919.23	-0.56	37.09
Katsina	1572.73	2062.50	2150.00	4.24	36.71
Kebbi	1570.00	1952.31	1982.50	1.55	26.27
Sokoto	1142.50	1900.00	1909.09	0.48	67.10
Zamfara	1246.15	2018.75	2200.00	8.98	76.54
<b>SOUTH EAST</b>	<b>1,199.92</b>	<b>2,063.35</b>	<b>2,258.03</b>	<b>9.43</b>	<b>88.18</b>
Abia	1206.92	1942.86	2134.62	9.87	76.86
Anambra	1240.00	2185.00	2445.00	11.90	97.18
Ebonyi	1231.50	2200.00	2398.75	9.03	94.78
Enugu	1160.94	2067.50	2175.00	5.20	87.35
Imo	1160.23	1921.39	2136.76	11.21	84.17
<b>SOUTH SOUTH</b>	<b>1,110.14</b>	<b>1,988.60</b>	<b>2,163.25</b>	<b>8.78</b>	<b>94.86</b>
Akwa Ibom	1185.42	2035.42	2200.45	8.11	85.63
Bayelsa	917.50	2100.00	2140.00	1.90	133.24
Cross River	1281.15	1920.88	2414.29	25.69	88.45
Delta	1008.46	1949.29	2131.33	9.34	111.35
Edo	1205.83	2023.21	2190.28	8.26	81.64
Rivers	1062.50	1902.78	1903.13	0.02	79.12
<b>SOUTH WEST</b>	<b>1,187.49</b>	<b>2,057.83</b>	<b>2,208.44</b>	<b>7.32</b>	<b>85.98</b>
Ekiti	1281.25	2000.00	2186.67	9.33	70.67
Lagos	1253.57	2112.50	2298.33	8.80	83.34
Ogun	1110.11	2102.00	2282.73	8.60	105.63
Ondo	1274.09	2069.23	2366.25	14.35	85.72
Osun	1114.28	2155.56	2204.55	2.27	97.85
Oyo	1091.67	1907.69	1912.14	0.23	75.16
<b>Grand Total</b>	<b>1226.08</b>	<b>2011.7</b>	<b>2136.52</b>	<b>6.20</b>	<b>74.26</b>

# CONTACT



## National Bureau of Statistics

Head Office

Plot 762 Independence Avenue,  
Central Business District, Garki  
Abuja.

## Sunday J. Ichedi

Information Desk

Head, Communication & Public  
Relations Department (C&PRD)  
Phone: +2348037051701  
sjichedi@nigerianstat.gov.ng

## Moses Mathew

Statistical Information Officer

Phone: +2347069071157  
matmoses@nigerianstat.gov.ng

## Nuhu Joseph Waney II

Chief of Protocol

Phone: +2348037020063  
jwnuhu@nigerianstat.gov.ng



@nbs\_nigeria



NBSNigeria



Nbs\_nigeria

