



NATIONAL BUREAU OF STATISTICS

Automotive Gas Oil (Diesel) Price Watch

(MARCH 2022)

Report Date: April 2022

Data Source: National Bureau of Statistics (NBS)

CONTENT

Executive Summary	3
Average Diesel Prices Across States	4
Average Diesel Prices Across Zones	5
12 Months Average Prices	6
Methodology	7
Appendix	8
Contact	9


EXECUTIVE SUMMARY

The average retail price of Automotive Gas Oil (Diesel) paid by consumers increased by 129.10% from N235.41 in March 2021 to N539.32 the value recorded in March 2022. On month-on-month basis, the average retail price increased from N311.98 in February 2022 indicating a rise of 72.87% when compared to the average retail price paid in March 2022.

On state profile analysis, the state with the highest average price for Diesel in March 2022 was Ekiti with N672.14 followed by Lagos and Abia with N668.75 and N645.00 respectively. On the other hand, the state with the lowest average price was recorded in Bauchi with N408.00 followed by Borno with N432.00 and Yobe with N412.00. In addition, zone analysis shows that the average price of Diesel was highest in South-West with N619.11 while North-East had the lowest price with N450.17.

AUTOMOTIVE GAS OIL (DIESEL) PRICE WATCH - MARCH 2022

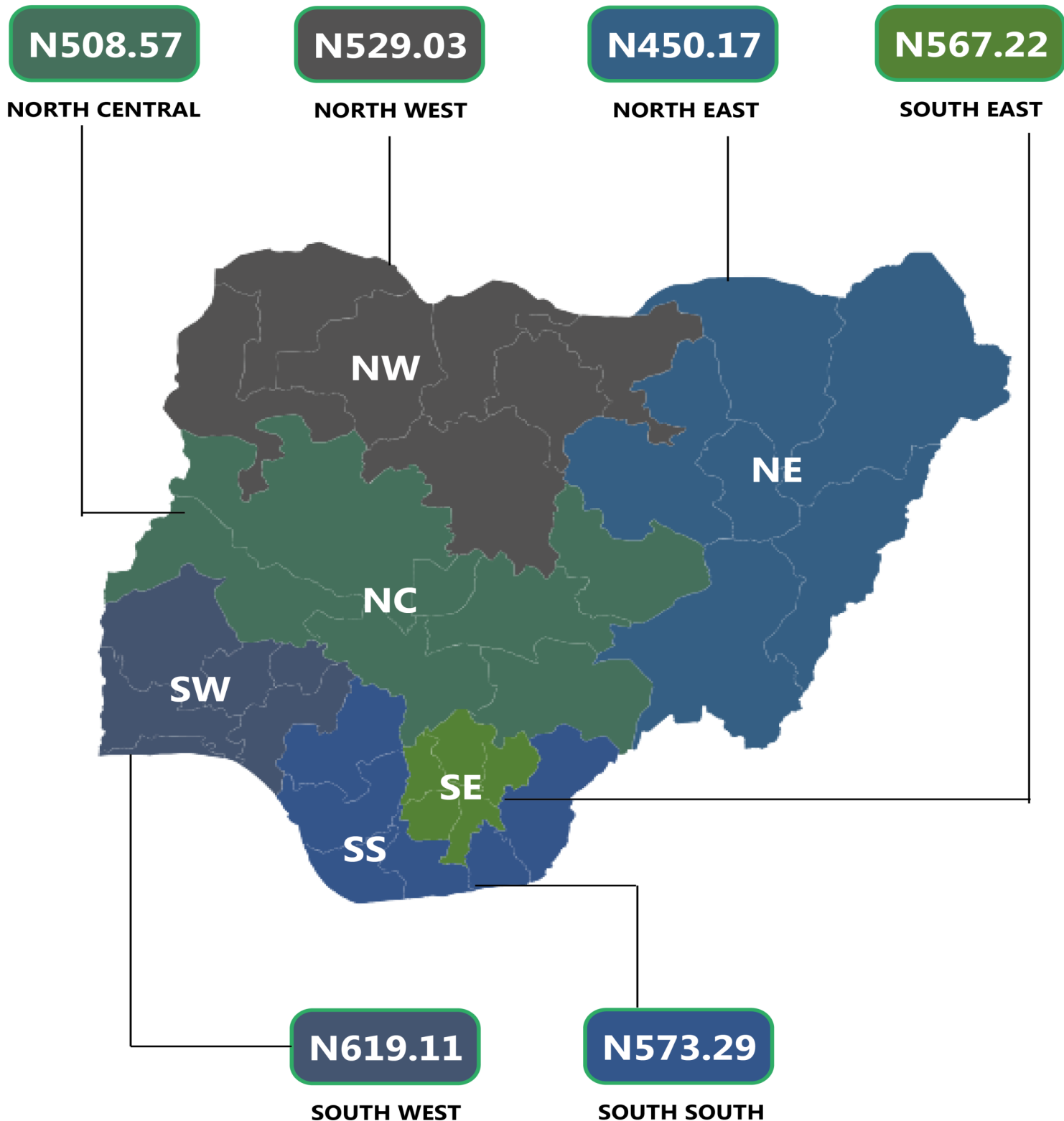
Average Diesel Prices Across States



STATES WITH THE HIGHEST AVERAGE PRICES		STATES WITH THE LOWEST AVERAGE PRICES	
EKITI	N672.14	BAUCHI	N408.00
LAGOS	N668.75	YOBE	N412.00
ABIA	N645.00	BORNO	N432.00

AUTOMOTIVE GAS OIL (DIESEL) PRICE WATCH - MARCH 2022

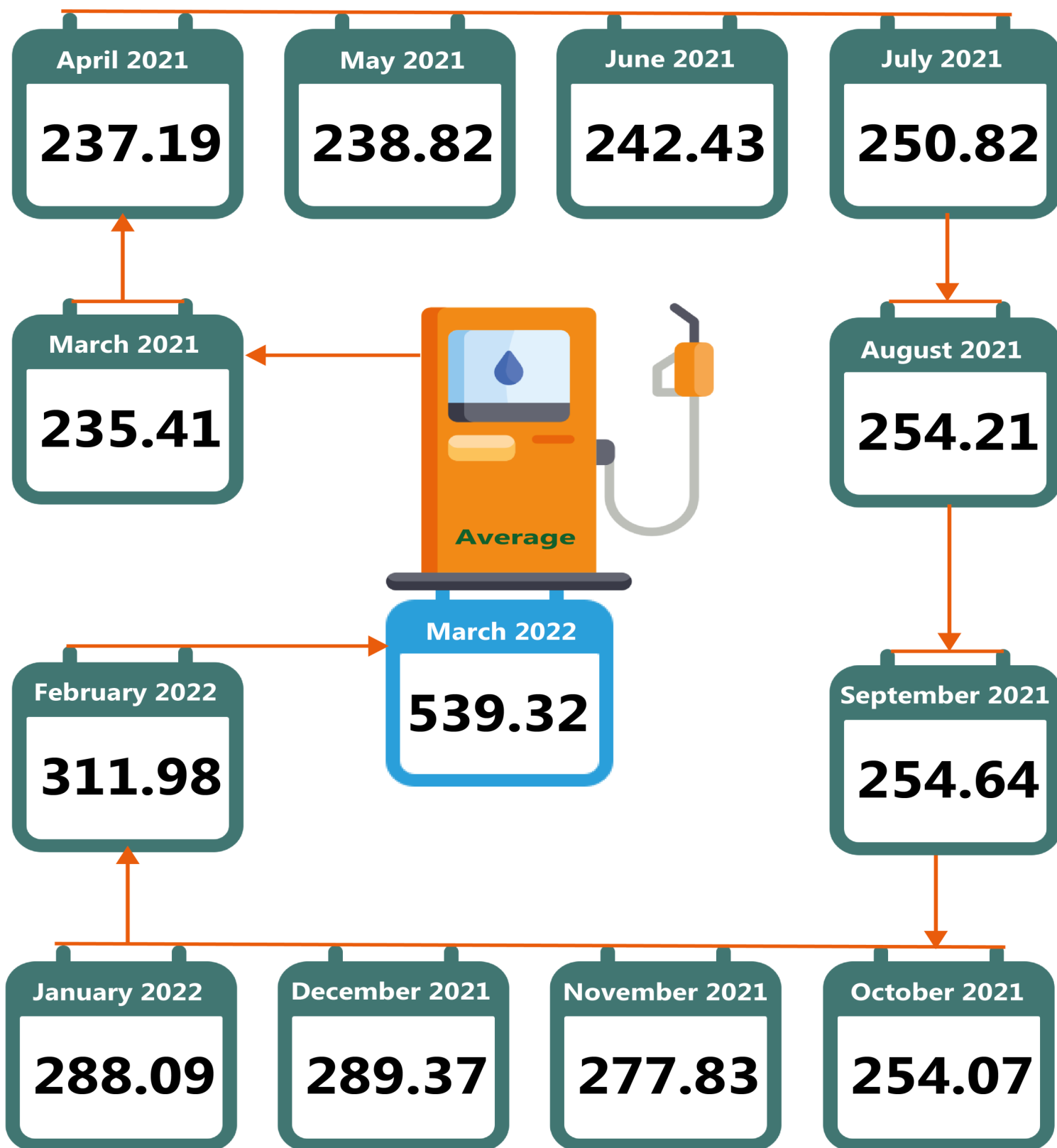
Average Diesel Prices Across Zones



AUTOMOTIVE GAS OIL (DIESEL) PRICE WATCH

- MARCH 2022

12 Months Average Prices



METHODOLOGY

Field work is done solely by over 700 NBS Staff in all States of the federation supported by supervisors who are monitored by internal and external observers.

Fuel Prices are collected across all the 774 local governments across all States and the FCT from over 10,000 respondents and locations and reflect actual prices households state they actually bought those fuels together with the prices reportedly sold by the fuel suppliers.

The average of the prices is reported for each state and the country.

NBS audit team subsequently conducts randomly selected verification of prices recorded.

APPENDIX

AUTOMOTIVE GAS OIL (DIESEL) AVERAGE PRICES PER LITRE

	Mar-21	Feb-22	Mar-22	YoY	MoM
NORTH CENTRAL	236.26	319.05	508.57	116.12	59.91
Abuja	239.00	305.50	525.00	119.67	71.85
Benue	264.91	303.33	518.00	95.54	70.77
Kogi	228.57	312.00	540.00	136.25	73.08
Kwara	249.40	330.00	512.00	105.30	55.15
Nassarawa	226.10	315.00	450.00	99.03	42.86
Niger	238.33	312.14	515.00	116.08	64.99
Plateau	207.50	355.40	500.00	140.96	40.69
NORTH EAST	248.55	289.50	450.17	81.12	55.50
Adamawa	241.26	307.33	544.00	125.48	77.01
Bauchi	257.50	275.00	408.00	58.45	48.36
Borno	275.30	265.50	432.00	56.92	62.71
Gombe	231.25	330.00	455.00	96.76	37.88
Taraba	256.00	319.17	450.00	75.78	40.99
Yobe	230.00	240.00	412.00	79.13	71.67
NORTH WEST	231.40	268.84	529.03	128.63	96.79
Jigawa	226.67	295.42	550.00	142.65	86.18
Kaduna	235.50	279.86	502.22	113.26	79.46
Kano	230.00	250.06	620.00	169.57	147.94
Katsina	236.88	314.13	585.00	146.97	86.23
Kebbi	222.78	231.67	450.00	102.00	94.24
Sokoto	235.00	250.73	450.00	91.49	79.48
Zamfara	232.95	260.00	546.00	134.39	110.00
SOUTH EAST	235.24	328.35	567.22	141.12	72.75
Abia	233.33	310.50	645.00	176.43	107.73
Anambra	233.46	310.33	583.00	149.72	87.86
Ebonyi	242.50	346.25	644.00	165.57	85.99
Enugu	221.92	339.09	511.88	130.65	50.96
Imo	245.00	335.60	452.22	84.58	34.75
SOUTH SOUTH	233.39	335.55	573.29	145.64	70.85
Akwa Ibom	244.44	310.00	570.00	133.18	83.87
Bayelsa	239.17	300.00	485.67	103.07	61.89
Cross River	244.29	346.33	561.56	129.88	62.15
Delta	229.42	355.38	575.00	150.64	61.80
Edo	231.78	373.18	632.50	172.89	69.49
Rivers	211.25	328.40	615.00	191.12	87.27
SOUTH WEST	228.12	339.30	619.11	171.40	82.47
Ekiti	215.36	312.14	672.14	212.11	115.33
Lagos	240.45	335.94	668.75	178.12	99.07
Ogun	227.92	345.00	512.00	124.64	48.41
Ondo	221.92	333.33	622.00	180.28	86.60
Osun	224.00	337.00	607.78	171.33	80.35
Oyo	239.06	372.38	632.00	164.37	69.72
NATIONAL	235.41	311.98	539.32	129.10	72.87

STATES WITH THE HIGHEST AVERAGE PRICES		
Ekiti		672.14
Lagos		668.75
Abia		645.00
STATES WITH THE LOWEST AVERAGE PRICES		
Borno		432.00
Yobe		412.00
Bauchi		408.00

CONTACT



National Bureau of Statistics

Head Office

Plot 762 Independence Avenue,
Central Business District, Garki
Abuja.

Sunday J. Ichedi

Information Desk

Head, Communication & Public
Relations Department (C&PRD)
Phone: +2348037051701
sjichedi@nigerianstat.gov.ng

Moses Mathew

Statistical Information Officer

Phone: +2347069071157
matmoses@nigerianstat.gov.ng

Nuhu Joseph Waney II

Chief of Protocol

Phone: +2348037020063
jwnuhu@nigerianstat.gov.ng



@nbs_nigeria



NBSNigeria



Nbs_nigeria

