



NATIONAL BUREAU OF STATISTICS

# Transport Fare Watch

---

(FEBRUARY 2022)



**Report Date: March 2022**

**Data Source: National Bureau of Statistics (NBS)**

# CONTENT

|  |    |
|--|----|
| <b>Executive Summary</b> .....                                       | 3  |
| <b>Average Transport Fare Across States</b>                          |    |
| - States Bus Journey Within City, Per Drop Constant Route .....      | 5  |
| - States Bus Journey Intercity, State Route, Charge per person ..... | 6  |
| - Air Fare Charge for Specified Routes Single Journey .....          | 7  |
| - Journey by Motorcycle (Okada) Per Drop .....                       | 8  |
| - Waterway Passenger Transport .....                                 | 9  |
| <b>Average Transport Fare by Categories - All Zones</b>              |    |
| North Central.....   | 10 |
| North East.....  | 11 |
| North West.....  | 12 |
| South East .....   | 13 |
| South West .....   | 14 |
| South-South.....   | 15 |
| Methodology .....  | 16 |
| Appendix .....   | 17 |
| Contact .....  | 19 |

## EXECUTIVE SUMMARY

This report shows Transport Fare Watch for February, 2022 covering the following categories: bus journey within the city per drop constant route; bus journey intercity, state route, charge per person; air fare charge for specified routes single journey; journey by motorcycle (Okada) per drop; and water way passenger transport. In February 2022, most of these categories of transport recorded an increase in their fares.

The average fare paid by air passengers for specified routes single journey, increased by 16.88 percent on a month-on-month basis from N38,352.19 in January 2022 to N44,825.04 in February 2022. On a year-on-year, the fare rose by 22.95 percent (N36,458.11) in February 2021. The average fare paid by commuters for bus journey intercity stood at N3,106.72 in February 2022 indicating an increase of 10.90 percent on a month-on-month compared to the value of N2,801.34 in January 2022. The fare also rose by 30.93 percent (N2,372.87) on a year-on-year, in February 2021.

Similarly, the average fare paid by commuters for bus journey within the city per drop, increased by 5.00 percent on a month-on-month from N 476.39 in January 2022 to N500.20 in February 2022. Also, on a year-on-year, the average fare paid by commuters for bus journey within the city per drop rose by 38.44 percent from N 361.31 in February 2021 to N500.20 in February 2022.

In another category, the average fare paid by commuters for journey by motorcycle per drop increased by 11.20 percent on month-on-month from N340.94 in January 2022 to N379.12 in February 2022. In terms of year-on-year, the fare rose by 42.13 percent from N 266.74 in February 2021 to N379.12 in February 2022. The average fare paid for water transport (water way passenger transportation) in February 2022 stood at N 913.13 showing an increase of 2.80 percent on month-on-month from N888.24 in January 2022. On year-on-year, the fare rose by 15.0 percent from N794.02 in February 2021 to N913.13 in February 2022.

At the state level, Abuja recorded the highest air transport charges (for specified routes single journey) with N53,000 in February 2022, followed by Bayelsa with N 50,686. Conversely, Edo, Bauchi and Abia had the least fare with N40,000 each. For intercity bus travel (state route charged per person fare) in February 2022, the highest fare was recorded in Abuja with N4,975.00 followed by Lagos with N4,167.78 respectively. The least fares were recorded in Bauchi and Abia with N 2,017.14 and N 2,058.33. In terms of bus journey within the city (per drop constant route), Zamfara recorded the highest with N771.43 followed by Nasarawa State with N657.5. On the other hand, Abia State recorded N350.50 while Bauchi State recorded the least fares with N100.00. In February 2022, Kwara state had the highest motorcycle transport fare with N595 followed by Lagos with N584.38. The least fare was recorded in Adamawa with N200.50 followed by Kebbi with N181.25.

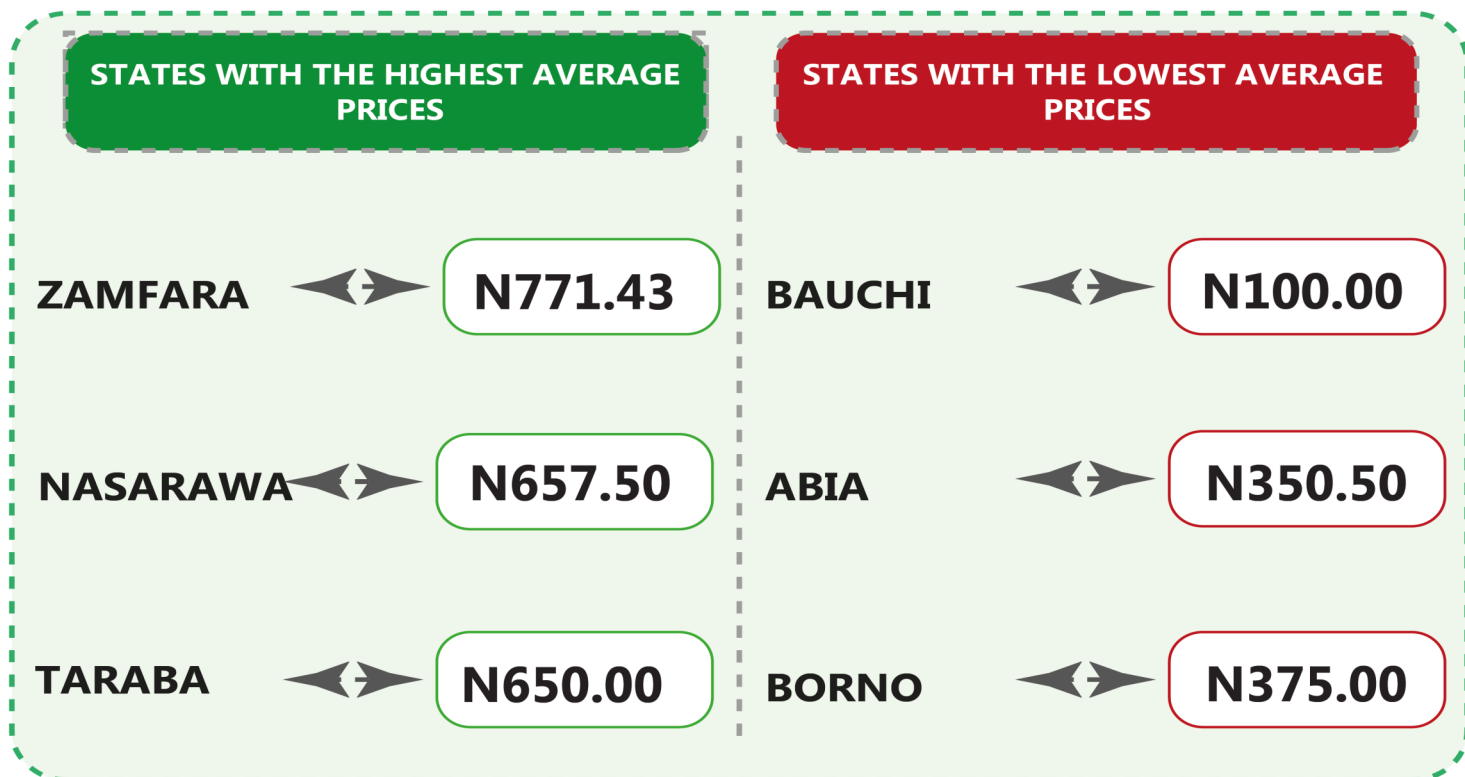
Similarly, water transport recorded the highest fare in Rivers with N2,825 followed by Bayelsa State with N2,757.14 while the least fare was recorded in Gombe followed by Borno with N405.5 and N328.15 respectively.

Looking at the zonal distribution of transport fares, North-Central recorded the highest fares of air transport in February 2022 with N45,968.02 followed by South-South with N45,797.61, while South-West had the least with N43,297.69. In terms of bus journey intercity, the North-Central had the highest fare with N 3,402.85 followed by South-West with N3,322.72 while the South-South recorded the least with N 2,748.28. In February 2022, transport fare of bus journey within the city recorded the highest in the NorthWest with N556.28 followed by South-West with N528.81 while the South-East recorded the least with N445.62. Also, commuters on motorcycle (Okada) paid the highest fare in the SouthWest with N433.34 followed by South-South with N428.69 while the North-West recorded the least with N248.51. South-South zone had the highest charges paid on water transport with N2,107.84 followed by South-West with N798.55, while North-East had the least fare with N553.88.

# TRANSPORT FARE WATCH - FEBRUARY 2022

Average Transport Fare Across States

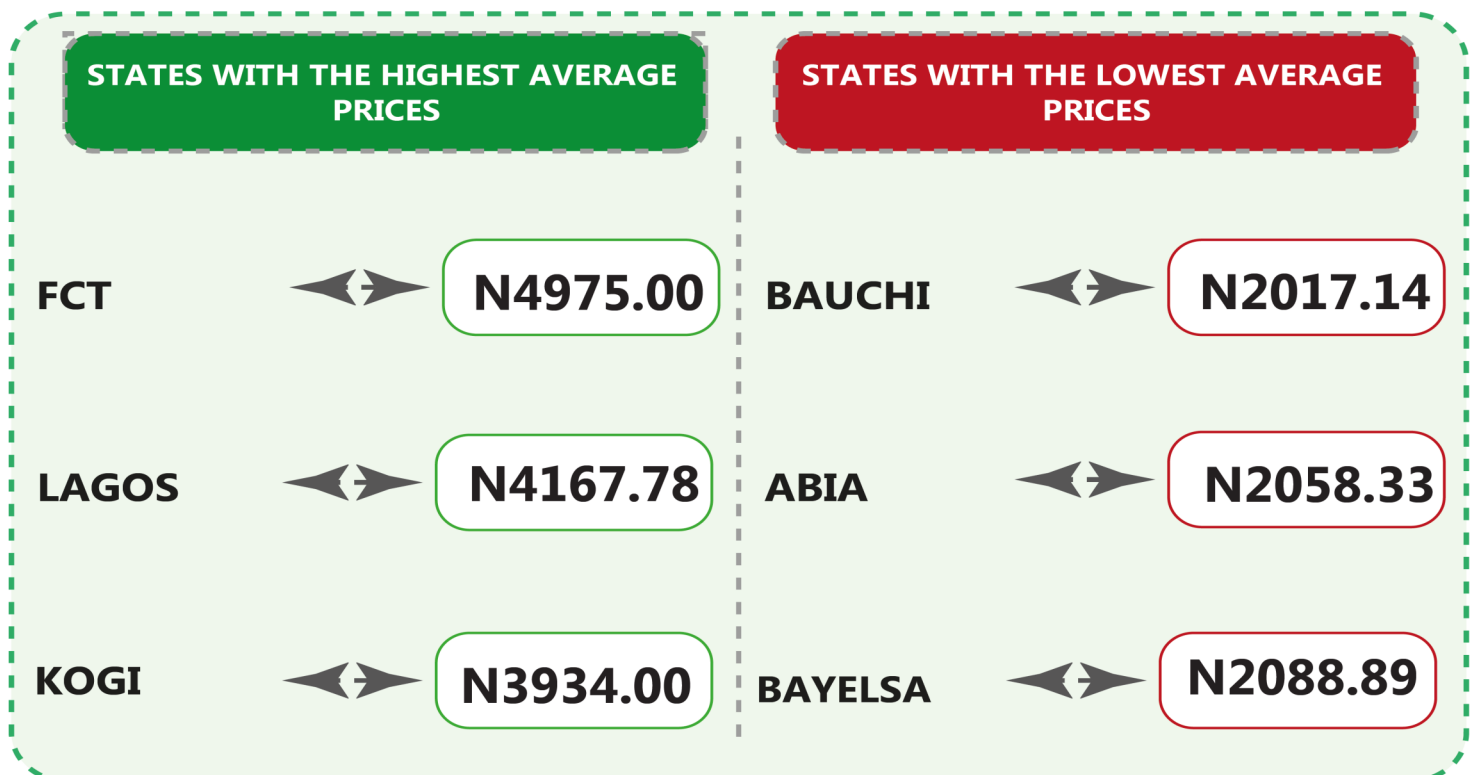

-Bus Journey Within City , Per Drop Constant Route



# TRANSPORT FARE WATCH - FEBRUARY 2022

Average Transport Fare Across States

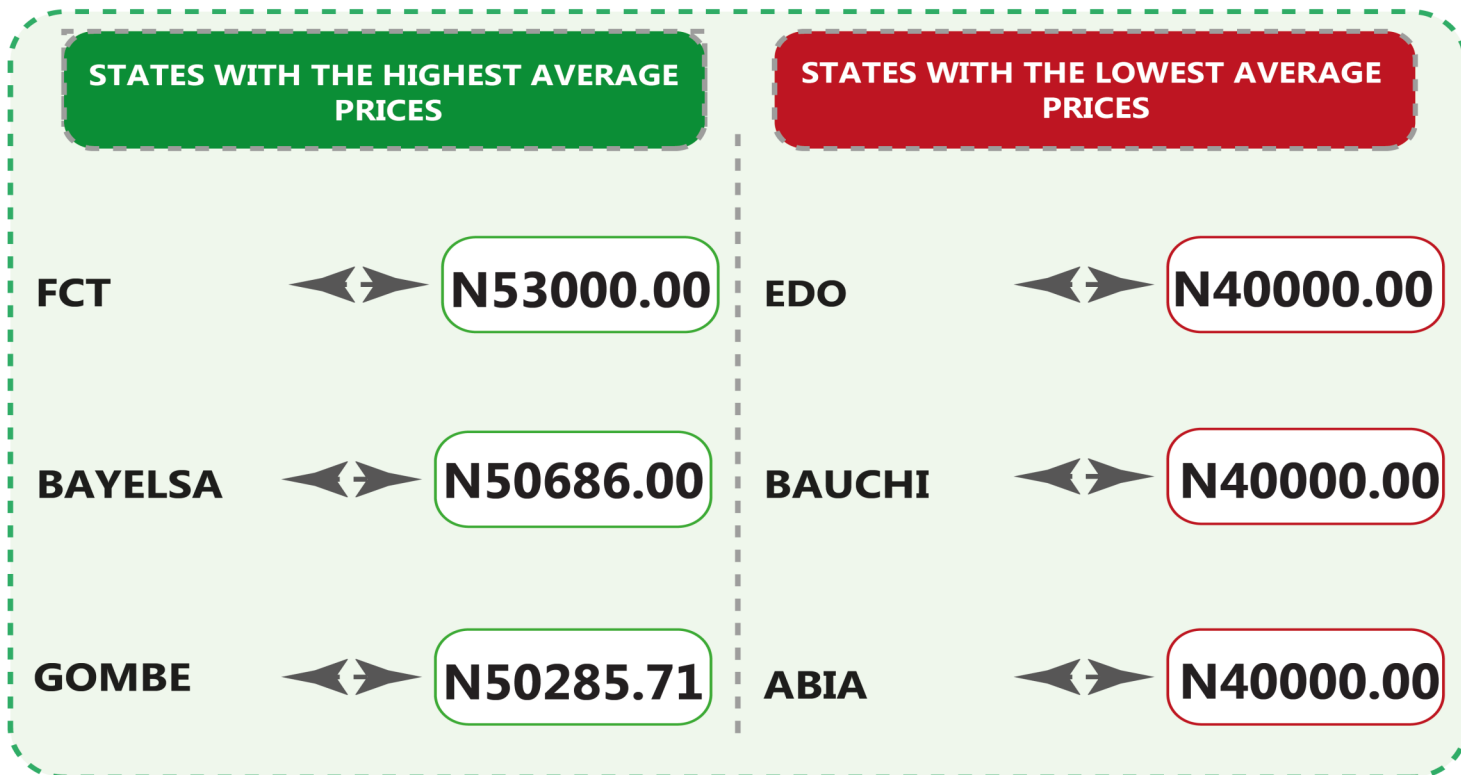
-Bus Journey Intercity, State Route, Charge Per Person



# TRANSPORT FARE WATCH - FEBRUARY 2022

Average Transport Fare Across States

-Air Fare Charge For Specified Routes Single Journey



# TRANSPORT FARE WATCH - FEBRUARY 2022

Average Transport Fare Across States  
-Journey by Motorcycle (Okada) Per Drop



YoY = 42.13%

**N266.74**

FEBRUARY 2021



MoM = 11.20%

**N340.94**

JANUARY 2022

**N379.12**

## STATES WITH THE HIGHEST AVERAGE PRICES

KWARA

**N595.00**

LAGOS

**N584.38**

YOBE

**N562.50**

## STATES WITH THE LOWEST AVERAGE PRICES

KEBBI

**N181.25**

ADAMAWA

**N200.50**

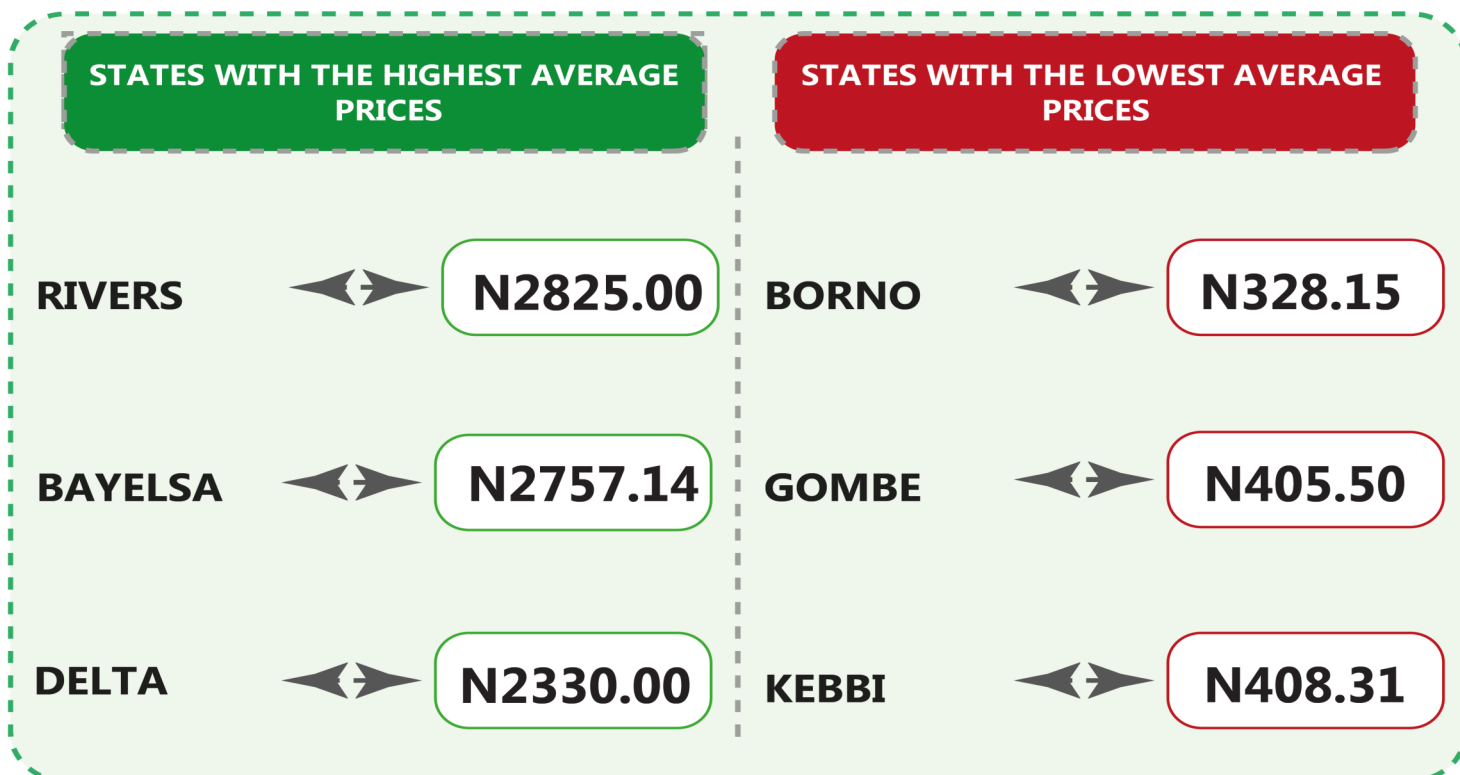
KADUNA

**N227.06**



# TRANSPORT FARE WATCH - FEBRUARY 2022

Average Transport Fare Across States  
-Waterway Passenger Transport



# TRANSPORT FARE WATCH - FEBRUARY 2022

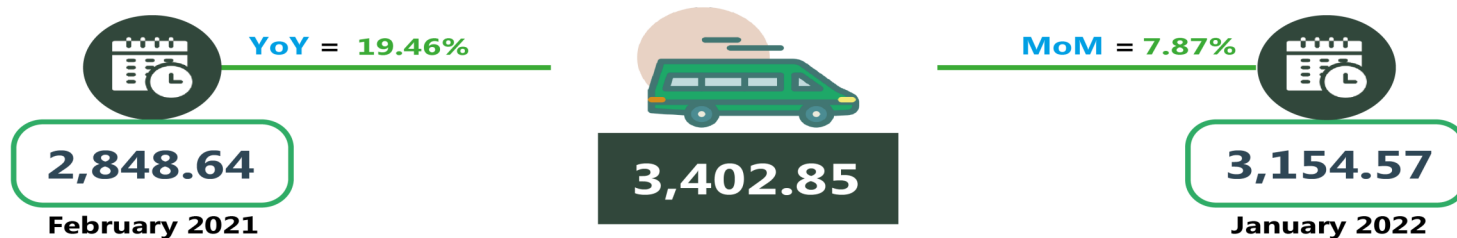
Average Transport Fare by Categories  
NORTH CENTRAL



## BUS JOURNEY WITHIN CITY, PER DROP CONSTANT ROUTE



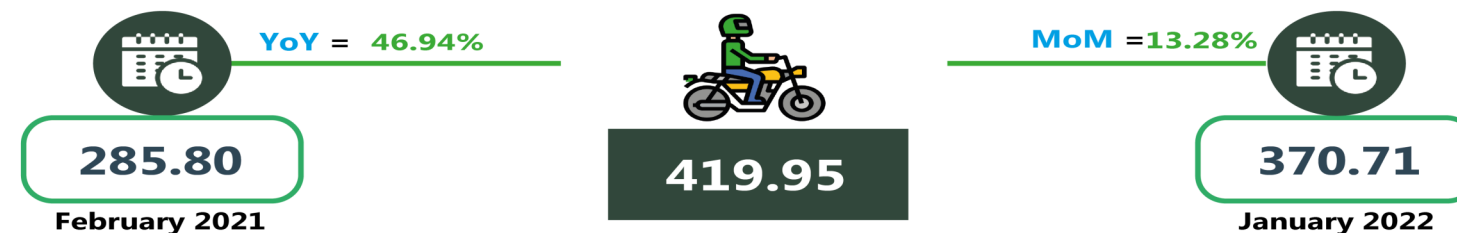
## BUS JOURNEY INTERCITY, STATE ROUTE, CHARGE PER PERSON



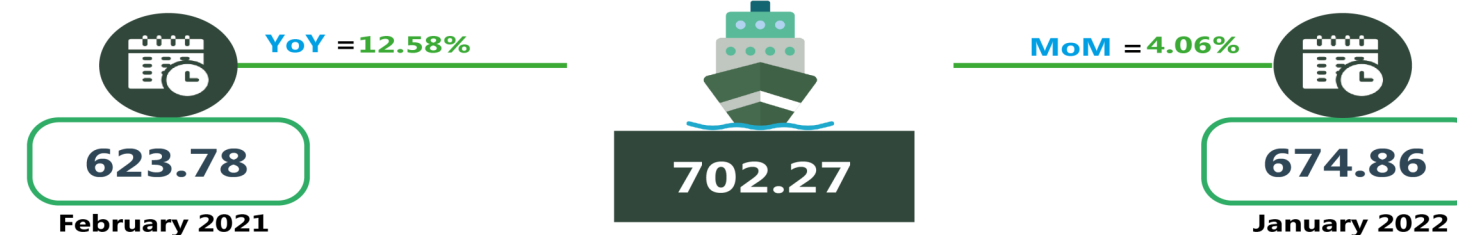
## AIR FARE CHARGE FOR SPECIFIED ROUTES SINGLE JOURNEY



## JOURNEY BY MOTORCYCLE (OKADA) PER DROP



## WATER TRANSPORT: WATER WAY PASSENGER TRANSPORTATION



# TRANSPORT FARE WATCH - FEBRUARY 2022

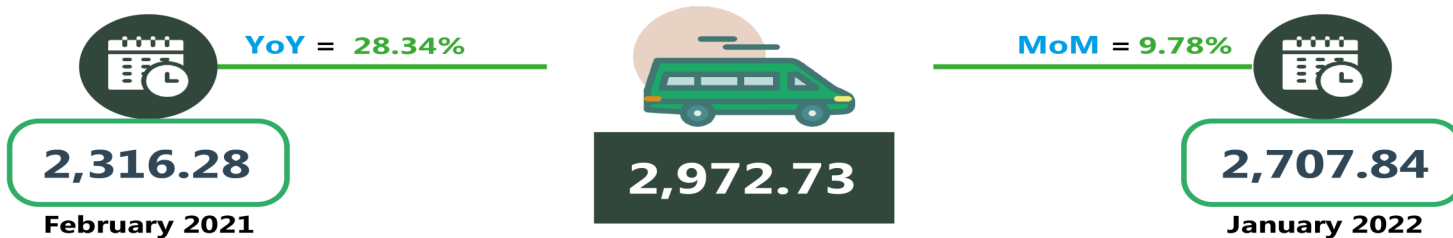
## Average Transport Fare by Categories NORTH EAST



### BUS JOURNEY WITHIN CITY, PER DROP CONSTANT ROUTE



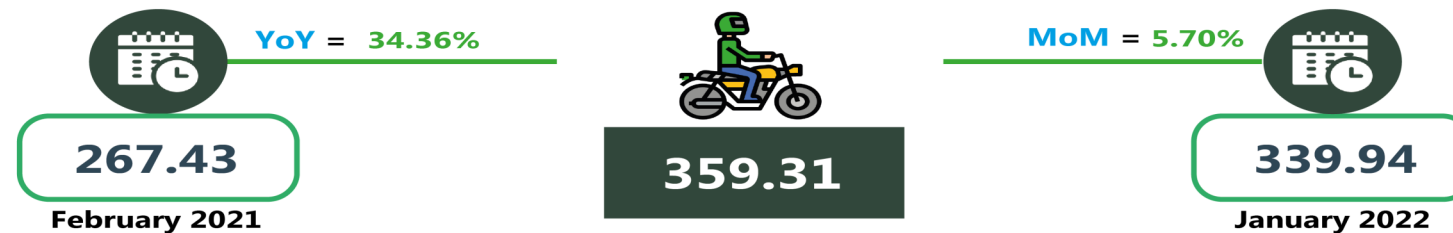
### BUS JOURNEY INTERCITY, STATE ROUTE, CHARGE PER PERSON



### AIR FARE CHARGE FOR SPECIFIED ROUTES SINGLE JOURNEY



### JOURNEY BY MOTORCYCLE (OKADA) PER DROP



### WATER TRANSPORT: WATER WAY PASSENGER TRANSPORTATION



# TRANSPORT FARE WATCH - FEBRUARY 2022

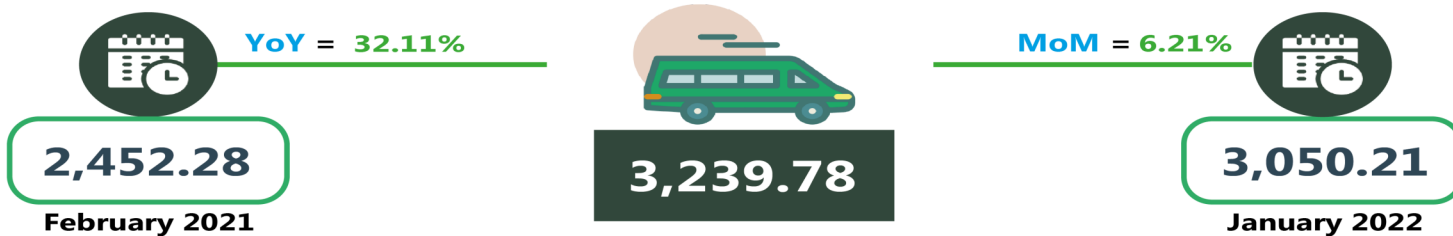
Average Transport Fare by Categories  
NORTH WEST



## BUS JOURNEY WITHIN CITY, PER DROP CONSTANT ROUTE



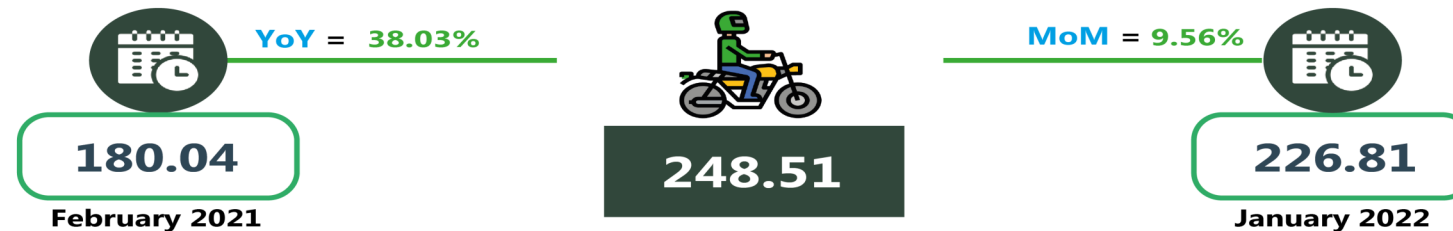
## BUS JOURNEY INTERCITY, STATE ROUTE, CHARGE PER PERSON



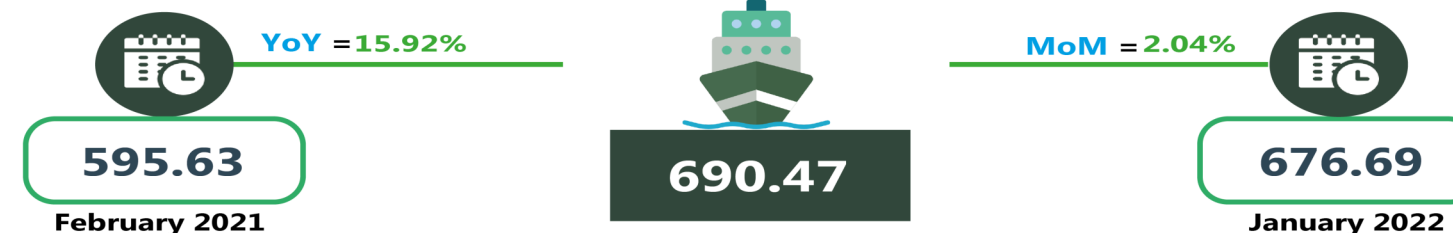
## AIR FARE CHARGE FOR SPECIFIED ROUTES SINGLE JOURNEY



## JOURNEY BY MOTORCYCLE (OKADA) PER DROP



## WATER TRANSPORT: WATER WAY PASSENGER TRANSPORTATION



# TRANSPORT FARE WATCH - FEBRUARY 2022

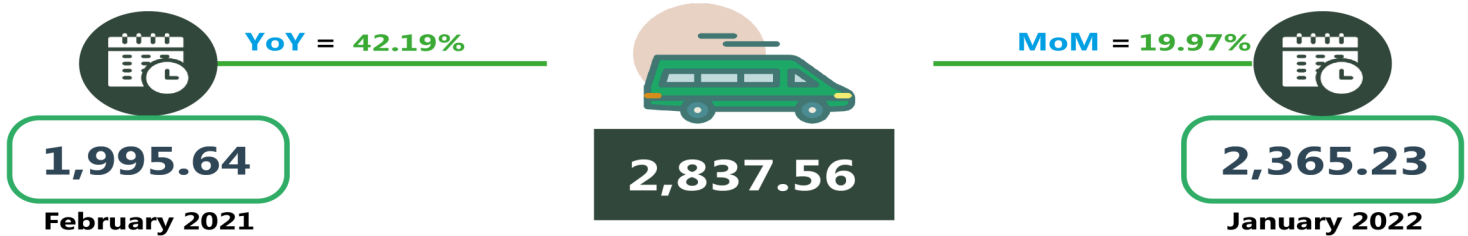
Average Transport Fare by Categories  
SOUTH EAST



## BUS JOURNEY WITHIN CITY, PER DROP CONSTANT ROUTE




## BUS JOURNEY INTERCITY, STATE ROUTE, CHARGE PER PERSON



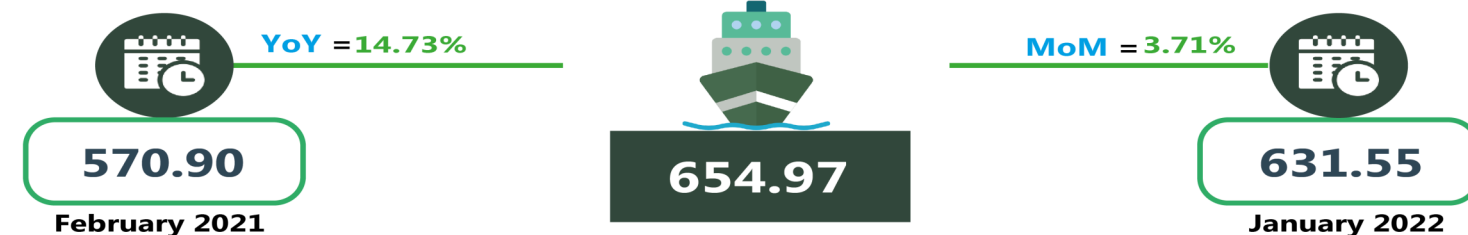
## AIR FARE CHARGE FOR SPECIFIED ROUTES SINGLE JOURNEY



## JOURNEY BY MOTORCYCLE (OKADA) PER DROP



## WATER TRANSPORT: WATER WAY PASSENGER TRANSPORTATION



# TRANSPORT FARE WATCH - FEBRUARY 2022

Average Transport Fare by Categories  
SOUTH WEST



## BUS JOURNEY WITHIN CITY, PER DROP CONSTANT ROUTE




## BUS JOURNEY INTERCITY, STATE ROUTE, CHARGE PER PERSON



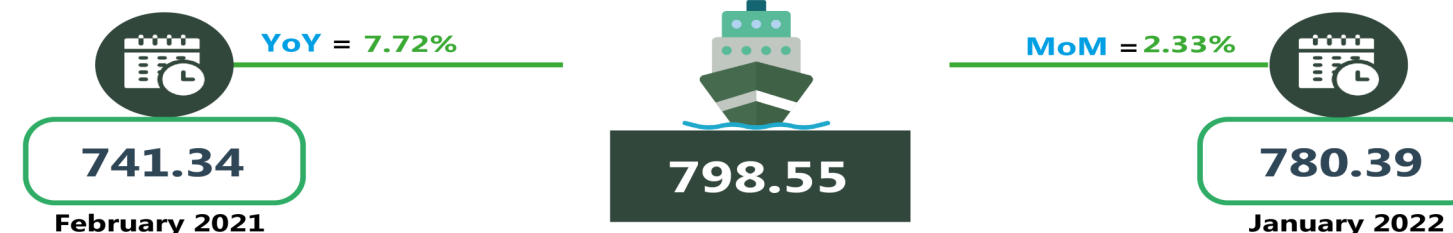
## AIR FARE CHARGE FOR SPECIFIED ROUTES SINGLE JOURNEY



## JOURNEY BY MOTORCYCLE (OKADA) PER DROP



## WATER TRANSPORT: WATER WAY PASSENGER TRANSPORTATION



# TRANSPORT FARE WATCH - FEBRUARY 2022

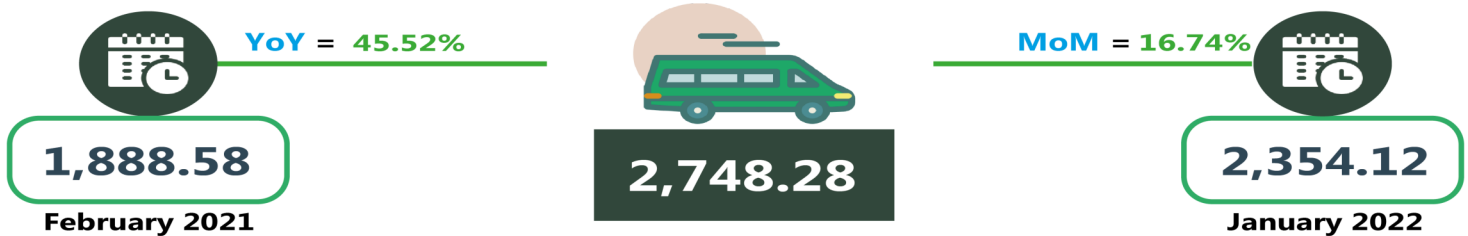
Average Transport Fare by Categories  
SOUTH SOUTH



## BUS JOURNEY WITHIN CITY, PER DROP CONSTANT ROUTE



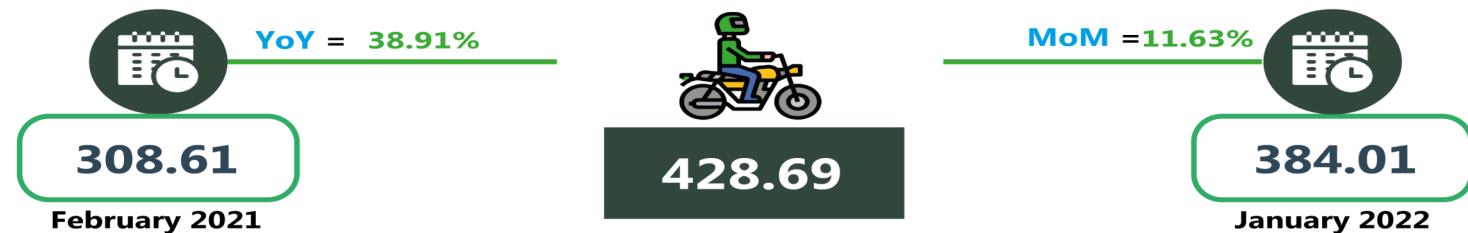
## BUS JOURNEY INTERCITY, STATE ROUTE, CHARGE PER PERSON



## AIR FARE CHARGE FOR SPECIFIED ROUTES SINGLE JOURNEY



## JOURNEY BY MOTORCYCLE (OKADA) PER DROP



## WATER TRANSPORT: WATER WAY PASSENGER TRANSPORTATION



## METHODOLOGY

Field work is done solely by over 700 NBS Staff in all States of the federation supported by supervisors who are monitored by internal and external observers.

Prices are collected across all the 774 local governments across all States and the FCT from over 10,000 respondents and locations and reflect actual fare households state they actually paid for those services.

The average of all these fares is then reported for each state and the average for the country is the average for the state.

NBS audit team subsequently conducts randomly selected verification of fares recorded.



## APPENDIX

| NATIONAL FARE                                      | Average of Feb-21 | Average of Jan-22 | Average of Feb-22 | MoM   | YoY   |
|--|-------------------|-------------------|-------------------|-------|-------|
| Air fare charg.for specified routes single journey | 36,458.11         | 38,352.19         | 44,825.04         | 16.88 | 22.95 |
| Bus journey intercity, state route, charg. per per | 2,372.87          | 2,801.34          | 3,106.72          | 10.90 | 30.93 |
| Bus journey within city , per drop constant rou    | 361.31            | 476.39            | 500.20            | 5.00  | 38.44 |
| Journey by motorcycle (okada) per drop             | 266.74            | 340.94            | 379.12            | 11.20 | 42.13 |
| Water transport : water way passenger transportat  | 794.02            | 888.24            | 913.13            | 2.80  | 15.00 |

| <b>Zonal Transport Fare Watch</b>                  |                          |                          |                          |            |            |
|--|--------------------------|--------------------------|--------------------------|------------|------------|
|  | <b>Average of Feb-21</b> | <b>Average of Jan-22</b> | <b>Average of Feb-22</b> | <b>MoM</b> | <b>YoY</b> |
| <b>NORTH CENTRAL</b>                               |                          |                          |                          |            |            |
| Air fare charg.for specified routes single journey | 36,100.00                | 38,209.33                | 45,968.02                | 20.31      | 27.34      |
| Bus journey intercity, state route, charg. per per | 2,848.64                 | 3,154.57                 | 3,402.85                 | 7.87       | 19.46      |
| Bus journey within city , per drop constant rou    | 364.20                   | 460.47                   | 495.79                   | 7.67       | 36.13      |
| Journey by motorcycle (okada) per drop             | 285.80                   | 370.71                   | 419.95                   | 13.28      | 46.94      |
| Water transport : water way passenger transportat  | 623.78                   | 674.86                   | 702.27                   | 4.06       | 12.58      |
| <b>NORTH EAST</b>                                  |                          |                          |                          |            |            |
| Air fare charg.for specified routes single journey | 36,650.00                | 38,874.48                | 45,547.62                | 17.17      | 24.28      |
| Bus journey intercity, state route, charg. per per | 2,316.28                 | 2,707.84                 | 2,972.73                 | 9.78       | 28.34      |
| Bus journey within city , per drop constant rou    | 382.47                   | 520.27                   | 464.17                   | -10.78     | 21.36      |
| Journey by motorcycle (okada) per drop             | 267.43                   | 339.94                   | 359.31                   | 5.70       | 34.36      |
| Water transport : water way passenger transportat  | 466.04                   | 548.82                   | 553.88                   | 0.92       | 18.85      |
| <b>NORTH WEST</b>                                  |                          |                          |                          |            |            |
| Air fare charg.for specified routes single journey | 36,007.14                | 37,912.37                | 43,672.12                | 15.19      | 21.29      |
| Bus journey intercity, state route, charg. per per | 2,452.28                 | 3,050.21                 | 3,239.78                 | 6.21       | 32.11      |
| Bus journey within city , per drop constant rou    | 385.58                   | 515.84                   | 556.28                   | 7.84       | 44.27      |
| Journey by motorcycle (okada) per drop             | 180.04                   | 226.81                   | 248.51                   | 9.56       | 38.03      |
| Water transport : water way passenger transportat  | 595.63                   | 676.69                   | 690.47                   | 2.04       | 15.92      |
| <b>SOUTH EAST</b>                                  |                          |                          |                          |            |            |
| Air fare charg.for specified routes single journey | 37,000.00                | 37,861.78                | 44,637.61                | 17.90      | 20.64      |
| Bus journey intercity, state route, charg. per per | 1,995.64                 | 2,365.23                 | 2,837.56                 | 19.97      | 42.19      |
| Bus journey within city , per drop constant rou    | 294.04                   | 394.55                   | 445.62                   | 12.95      | 51.55      |
| Journey by motorcycle (okada) per drop             | 279.30                   | 355.40                   | 404.02                   | 13.68      | 44.65      |
| Water transport : water way passenger transportat  | 570.90                   | 631.55                   | 654.97                   | 3.71       | 14.73      |
| <b>SOUTH SOUTH</b>                                 |                          |                          |                          |            |            |
| Air fare charg.for specified routes single journey | 37,050.00                | 38,472.70                | 45,797.61                | 19.04      | 23.61      |
| Bus journey intercity, state route, charg. per per | 1,888.58                 | 2,354.12                 | 2,748.28                 | 16.74      | 45.52      |
| Bus journey within city , per drop constant rou    | 365.07                   | 472.40                   | 492.85                   | 4.33       | 35.00      |
| Journey by motorcycle (okada) per drop             | 308.61                   | 384.01                   | 428.69                   | 11.63      | 38.91      |
| Water transport : water way passenger transportat  | 1,790.66                 | 2,045.15                 | 2,107.84                 | 3.07       | 17.71      |
| <b>SOUTH WEST</b>                                  |                          |                          |                          |            |            |
| Air fare charg.for specified routes single journey | 36,166.67                | 38,797.84                | 43,297.69                | 11.60      | 19.72      |
| Bus journey intercity, state route, charg. per per | 2,580.42                 | 3,003.02                 | 3,322.72                 | 10.65      | 28.77      |
| Bus journey within city , per drop constant rou    | 360.77                   | 477.22                   | 528.81                   | 10.81      | 46.58      |
| Journey by motorcycle (okada) per drop             | 292.65                   | 385.22                   | 433.34                   | 12.49      | 48.07      |
| Water transport : water way passenger transportat  | 741.34                   | 780.39                   | 798.55                   | 2.33       | 7.72       |

# CONTACT



## National Bureau of Statistics

Head Office

Plot 762 Independence Avenue,  
Central Business District, Garki  
Abuja.

## Sunday J. Ichedi

Information Desk

Head, Communication & Public  
Relations Department (C&PRD)  
Phone: +2348037051701  
sjichedi@nigerianstat.gov.ng

## Moses Mathew

Statistical Information Officer

Phone: +2347069071157  
matmoses@nigerianstat.gov.ng

## Nuhu Joseph Waney II

Chief of Protocol

Phone: +2348037020063  
jwnuhu@nigerianstat.gov.ng



@nbs\_nigeria



NBSNigeria



nbs\_nigeria

