



NATIONAL BUREAU OF STATISTICS

# National Household Kerosene Price Watch

---

(JANUARY 2022)

**Report Date: February 2022**

**Data Source: National Bureau of Statistics (NBS)**

# CONTENT

<b>Executive Summary</b>	<b>3</b>
<b>Average Kerosene Prices per liter across States</b>	<b>4</b>
<b>Average Kerosene Prices per liter across Zones</b>	<b>5</b>
<b>12 Months Average Prices per liter</b>	<b>6</b>
<b>Average Kerosene Prices per gallon across States</b>	<b>7</b>
<b>Average Kerosene Prices per gallon across Zones</b>	<b>8</b>
<b>12 Months Average Prices per gallon</b>	<b>9</b>
<b>Methodology</b>	<b>10</b>
<b>Appendix</b>	<b>11</b>
<b>Contact</b>	<b>13</b>

## EXECUTIVE SUMMARY

The average retail price per litre of Household Kerosene (HHK) paid by consumers in January 2022 stood at ₦437.11 from ₦467.97 in December 2021 showing a decrease of 6.60 percent on a month-on-month. On a year-on-year comparison, the average price increased by 24.69 percent from ₦350.55 in January 2021.


The top three states with the highest average price per litre in January 2022 were Ebonyi with ₦652.78 followed by Cross River with ₦550.00 and Enugu with ₦527.78. While states with the lowest average prices per litre were Bayelsa, Sokoto and Jigawa with ₦277.78, ₦321.43 and ₦326.39 respectively.

The average price per gallon of Household Kerosene paid by consumers decreased to ₦1528.74 in January 2022 from ₦1582.73 in December 2021 indicating a decline in average retail price by 3.41 percent on month-on-month. On a year-on-year, the average price per gallon of kerosene increased by 28.34 percent from ₦1191.13 in January 2021.

The three states with the highest average retail price were Enugu with ₦1988.08 followed by Jigawa with ₦1965.38 and Rivers, ₦1930.26, similarly, states with the lowest price were Adamawa, Yobe and Borno with ₦862.50, ₦1150.00 and ₦1155.00 respectively.

# NATIONAL HOUSEHOLD KEROSENE PRICE WATCH - JANUARY 2022

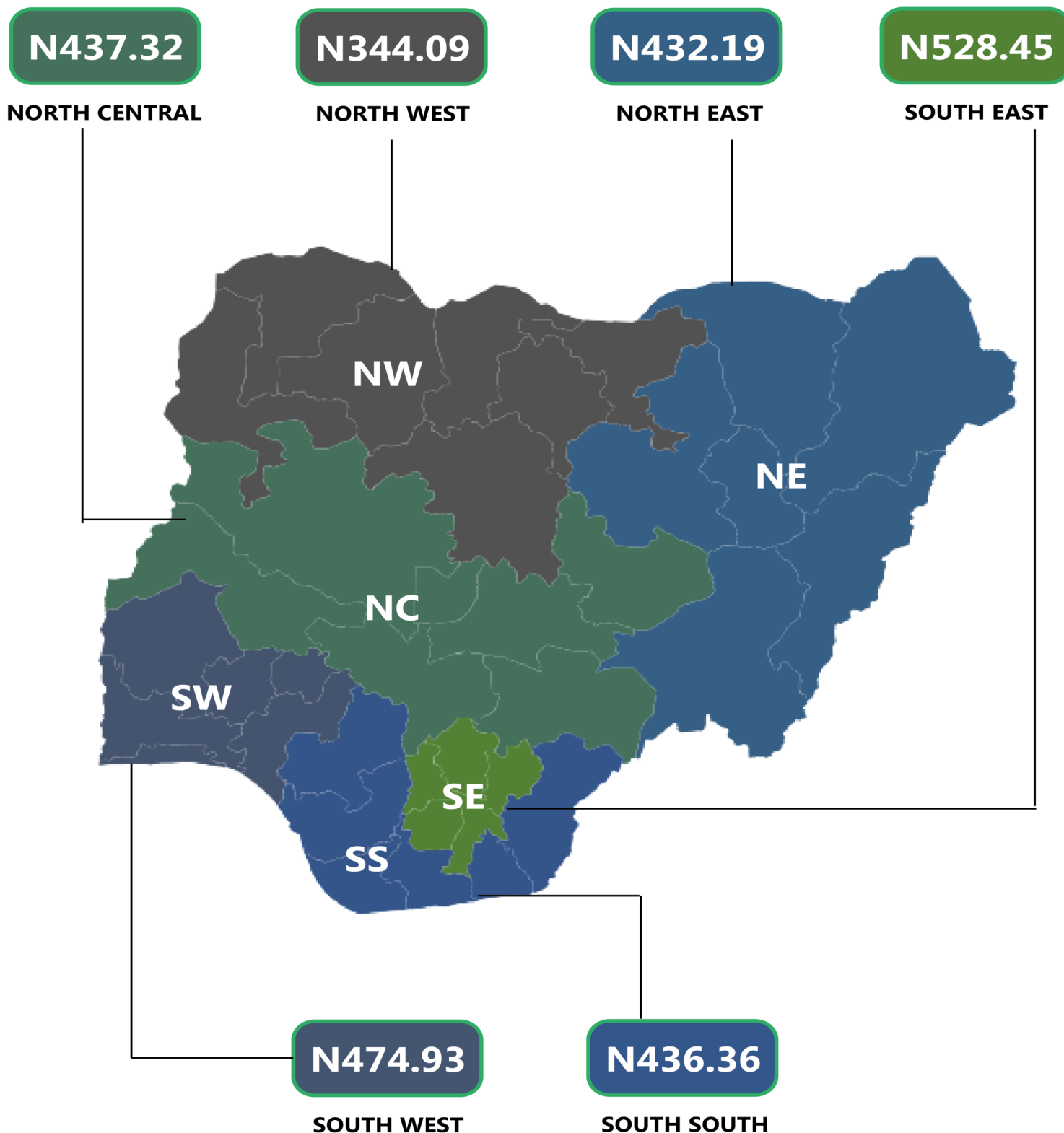
Average Kerosene Prices per litre Across States



STATES WITH THE HIGHEST AVERAGE PRICES		STATES WITH THE LOWEST AVERAGE PRICES	
EBONYI	N652.78	BAYELSA	N277.78
CROSS RIVER	N550.00	SOKOTO	N321.43
ENUGU	N527.78	JIGAWA	N326.39

# NATIONAL HOUSEHOLD KEROSENE PRICE WATCH - JANUARY 2022


Average Kerosene Prices per litre Across Zones



# NATIONAL HOUSEHOLD KEROSENE PRICE WATCH

## - JANUARY 2022

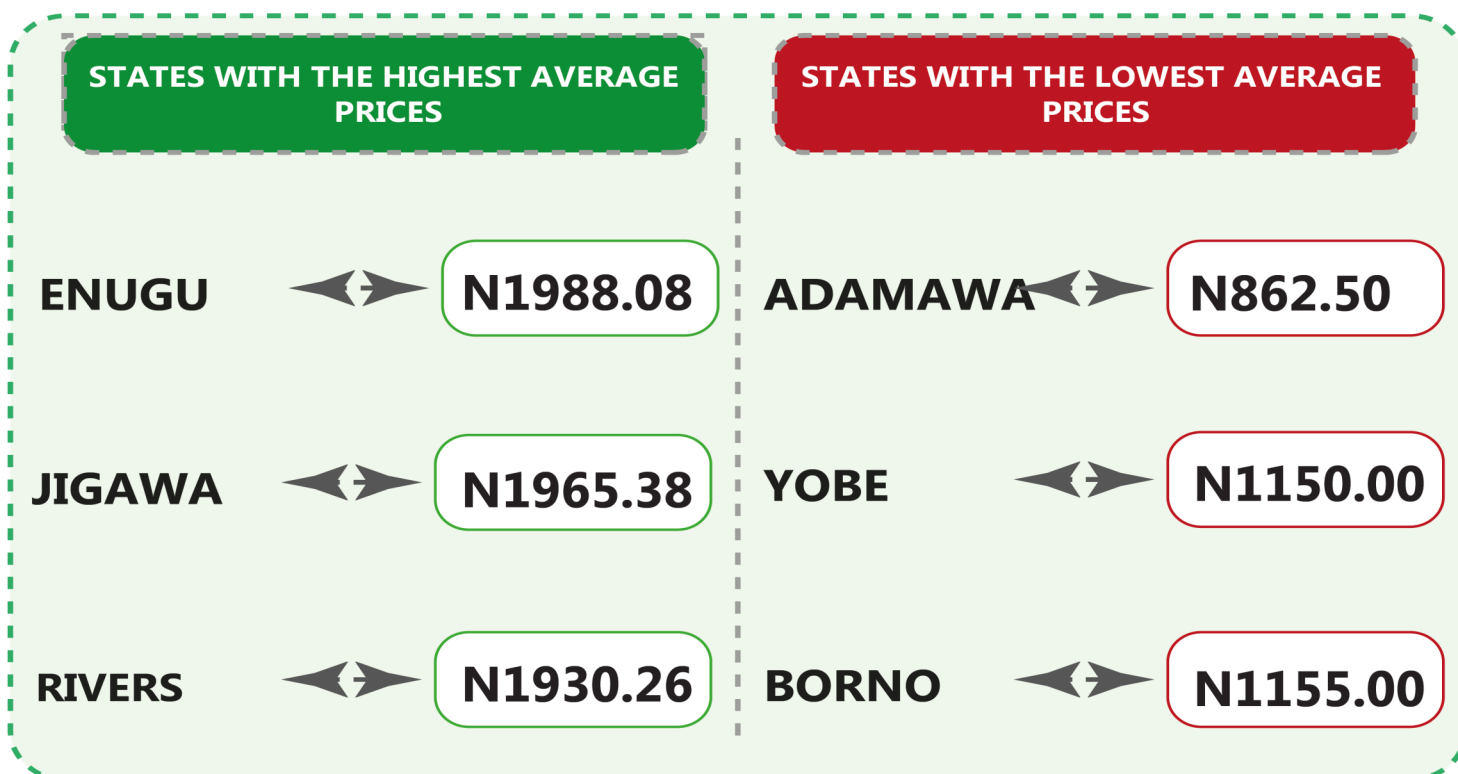
12 Month Average Prices per litre



# NATIONAL HOUSEHOLD KEROSENE PRICE WATCH

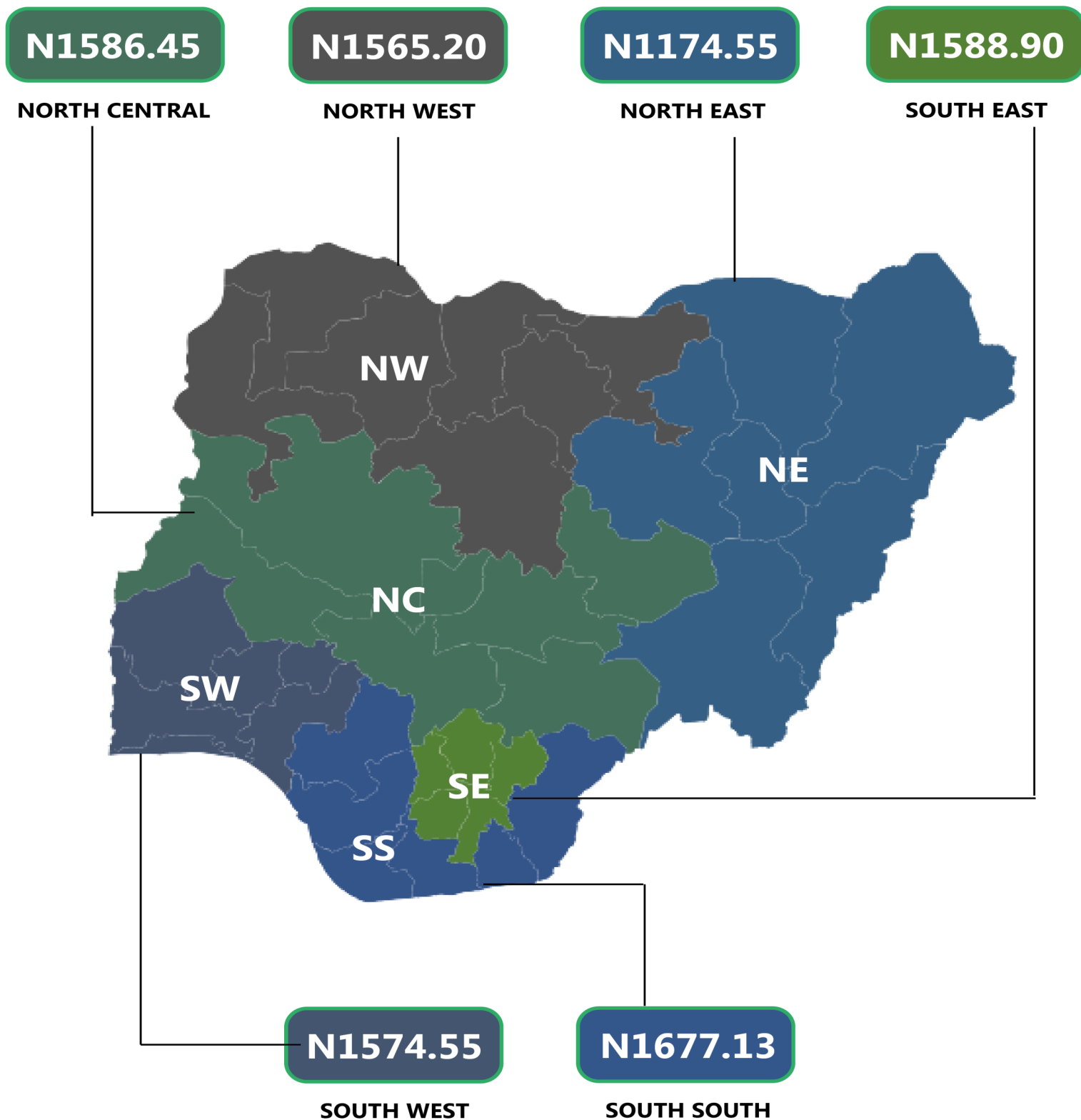
## - JANUARY 2022

### Average Kerosene Prices per gallon Across States



# NATIONAL HOUSEHOLD KEROSENE PRICE WATCH - JANUARY 2022

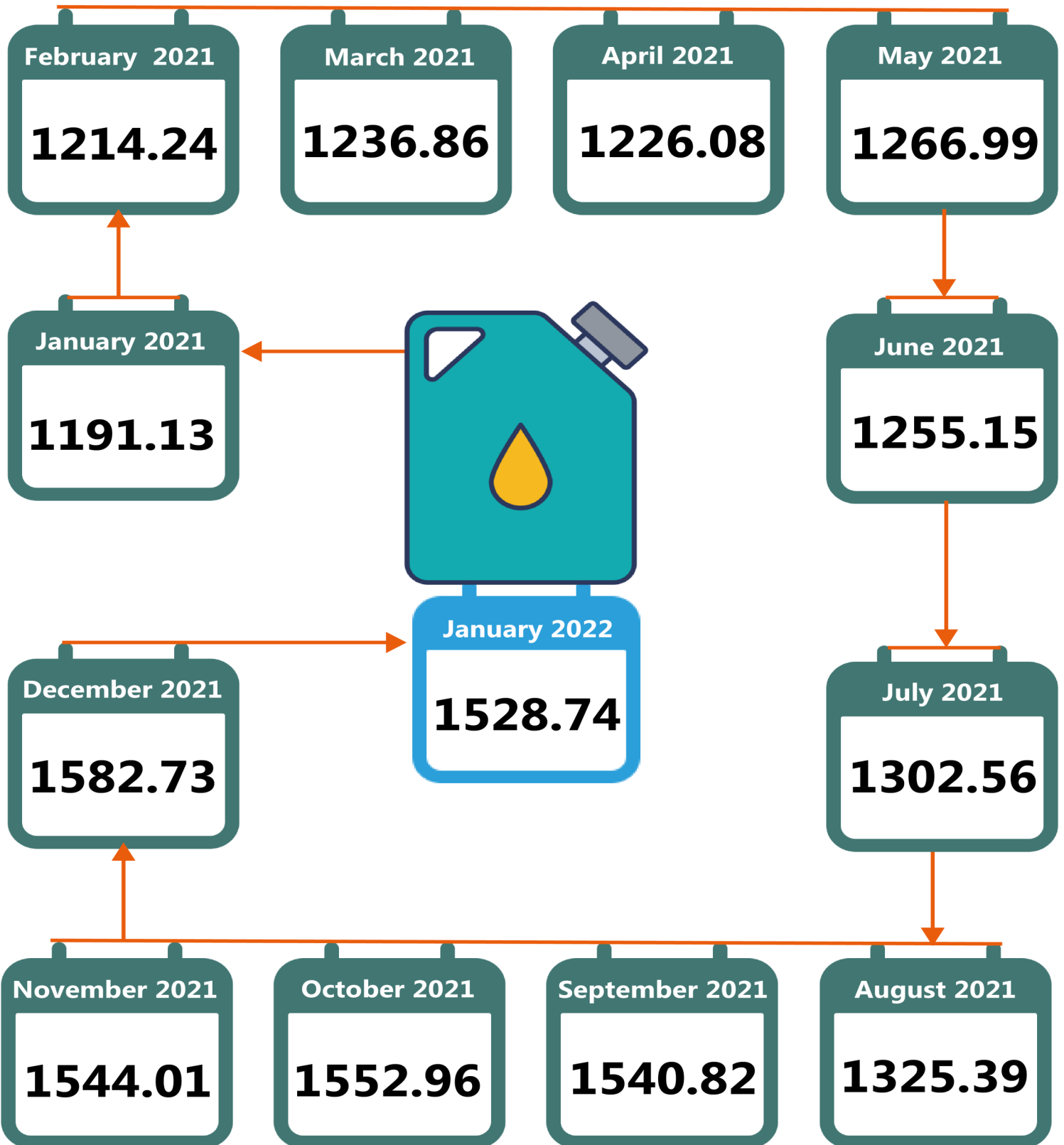
Average Kerosene Prices per gallon Across Zones





# NATIONAL HOUSEHOLD KEROSENE PRICE WATCH - JANUARY 2022

12 Month Average Prices per gallon



## METHODOLOGY

Field work is done solely by over 700 NBS Staff in all States of the federation supported by supervisors who are monitored by internal and external observers.

Fuel Prices are collected across all the 774 local governments across all States and the FCT from over 10,000 respondents and locations and reflect actual prices households state they actually bought those fuels together with the prices reportedly sold by the fuel suppliers.

The average of all these prices is then reported for each state and the average for the country is the average for the state.

NBS audit team subsequently conducts randomly selected verification of prices recorded.

## APPENDIX

### HOUSEHOLD KEROSENE PRICE WATCH (PER LITRE)

#### AVERAGE PRICE OF NHK PER LITRE

	Average of Jan-21	Average of Dec-21	Average of Jan-22	MoM	YoY
<b>NORTH CENTRAL</b>	<b>359.00</b>	<b>454.32</b>	<b>437.32</b>		
Abuja	366.67	500.00	400.00	-20.00	9.09
Benue	441.67	451.85	415.24	-8.10	-5.98
Kogi	330.39	538.75	466.67	-13.38	41.25
Kwara	358.33	355.60	491.11	38.11	37.05
Nasarawa	355.56	384.85	416.00	8.09	17.00
Niger	300.00	428.33	449.33	4.90	49.78
Plateau	360.42	520.83	422.86	-18.81	17.32
<b>NORTH EAST</b>	<b>372.38</b>	<b>461.84</b>	<b>432.19</b>	<b>-6.42</b>	<b>16.06</b>
Adamawa	361.11	392.59	405.56	3.30	12.31
Bauchi	387.99	472.22	466.67	-1.18	20.28
Borno	342.42	406.61	377.78	-7.09	10.32
Gombe	394.44	536.67	479.63	-10.63	21.60
Taraba	430.00	529.63	515.00	-2.76	19.77
Yobe	318.33	433.33	348.48	-19.58	9.47
<b>NORTH WEST</b>	<b>340.65</b>	<b>471.40</b>	<b>344.09</b>	<b>-27.01</b>	<b>1.01</b>
Jigawa	321.43	466.30	326.39	-30.00	1.54
Kaduna	379.82	425.33	375.00	-11.83	-1.27
Kano	380.95	503.33	348.48	-30.76	-8.52
Katsina	326.19	494.52	363.10	-26.58	11.31
Kebbi	358.33	388.67	333.33	-14.24	-6.98
Sokoto	321.67	488.33	321.43	-34.18	-0.07
Zamfara	296.15	533.33	340.91	-36.08	15.11
<b>SOUTH EAST</b>	<b>371.63</b>	<b>512.69</b>	<b>528.45</b>	<b>3.07</b>	<b>42.20</b>
Abia	366.85	585.00	507.84	-13.19	38.43
Anambra	335.56	397.18	453.85	14.27	35.25
Ebonyi	400.00	687.50	652.78	-5.05	63.19
Enugu	389.81	476.89	527.78	10.67	35.39
Imo	365.91	416.88	500.00	19.94	36.65
<b>SOUTH SOUTH</b>	<b>308.45</b>	<b>433.51</b>	<b>436.36</b>	<b>0.66</b>	<b>41.47</b>
Akwa Ibom	318.06	500.00	472.73	-5.45	48.63
Bayelsa	244.05	300.00	277.78	-7.41	13.82
Cross River	372.55	521.93	550.00	5.38	47.63
Delta	280.77	402.22	457.78	13.81	63.04
Edo	360.71	476.92	454.63	-4.67	26.04
Rivers	274.56	400.00	405.26	1.32	47.60
<b>SOUTH WEST</b>	<b>354.92</b>	<b>483.23</b>	<b>474.93</b>	<b>-1.72</b>	<b>33.81</b>
Ekiti	331.37	552.08	500.00	-9.43	50.89
Lagos	402.67	427.19	449.07	5.12	11.53
Ogun	346.67	491.11	470.83	-4.13	35.82
Ondo	346.88	476.92	473.81	-0.65	36.59
Osun	345.37	496.49	517.78	4.29	49.92
Oyo	356.56	455.56	438.10	-3.83	22.87
<b>NATIONAL</b>	<b>350.55</b>	<b>467.97</b>	<b>437.11</b>	<b>-6.60</b>	<b>24.69</b>

## HOUSEHOLD KEROSENE PRICE WATCH (PER GALLON)

### AVERAGE PRICE OF NHK PER GALLON

	Average of Jan- 21	Average of Dec- 21	Average of Jan- 22	MoM	YoY
<b>NORTH CEN- TRAL</b>	<b>1,295.24</b>	<b>1,676.06</b>	<b>1,586.45</b>	<b>-5.35</b>	<b>22.48</b>
Abuja	1,131.25	1,621.67	1,310.00	-19.22	15.80
Benue	1,430.00	1,485.71	1,437.14	-3.27	0.50
Kogi	1,257.22	1,676.82	1,701.00	1.44	35.30
Kwara	1,290.00	1,612.50	1,570.00	-2.64	21.71
Nasarawa	1,465.50	1,938.64	1,560.36	-19.51	6.47
Niger	1,170.00	1,433.18	1,646.67	14.90	40.74
Plateau	1,322.73	1,963.89	1,880.00	-4.27	42.13
<b>NORTH EAST</b>	<b>1,148.98</b>	<b>1,323.54</b>	<b>1,174.55</b>	<b>-11.26</b>	<b>2.23</b>
Adamawa	875.00	1,006.25	862.50	-14.29	-1.43
Bauchi	1,155.56	1,380.00	1,345.25	-2.52	16.42
Borno	1,081.11	1,181.25	1,155.00	-2.22	6.83
Gombe	1,435.56	1,291.67	1,155.56	-10.54	-19.50
Taraba	1,220.00	1,917.78	1,379.00	-28.09	13.03
Yobe	1,126.67	1,164.29	1,150.00	-1.23	2.07
<b>NORTH WEST</b>	<b>1,232.60</b>	<b>1,499.94</b>	<b>1,565.20</b>	<b>4.35</b>	<b>26.98</b>
Jigawa	1,300.77	2,004.44	1,965.38	-1.95	51.09
Kaduna	1,098.82	1,392.14	1,377.78	-1.03	25.39
Kano	1,310.71	1,842.86	1,811.11	-1.72	38.18
Katsina	1,325.00	1,215.15	1,507.14	24.03	13.75
Kebbi	1,580.00	1,275.00	1,500.00	17.65	-5.06
Sokoto	855.56	1,220.00	1,300.00	6.56	51.95
Zamfara	1,157.33	1,550.00	1,495.00	-3.55	29.18
<b>SOUTH EAST</b>	<b>1,252.63</b>	<b>1,688.68</b>	<b>1,588.90</b>	<b>-5.91</b>	<b>26.84</b>
Abia	1,224.25	1,405.00	1,420.45	1.10	16.03
Anambra	1,150.00	1,538.75	1,462.33	-4.97	27.16
Ebonyi	1,271.43	1,798.75	1,729.17	-3.87	36.00
Enugu	1,358.89	1,947.08	1,988.08	2.11	46.30
Imo	1,258.57	1,753.82	1,344.44	-23.34	6.82
<b>SOUTH SOUTH</b>	<b>1,031.71</b>	<b>1,660.22</b>	<b>1,677.13</b>	<b>1.02</b>	<b>62.56</b>
Akwa Ibom	1,186.82	1,562.50	1,715.45	9.79	44.54
Bayelsa	846.67	1,825.33	1,723.85	-5.56	103.60
Cross River	1,202.08	2,035.94	1,796.67	-11.75	49.46
Delta	934.62	1,186.54	1,250.71	5.41	33.82
Edo	1,172.86	1,749.23	1,645.83	-5.91	40.33
Rivers	847.22	1,601.76	1,930.26	20.51	127.83
<b>SOUTH WEST</b>	<b>1,171.58</b>	<b>1,663.86</b>	<b>1,574.55</b>	<b>-5.37</b>	<b>34.40</b>
Ekiti	1,301.18	1,955.56	1,871.43	-4.30	43.83
Lagos	1,231.75	2,015.79	1,519.74	-24.61	23.38
Ogun	1,155.38	1,534.67	1,504.55	-1.96	30.22
Ondo	1,220.00	1,644.67	1,562.50	-5.00	28.07
Osun	961.79	1,268.46	1,583.00	24.80	64.59
Oyo	1,159.38	1,564.00	1,406.07	-10.10	21.28
<b>NATIONAL</b>	<b>1,191.13</b>	<b>1,582.73</b>	<b>1,528.74</b>	<b>-3.41</b>	<b>28.34</b>

# CONTACT



## National Bureau of Statistics

Head Office

Plot 762 Independence Avenue,  
Central Business District, Garki  
Abuja.

## Sunday J. Ichedi

Information Desk

Head, Communication & Public  
Relations Department (C&PRD)  
Phone: +2348037051701  
sjichedi@nigerianstat.gov.ng

## Moses Mathew

Statistical Information Officer

Phone: +2347069071157  
matmoses@nigerianstat.gov.ng

## Nuhu Joseph Waney II

Chief of Protocol

Phone: +2348037020063  
jwnuhu@nigerianstat.gov.ng



@nigerianstat



NBSNigeria



Nbs\_nigeria

