



NATIONAL BUREAU OF STATISTICS

# Federation Account Allocation Committee (FAAC)

(November 2021 Disbursement)

**Report Date: February 2022**

**Data Source: National Bureau of Statistics (NBS)**

# CONTENT

Executive Summary	3
<b>FAAC for Month of October, 2021 Shared in November, 2021</b>	
Summary of Gross Revenue Allocation by FAAC	4
Distribution of Revenue Allocation to FGN by FAAC	5
Distribution of Revenue Allocation to State Governments by FAAC	6
Methodology	15
Appendix	16
Contact	21

## EXECUTIVE SUMMARY

The Federation Account Allocation Committee (FAAC) disbursed the sum of N727.37 bn to the three tiers of government in November 2021 from the total revenue generated in October 2021. The amount disbursed comprised of N407.86 bn from the Statutory Account, N150.00 bn from Non-Oil Excess Account, N3.22 bn from Exchange Gain difference, and N166.28 bn from Valued Added Tax (VAT).

The Federal Government received a total of N284.29 bn from the N727.37 bn, States and Local Governments received a total of N209.84 bn and N156.28 bn respectively. The sum of N21.50 bn was shared among the oil-producing states from the 13% derivation fund. The Revenue generating agencies comprising Nigeria Customs Service (NCS), Federal Inland Revenue Service (FIRS), and Department of Petroleum Resources (DPR) received N10.14 bn, N10.18 bn, and N4.27 bn respectively as cost of revenue collections.

Further breakdown of revenue allocation distribution to the Federal Government of Nigeria (FGN) revealed that the sum of N200.76 bn was disbursed to the FGN consolidated revenue account; N4.96 bn shared as a share of derivation and ecology; N2.48 bn as stabilization fund; N8.33 bn for the development of natural resources; and N6.39 bn to the Federal Capital Territory (FCT) Abuja.

# FEDERATION ACCOUNT ALLOCATION COMMITTEE (FAAC)

## NOVEMBER 2021 DISBURSEMENT

Summary of Gross Revenue Allocation by Federation Account Allocation Committee for the Month of October, 2021 Shared in November, 2021



**FGN**  
**N284.29 bn**

**Statutory Allocation**  
N180.55 bn

**Others\***  
N80.51 bn

**VAT**  
N23.23 bn



**STATE**  
**N209.84 bn**

**Statutory Allocation**  
N91.58 bn

**Others\***  
N40.84 bn

**VAT**  
N77.42 bn



**LGCs**  
**N156.28 bn**

**Statutory Allocation**  
N70.60 bn

**Others\***  
N31.48 bn

**VAT**  
N54.20 bn

**13% Derivation Fund**  
N21.50 bn

**FIRS Refund**  
N0.10 bn

**Cost of Collection - NCS**  
N10.14 bn

**13% Derivation Refund to Oil Producing States**  
N23.92 bn

**Police Trust Fund**  
N2.06 bn

**Cost of Collection - FIRS**  
N10.18 bn

**North East Development Commission**  
N4.92 bn

**Cost of Collections - DPR**  
N4.27 bn








**N727.37 bn**

*NB:- Others\* for this month is the sum of Exchange gain, and N100, N50 bn Non-oil excess account. See tables in appendix for details*

# FEDERATION ACCOUNT ALLOCATION COMMITTEE (FAAC) NOVEMBER 2021 DISBURSEMENT

Distribution of Revenue Allocation to FGN by  
Federation Account Allocation Committee for the Month  
of October, 2021 Shared in November, 2021



BENEFICIARIES	STATUTORY ALLOCATION	OTHERS*	VAT	TOTAL
 <b>FGN (CRF Account)</b>	N104,950,886,217.29	N74,126,252,389.97	N21,678,180,898.05	N200,755,319,505.31
 <b>Share of Derivation &amp; Ecology</b>	N3,427,310,185.73	N1,528,376,337.94	-	N4,955,686,523.67
 <b>Stabilization</b>	N1,713,655,092.87	N 764,188,168.97	-	N2,477,843,261.84
 <b>Development of Natural Resources</b>	N5,757,881,112.03	N2,567,672,247.74	-	N8,325,553,359.77
 <b>FCT-Abuja</b>	N3,315,153,466.73	N1,528,376,337.94	N1,548,441,492.72	N6,391,971,297.39
<b>TOTAL</b>	<b>N222,906,373,947.98</b>			

# FEDERATION ACCOUNT ALLOCATION COMMITTEE (FAAC) NOVEMBER 2021 DISBURSEMENT

Distribution of Revenue Allocation to State Governments by Federation Account Allocation Committee for the Month of October, 2021 Shared in November, 2021



**ABIA**

**Net Statutory Allocation**

1,614,677,045.27

**Share of Ecology**

44,054,074.35

**Others\***

986,261,477.46

**VAT Allocation**

1,578,276,598.94

**TOTAL**

**4,223,269,196.02**



**ADAMAWA**

**Net Statutory Allocation**

1,741,501,870.24

**Share of Ecology**

93,731,918.58

**Others\***

1,043,890,238.90

**VAT Allocation**

1,658,791,430.28

**TOTAL**

**4,537,915,458.01**



**AKWA IBOM**

**Net Statutory Allocation**

5,978,650,055.83

**Share of Ecology**

47,301,480.97

**Others\***

1,144,430,679.76

**VAT Allocation**

1,782,857,511.81

**TOTAL**

**8,953,239,728.37**



**ANAMBRA**

**Net Statutory Allocation**

1,826,943,764.08

**Share of Ecology**

93,556,322.87

**Others\***

1,041,934,633.45

**VAT Allocation**

1,915,135,732.84

**TOTAL**

**4,877,570,453.24**

# FEDERATION ACCOUNT ALLOCATION COMMITTEE (FAAC) NOVEMBER 2021 DISBURSEMENT

Distribution of Revenue Allocation to State Governments by Federation Account Allocation Committee for the Month of October, 2021 Shared in November, 2021



**BAUCHI**

**Net Statutory Allocation**

1,511,845,334.43

**Share of Ecology**

112,551,390.91

**Others\***

1,253,482,272.93

**VAT Allocation**

1,925,378,285.16

**TOTAL**

**4,803,257,283.43**



**BAYELSA**

**Net Statutory Allocation**

4,410,383,941.02

**Share of Ecology**

41,628,019.27

**Others\***

996,577,299.98

**VAT Allocation**

1,563,906,998.22

**TOTAL**

**7,012,496,258.49**



**BENUÉ**

**Net Statutory Allocation**

1,425,262,617.97

**Share of Ecology**

52,762,102.38

**Others\***

1,175,220,661.04

**VAT Allocation**

1,810,083,819.53

**TOTAL**

**4,463,329,200.92**



**BORNO**

**Net Statutory Allocation**

2,313,485,809.04

**Share of Ecology**

116,905,695.77

**Others\***

1,301,976,066.81

**VAT Allocation**

1,856,618,955.89

**TOTAL**

**5,588,986,527.51**

# FEDERATION ACCOUNT ALLOCATION COMMITTEE (FAAC) NOVEMBER 2021 DISBURSEMENT

Distribution of Revenue Allocation to State Governments by Federation Account Allocation Committee for the Month of October, 2021 Shared in November, 2021



**Net Statutory Allocation**

584,701,555.01

**Share of Ecology**

47,309,547.83

**Others\***

1,053,770,709.73

**VAT Allocation**

1,588,620,478.41

**TOTAL**

**3,274,402,290.98**



**Net Statutory Allocation**

7,434,061,768.25

**Share of Ecology**

47,769,442.49

**Others\***

1,185,481,637.05

**VAT Allocation**

1,873,773,738.06

**TOTAL**

**10,541,086,585.86**



**Net Statutory Allocation**

1,569,724,884.85

**Share of Ecology**

84,180,436.99

**Others\***

937,515,606.33

**VAT Allocation**

1,559,095,336.54

**TOTAL**

**4,150,516,264.71**



**Net Statutory Allocation**

1,629,874,855.31

**Share of Ecology**

43,991,024.10

**Others\***

991,255,367.34

**VAT Allocation**

1,831,786,533.10

**TOTAL**

**4,496,907,779.85**



# FEDERATION ACCOUNT ALLOCATION COMMITTEE (FAAC) NOVEMBER 2021 DISBURSEMENT

Distribution of Revenue Allocation to State Governments by Federation Account Allocation Committee for the Month of October, 2021 Shared in November, 2021



**EKITI**

**Net Statutory Allocation**

765,389,147.09

**Share of Ecology**

84,132,934.46

**Others\***

936,986,571.76

**VAT Allocation**

1,563,962,677.54

**TOTAL**

**3,350,471,330.85**



**ENUGU**

**Net Statutory Allocation**

1,752,599,049.21

**Share of Ecology**

94,627,261.92

**Others\***

1,053,861,657.26

**VAT Allocation**

1,718,235,799.12

**TOTAL**

**4,619,323,767.50**



**GOMBE**

**Net Statutory Allocation**

1,281,325,948.66

**Share of Ecology**

88,628,823.31

**Others\***

987,057,183.29

**VAT Allocation**

1,603,308,543.92

**TOTAL**

**3,960,320,499.18**



**IMO**

**Net Statutory Allocation**

1,762,723,791.47

**Share of Ecology**

48,915,328.47

**Others\***

1,099,438,232.81

**VAT Allocation**

1,742,671,518.07

**TOTAL**

**4,653,748,870.83**

# FEDERATION ACCOUNT ALLOCATION COMMITTEE (FAAC) NOVEMBER 2021 DISBURSEMENT

Distribution of Revenue Allocation to State Governments by Federation Account Allocation Committee for the Month of October, 2021 Shared in November, 2021



**JIGAWA**

**Net Statutory Allocation**

2,255,804,988.59

**Share of Ecology**

105,225,946.73

**Others\***

1,171,898,968.18

**VAT Allocation**

1,868,696,074.19

**TOTAL**

**5,401,625,977.69**



**KADUNA**

**Net Statutory Allocation**

2,032,702,294.38

**Share of Ecology**

123,284,435.47

**Others\***

1,373,015,945.31

**VAT Allocation**

2,228,036,359.18

**TOTAL**

**5,757,039,034.34**



**KANO**

**Net Statutory Allocation**

2,350,988,373.13

**Share of Ecology**

149,249,534.38

**Others\***

1,662,188,659.50

**VAT Allocation**

3,157,008,425.61

**TOTAL**

**7,319,434,992.62**



**KATSINA**

**Net Statutory Allocation**

1,459,557,466.19

**Share of Ecology**

115,664,141.51

**Others\***

1,288,148,905.30

**VAT Allocation**

2,084,100,168.12

**TOTAL**

**4,947,470,681.11**

# FEDERATION ACCOUNT ALLOCATION COMMITTEE (FAAC) NOVEMBER 2021 DISBURSEMENT

Distribution of Revenue Allocation to State Governments by  
Federation Account Allocation Committee for the Month  
of October, 2021 Shared in November, 2021



**KEBBI**

**Net Statutory  
Allocation**

2,052,309,032.51

**Share of  
Ecology**

49,678,037.30

**Others\***

1,106,526,336.29

**VAT  
Allocation**

1,620,609,781.62

**TOTAL**

**4,829,123,187.72**



**KOGI**

**Net Statutory  
Allocation**

1,512,641,009.82

**Share of  
Ecology**

51,997,907.74

**Others\***

1,158,199,024.43

**VAT  
Allocation**

1,661,664,353.33

**TOTAL**

**4,384,502,295.31**



**KWARA**

**Net Statutory  
Allocation**

848,173,228.09

**Share of  
Ecology**

41,878,918.66

**Others\***

932,809,123.49

**VAT  
Allocation**

1,566,841,576.42

**TOTAL**

**3,389,702,846.66**



**LAGOS**

**Net Statutory  
Allocation**

(581,950,227.23)

**Share of  
Ecology**

126,050,914.03

**Others\***

1,403,826,153.96

**VAT  
Allocation**

10,825,261,582.71

**TOTAL**

**11,773,188,423.47**

# FEDERATION ACCOUNT ALLOCATION COMMITTEE (FAAC) NOVEMBER 2021 DISBURSEMENT

Distribution of Revenue Allocation to State Governments by  
Federation Account Allocation Committee for the Month  
of October, 2021 Shared in November, 2021



## Net Statutory Allocation

1,689,298,276.57

## Others\*

966,392,256.32

## VAT Allocation

1,427,176,425.85

## Share of Ecology

86,773,299.44

## TOTAL

4,169,640,258.18

NASSARAWA



## Net Statutory Allocation

2,096,194,438.09

## Others\*

1,241,287,825.57

## VAT Allocation

1,783,807,192.78

## Share of Ecology

55,728,219.82

## TOTAL

5,177,017,676.26

NIGER



## Net Statutory Allocation

579,247,432.30

## Others\*

973,569,651.69

## VAT Allocation

1,816,911,729.88

## Share of Ecology

87,417,764.89

## TOTAL

3,457,146,578.76

OGUN



## Net Statutory Allocation

1,235,409,342.76

## Others\*

986,240,409.85

## VAT Allocation

1,704,242,192.81

## Share of Ecology

43,795,474.64

## TOTAL

3,969,687,420.06

ONDO

# FEDERATION ACCOUNT ALLOCATION COMMITTEE (FAAC) NOVEMBER 2021 DISBURSEMENT

Distribution of Revenue Allocation to State Governments by Federation Account Allocation Committee for the Month of October, 2021 Shared in November, 2021



**OSUN**

**Net Statutory Allocation**

305,415,946.87

**Share of Ecology**

85,815,223.50

**Others\***

955,722,186.42

**VAT Allocation**

1,657,297,742.85

**TOTAL**

**3,004,251,099.64**



**OYO**

**Net Statutory Allocation**

432,524,228.78

**Share of Ecology**

105,535,863.92

**Others\***

1,175,350,508.03

**VAT Allocation**

3,279,983,293.51

**TOTAL**

**4,993,393,894.25**



**PLATEAU**

**Net Statutory Allocation**

663,008,901.26

**Share of Ecology**

49,128,683.57

**Others\***

1,094,290,056.13

**VAT Allocation**

1,664,062,441.24

**TOTAL**

**3,470,490,082.19**



**RIVERS**

**Net Statutory Allocation**

5,070,004,555.41

**Share of Ecology**

50,738,305.13

**Others\***

1,191,351,011.58

**VAT Allocation**

3,920,939,157.90

**TOTAL**

**10,233,033,030.02**

# FEDERATION ACCOUNT ALLOCATION COMMITTEE (FAAC) NOVEMBER 2021 DISBURSEMENT

Distribution of Revenue Allocation to State Governments by Federation Account Allocation Committee for the Month of October, 2021 Shared in November, 2021



**SOKOTO**

**Net Statutory Allocation**

1,604,699,672.77

**Share of Ecology**

103,699,883.36

**Others\***

1,154,903,235.25

**VAT Allocation**

1,811,191,854.96

**TOTAL**

**4,674,494,646.34**



**TARABA**

**Net Statutory Allocation**

1,079,408,583.14

**Share of Ecology**

90,638,030.73

**Others\***

1,009,433,680.51

**VAT Allocation**

1,552,914,689.07

**TOTAL**

**3,732,394,983.46**



**YOBE**

**Net Statutory Allocation**

1,444,522,020.22

**Share of Ecology**

93,436,174.53

**Others\***

1,040,596,544.00

**VAT Allocation**

1,592,234,143.72

**TOTAL**

**4,170,788,882.47**



**ZAMFARA**

**Net Statutory Allocation**

1,108,552,106.16

**Share of Ecology**

93,635,166.30

**Others\***

1,042,812,710.78

**VAT Allocation**

1,626,591,492.73

**TOTAL**

**3,871,591,475.96**

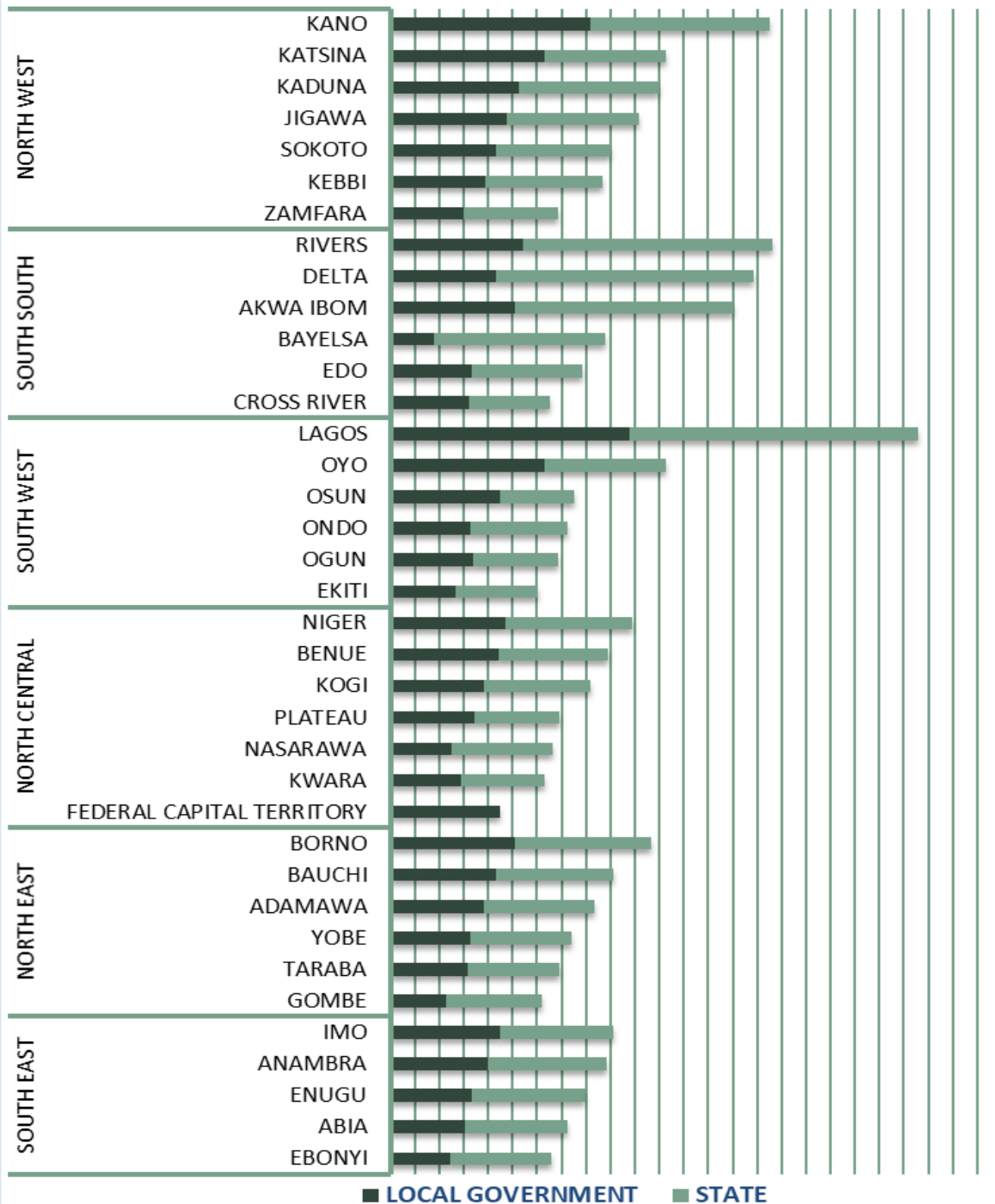
## State & LGA Joint Account

Billions

0.00

10.00

20.00



■ LOCAL GOVERNMENT ■ STATE



## METHODOLOGY

Data is provided by the Office of the Accountant-General of the Federation (OAGF) and verified and validated by the National Bureau of Statistics (NBS)



## APPENDIX

<b>Summary of Gross Revenue Allocation by Federation Account Allocation Committee for the Month of October, 2021 Shared in November, 2021</b>						
<b>Beneficiaries</b>	<b>Statutory</b>	<b>Distribution of ₦100 Billion from Non-Oil Excess Account</b>	<b>Distribution of ₦50 Billion from Non-Oil Excess Account</b>	<b>Exchange Gain Difference</b>	<b>VAT</b>	<b>Total</b>
	<b>₦</b>	<b>₦</b>	<b>₦</b>	<b>₦</b>	<b>₦</b>	<b>₦</b>
FGN (see Table II)	180,550,700,584.51	52,680,000,000.00	26,340,000,000.00	1,494,865,482.55	23,226,622,390.77	284,292,188,457.83
State (see Table III)	91,577,728,162.83	26,720,000,000.00	13,360,000,000.00	758,215,749.69	77,422,074,635.89	209,838,018,548.41
LGCs (see Table IV)	70,602,589,826.14	20,600,000,000.00	10,300,000,000.00	584,552,561.51	54,195,452,245.12	156,282,594,632.78
13% Derivation Fund	21,117,713,542.37	-	-	379,918,702.13	-	21,497,632,244.50
Cost of Collection - NCS	9,370,831,971.16	-	-	-	774,051,217.36	10,144,883,188.52
Cost of Collections - FIRS	4,299,715,333.93	-	-	-	5,877,329,765.10	10,177,045,099.03
Cost of Collections - DPR	4,269,251,203.65	-	-	-	-	4,269,251,203.65
FIRS Refund on Cost of Collection	100,000,000.00	-	-	-	-	100,000,000.00
Police Trust Fund	2,055,409,670.59	-	-	-	-	2,055,409,670.59
13% Derivation Refund to Oil Producing States	23,920,441,326.36	-	-	-	-	23,920,441,326.36
North East Development Commission	-	-	-	-	4,788,994,307.37	4,788,994,307.37
<b>TOTAL</b>	<b>407,864,381,621.54</b>	<b>100,000,000,000.00</b>	<b>50,000,000,000.00</b>	<b>3,217,552,495.89</b>	<b>166,284,524,561.61</b>	<b>727,366,458,679.04</b>

**Distribution of Revenue Allocation to FGN by Federation Account Allocation Committee for the Month of October, 2021  
Shared in November, 2021**

1	2	3	4=2-3	5	6	7	8	9=4+5+6+7+8
Beneficiaries	Gross Statutory Allocation	Less Deduction	Net Statutory Allocation	Distribution of ₦100 Billion from Non-Oil Excess Account	Distribution of ₦50 Billion from Non-Oil Excess Account	Exchange Gain Difference	VAT	Total Net Amount
	₦	₦	₦	₦	₦	₦	₦	₦
FGN (CRF Account)	166,224,544,008.14	61,273,657,790.85	104,950,886,217.29	48,500,000,000.00	24,250,000,000.00	1,376,252,389.97	21,678,180,898.05	200,755,319,505.31
Share of Derivation & Ecology	3,427,310,185.73	-	3,427,310,185.73	1,000,000,000.00	500,000,000.00	28,376,337.94	-	4,955,686,523.67
Stabilization	1,713,655,092.87	-	1,713,655,092.87	500,000,000.00	250,000,000.00	14,188,168.97	-	2,477,843,261.84
Development of Natural Resources	5,757,881,112.03	-	5,757,881,112.03	1,680,000,000.00	840,000,000.00	47,672,247.74	-	8,325,553,359.77
FCT-Abuja	3,427,310,185.73	112,156,719.00	3,315,153,466.73	1,000,000,000.00	500,000,000.00	28,376,337.94	1,548,441,492.72	6,391,971,297.39
<b>Total</b>	<b>180,550,700,584.50</b>	<b>61,385,814,509.85</b>	<b>119,164,886,074.65</b>	<b>52,680,000,000.00</b>	<b>26,340,000,000.00</b>	<b>1,494,865,482.56</b>	<b>23,226,622,390.77</b>	<b>222,906,373,947.98</b>



**Summary of Distribution of Revenue Allocation to Local Government Councils by Federation Account Allocation Committee for the month of October, 2021 Shared in November, 2021**

	1	2	3	4	5	6	7	8	9	10	11	12
<i>Beneficiaries</i>	<i>No. of LGs</i>	<i>Gross Summary Allocation</i>	<i>Deduction</i>	<i>Distribution of N100 Billion from Non-DBE Excess Account</i>	<i>Distribution of N50 Billion from Non-DBE Excess Account</i>	<i>Exchange Gain</i>	<i>Total Levy</i>	<i>Total of DBE Excess Account</i>	<i>Total of DBE Excess Account</i>	<i>Total of DBE Excess Account</i>	<i>Value Added Tax</i>	<i>Total Net Amount</i>
ABIA	17	1,422,756,596.93	(990,419.49)	415,123,382.42	207,561,691.21	11,779,681.39	61,716,640.56	30,858,320.28	30,858,320.28	30,858,320.28	938,131,940.90	3,025,221,193.64
ADAMAWA	21	1,294,603,248.19	(1,223,459.37)	523,618,567.01	261,809,283.51	14,858,377.41	77,846,684.28	77,846,684.28	77,846,684.28	77,846,684.28	1,129,068,755.46	3,800,581,456.49
AKWA IBOM	31	2,390,306,070.76	(1,580,059.07)	697,429,162.00	348,714,581.00	19,790,485.99	103,687,208.98	51,843,604.49	51,843,604.49	51,843,604.49	1,565,542,724.98	5,071,820,619.75
ANAMBRA	21	1,804,301,474.40	(1,223,459.37)	526,448,257.27	263,224,128.63	14,938,673.65	78,267,376.02	78,267,376.02	78,267,376.02	78,267,376.02	1,299,447,617.02	3,975,404,067.63
BAUCHI	20	2,048,239,222.21	(1,165,109.40)	597,622,949.55	298,811,474.78	16,958,350.78	88,848,959.92	88,848,959.92	88,848,959.92	88,848,959.92	1,275,042,831.83	4,324,358,589.67
BAVELSA	8	833,708,335.82	(466,079.76)	243,254,415.46	121,627,207.73	6,902,669.50	36,164,778.86	18,082,389.43	18,082,389.43	18,082,389.43	578,094,283.02	1,801,199,221.20
BENUE	23	2,228,800,277.16	(140,878,477.83)	650,306,262.45	325,153,131.22	18,453,310.27	96,681,419.43	48,340,709.72	48,340,709.72	48,340,709.72	1,308,994,927.07	4,439,081,140.05
BORNO	27	2,419,810,268.52	(1,573,019.19)	706,037,719.77	353,018,839.89	20,034,764.93	104,967,048.39	104,967,048.39	104,967,048.39	104,967,048.39	1,469,615,784.73	5,071,911,397.05
CROSS RIVER	18	1,539,975,466.00	(99,599,945.64)	455,160,280.64	227,580,140.32	12,915,781.94	67,688,950.07	33,834,475.03	33,834,475.03	33,834,475.03	980,084,098.11	3,229,980,296.41
DELTA	25	1,998,884,824.93	(1,454,499.23)	583,222,619.65	291,611,309.83	16,540,722.15	86,708,054.30	43,354,027.15	43,354,027.15	43,354,027.15	1,406,287,748.65	4,338,483,253.11
EBONYI	13	1,153,969,213.44	(43,404,894.05)	336,698,241.73	168,349,120.87	9,554,263.09	50,057,128.17	66,343,397.54	33,171,698.77	33,171,698.77	766,512,269.53	2,441,755,442.78
EDO	18	1,529,417,441.73	(1,048,679.40)	446,244,243.68	223,122,121.84	12,662,777.46	66,343,397.54	33,171,698.77	33,171,698.77	33,171,698.77	1,111,037,245.33	3,354,667,249.36
EKITI	16	1,214,412,912.06	(932,159.52)	354,334,112.26	172,167,056.13	10,054,704.51	52,679,063.55	52,679,063.55	52,679,063.55	52,679,063.55	880,999,361.93	2,688,715,050.92
ENUGU	17	1,533,910,858.65	(990,419.49)	453,390,785.90	226,695,392.95	12,865,570.16	67,405,878.23	67,405,878.23	67,405,878.23	67,405,878.23	1,021,332,452.36	3,334,610,218.77
GONBE	11	1,064,740,005.64	(54,624,417.10)	310,663,683.16	153,331,841.58	8,815,497.66	46,186,554.84	46,186,554.84	46,186,554.84	46,186,554.84	724,337,963.00	2,255,462,928.77
IGBOWA	27	2,083,586,315.18	(1,573,019.19)	607,644,509.04	303,622,254.52	17,242,725.94	90,338,871.14	45,169,435.57	45,169,435.57	45,169,435.57	1,406,176,156.52	4,461,038,277.58
JIGAWA	27	2,187,952,801.17	(1,573,019.19)	638,587,768.42	319,193,884.21	18,115,107.05	94,909,489.83	94,909,489.83	94,909,489.83	94,909,489.83	1,482,184,667.08	4,739,170,298.56
KADUNA	23	2,460,560,214.70	(1,339,979.31)	717,927,494.55	358,963,747.28	30,372,153.20	106,734,708.29	106,734,708.29	106,734,708.29	106,734,708.29	1,576,898,868.62	5,240,113,207.32
KANO	44	3,917,422,345.91	(515,227,683.72)	1,143,002,101.82	571,501,059.91	32,434,213.90	169,930,803.38	169,930,803.38	169,930,803.38	169,930,803.38	2,881,339,612.10	8,200,402,644.30
KATSINA	34	2,983,400,165.61	(1,980,838.99)	870,186,955.66	435,093,477.63	24,692,719.12	129,371,213.08	129,371,213.08	129,371,213.08	129,371,213.08	1,881,843,362.14	6,321,667,056.47
KEBBI	21	1,882,149,17.38	(1,223,459.37)	549,181,374.14	274,590,697.07	15,585,756.26	81,647,122.05	40,823,561.02	40,823,561.02	40,823,561.02	1,112,600,500.89	3,873,771,337.39
KOGI	21	1,945,406,986.56	(188,366,648.14)	567,619,176.89	283,809,588.45	16,106,953.58	84,388,281.16	42,194,140.58	42,194,140.58	42,194,140.58	1,134,182,427.70	3,800,952,815.62
KWARA	16	1,376,579,214.49	(932,159.52)	401,650,022.88	200,825,011.44	11,397,356.78	59,713,548.17	29,856,774.08	29,856,774.08	29,856,774.08	881,979,671.73	2,991,355,891.88
LAGOS	20	2,344,997,444.53	(1,161,199.40)	684,209,282.93	342,104,641.46	19,415,533.83	101,221,801.68	53,224,776.86	53,224,776.86	53,224,776.86	6,303,661,682.48	9,294,945,007.52
NASSARAWA	13	1,228,145,918.78	(99,599,945.64)	358,341,046.54	179,170,523.27	10,168,406.63	53,224,776.86	53,224,776.86	53,224,776.86	53,224,776.86	691,068,829.03	2,480,168,994.26
NIGER	25	2,273,203,460.00	(1,454,499.23)	663,261,635.74	331,630,817.87	18,820,936.32	98,607,402.50	49,303,751.25	49,303,751.25	49,303,751.25	1,356,957,312.04	4,691,721,313.96
OGUN	20	1,621,695,057.95	(232,296,884.40)	473,168,432.83	236,584,226.42	13,426,787.92	70,346,235.75	70,346,235.75	70,346,235.75	70,346,235.75	1,190,798,877.01	3,373,717,253.48
ONDO	18	1,548,821,329.75	(48,223,806.28)	451,905,802.45	225,952,901.22	12,823,431.77	67,185,104.86	33,592,552.43	33,592,552.43	33,592,552.43	1,055,594,123.92	3,280,464,565.26
OSUN	30	2,097,917,690.97	(83,776,444.20)	612,117,835.05	306,058,917.53	17,369,662.55	91,003,923.18	91,003,923.18	91,003,923.18	91,003,923.18	1,451,976,416.66	4,492,668,001.74
OYO	33	2,664,329,478.53	(85,611,160.47)	772,138,888.85	386,069,444.42	21,910,474.04	114,794,348.57	35,980,337.86	35,980,337.86	35,980,337.86	2,429,880,843.56	6,285,542,317.51
PLATEAU	17	1,658,912,818.05	(990,419.49)	484,027,627.55	242,013,813.77	13,734,931.53	71,960,675.73	71,960,675.73	71,960,675.73	71,960,675.73	991,985,715.02	3,425,662,824.29
RIVERS	23	2,056,314,402.96	(1,339,979.31)	599,979,077.33	299,989,538.66	17,025,209.05	89,192,464.84	44,599,623.42	44,599,623.42	44,599,623.42	2,382,280,601.89	5,398,848,474.01
SOKOTO	23	2,071,026,871.76	(37,329,017.48)	604,271,793.19	302,135,896.59	17,147,020.61	89,837,447.46	89,837,447.46	89,837,447.46	89,837,447.46	1,291,961,425.31	4,339,051,437.45
TARABA	16	1,553,241,469.13	(932,159.52)	432,903,730.68	226,451,865.34	12,851,749.31	67,333,673.43	67,333,673.43	67,333,673.43	67,333,673.43	872,755,173.64	3,183,605,996.01
YOBE	17	1,560,642,863.37	(990,419.49)	455,355,009.84	227,677,504.92	12,921,307.64	67,697,900.57	67,697,900.57	67,697,900.57	67,697,900.57	927,854,924.83	3,251,159,091.69
ZAMFARA	14	1,410,145,131.13	(815,639.58)	411,443,691.03	205,221,845.51	11,675,265.22	61,169,578.65	61,169,578.65	61,169,578.65	61,169,578.65	871,191,240.98	2,976,531,134.94
FCT ABUJA	6	62,817,997.37	(343,559.82)	181,227,039.63	90,861,019.82	5,156,606.01	27,016,723.88	27,016,723.88	27,016,723.88	27,016,723.88	3,575,859,288.06	4,501,003,914.95
<b>Total LGs</b>		<b>68,546,203,714.72</b>	<b>(1,538,974,700.95)</b>	<b>20,000,000,000.00</b>	<b>10,000,000,000.00</b>	<b>567,526,758.75</b>	<b>2,973,411,914.20</b>	<b>581,005,401.09</b>	<b>581,005,401.09</b>	<b>581,005,401.09</b>	<b>54,198,452,245.12</b>	<b>154,162,714,530.76</b>

# CONTACT



## National Bureau of Statistics

Head Office

Plot 762 Independence Avenue,  
Central Business District, Garki  
Abuja.

## Sunday J. Ichedi

Information Desk

Head, Communication & Public  
Relations Department (C&PRD)  
Phone: +2348037051701  
sjchedi@nigerianstat.gov.ng

## Moses Mathew

Statistical Information Officer

Phone: +2347069071157  
matmoses@nigerianstat.gov.ng

## Nuhu Joseph Waney II

Chief of Protocol

Phone: +2348037020063  
jwnuhu@nigerianstat.gov.ng



@nbs\_nigeria



NBSNigeria



nbs\_nigeria

