



NATIONAL BUREAU OF STATISTICS

Federation Account Allocation Committee (FAAC)

(October 2021 Disbursement)

Report Date: February 2022

Data Source: National Bureau of Statistics (NBS)

CONTENT

Executive Summary	3
FAAC for Month of September, 2021 Shared in October, 2021	
Summary of Gross Revenue Allocation by FAAC	4
Distribution of Revenue Allocation to FGN by FAAC	5
Distribution of Revenue Allocation to State Governments by FAAC	6
Methodology	15
Appendix	16
Contact	21

EXECUTIVE SUMMARY

The Federation Account Allocation Committee (FAAC) disbursed the sum of N866.24bn to the three tiers of government in October 2021 from the revenue generated in September 2021. The amount disbursed comprised of N692.28bn from the Statutory Account, N3.10bn from Exchange Gain difference, and N170.85n from Valued Added Tax (VAT).

The Federal Government received a total of N301.31bn from the N866.24.22bn while States received a total of N220.27bn and Local governments received N164.18bn. The sum of N54.21bn was shared among the oil-producing states from the 13% derivation fund. The Revenue generating agencies such as Nigeria Customs Service (NCS), Federal Inland Revenue Service (FIRS), and Department of Petroleum Resources (DPR) received N9.25bn, N11.99bn, and N6.49bn respectively as cost of revenue collections.

Further breakdown of revenue allocation distribution to the Federal Government of Nigeria (FGN) revealed that the sum of N216.43bn was disbursed to the FGN consolidated revenue account; N5.27bn disbursed as a share of derivation and ecology; N2.63bn as stabilization fund; N8.84bn for the development of natural resources; and N6.75bn to the Federal Capital Territory (FCT) Abuja.

FEDERATION ACCOUNT ALLOCATION COMMITTEE (FAAC)

OCTOBER 2021 DISBURSEMENT

Summary of Gross Revenue Allocation by Federation Account Allocation Committee for the Month of September, 2021 Shared in October, 2021



FGN
N301.31 bn

Statutory Allocation
N276.01 bn

Others*
N1.44 bn

VAT
N23.86 bn



STATE
N220.27 bn

Statutory Allocation
N139.99 bn

Others*
N0.73 bn

VAT
N79.55 bn



LGCs
N164.18 bn

Statutory Allocation
N107.93 bn

Others*
N0.56 bn

VAT
N55.68 bn

13% Derivation Fund
N54.21 bn

13% Derivation Refund to Oil Producing States
N23.92 bn

FIRS Refund
N0.10 bn

Cost of Collection - NCS
N9.25 bn

Transfer to Non Oil Excess Revenue
N66.00 bn

Police Trust Fund
N3.48 bn

Cost of Collection - FIRS
N11.99 bn

North East Development Commission
N4.92 bn

Cost of Collections - DPR
N6.49 bn

NCS Refund
N0.12 bn



N866.24 bn






TOTAL

NB:- Others here refers to exchange gain. See tables in appendix for details*

FEDERATION ACCOUNT ALLOCATION COMMITTEE (FAAC) OCTOBER 2021 DISBURSEMENT

Distribution of Revenue Allocation to FGN by Federation Account Allocation Committee for the Month of September, 2021 Shared in October, 2021



BENEFICIARIES	STATUTORY ALLOCATION	OTHERS*	VAT	TOTAL
 FGN (CRF Account)	N192,833,972,190.95	N1,323,884,039.04	N22,273,380,469.06	N216,431,236,699.05
 Share of Derivation & Ecology	N5,239,332,576.94	N27,296,578.12	-	N5,266,629,155.07
 Stabilization	N2,619,666,288.47	N13,648,289.06	-	N2,633,314,577.53
 Development of Natural Resources	N8,802,078,729.27	N45,858,251.25	-	N8,847,936,980.52
 FCT-Abuja	N5,127,175,857.94	N27,296,578.12	N1,590,955,747.79	N6,745,428,183.86
TOTAL	N239,924,545,596.03			

FEDERATION ACCOUNT ALLOCATION COMMITTEE (FAAC) OCTOBER 2021 DISBURSEMENT

Distribution of Revenue Allocation to State Governments by Federation Account Allocation Committee for the Month of September, 2021 Shared in October, 2021



ABIA

Net Statutory Allocation

N3,051,344,004.66

Share of Ecology

N46,818,230.18

Others*

N22,351,569.54

VAT Allocation

N1,621,253,657.27

TOTAL

N4,741,767,461.65



ADAMAWA

Net Statutory Allocation

N2,968,688,230.21

Share of Ecology

N99,613,091.51

Others*

N18,643,727.17

VAT Allocation

N1,695,224,237.86

TOTAL

N4,782,169,286.75



AKWA IBOM

Net Statutory Allocation

N13,407,632,471.10

Share of Ecology

N50,269,394.07

Others*

N105,972,307.25

VAT Allocation

N2,044,416,839.41

TOTAL

N15,608,291,011.83



ANAMBRA

Net Statutory Allocation

N3,051,811,584.56

Share of Ecology

N99,426,478.11

Others*

N18,608,800.35

VAT Allocation

N2,021,458,067.83

TOTAL

N5,191,304,930.85

FEDERATION ACCOUNT ALLOCATION COMMITTEE (FAAC)

OCTOBER 2021 DISBURSEMENT

Distribution of Revenue Allocation to State Governments by Federation Account Allocation Committee for the Month of September, 2021 Shared in October, 2021



BAUCHI

Net Statutory Allocation

N2,987,521,185.66

Share of Ecology

N119,613,384.34

Others*

N22,387,010.28

VAT Allocation

N1,928,833,862.05

TOTAL

N5,058,355,442.34



BAYELSA

Net Statutory Allocation

N11,279,167,900.73

Share of Ecology

N44,239,953.22

Others*

N81,230,127.64

VAT Allocation

N1,469,832,159.58

TOTAL

N12,874,470,141.16



BENUE

Net Statutory Allocation

N2,808,152,556.71

Share of Ecology

N56,072,640.06

Others*

N20,989,269.33

VAT Allocation

N1,859,321,370.69

TOTAL

N4,744,535,836.78



BORNO

Net Statutory Allocation

N3,875,904,434.70

Share of Ecology

N124,240,898.37

Others*

N23,253,102.35

VAT Allocation

N1,870,095,291.69

TOTAL

N5,893,493,727.12

FEDERATION ACCOUNT ALLOCATION COMMITTEE (FAAC) OCTOBER 2021 DISBURSEMENT

Distribution of Revenue Allocation to State Governments by Federation Account Allocation Committee for the Month of September, 2021 Shared in October, 2021



Net Statutory Allocation

N1,823,602,068.03

Share of Ecology

N50,277,967.08

Others*

N18,820,190.93

VAT Allocation

N1,643,911,401.52

TOTAL

N3,536,611,627.57



Net Statutory Allocation

N18,967,170,434.01

Share of Ecology

N50,766,717.66

Others*

N146,869,602.59

VAT Allocation

N1,979,344,482.27

TOTAL

N21,144,151,236.53



Net Statutory Allocation

N2,659,237,710.43

Share of Ecology

N89,462,305.90

Others*

N16,743,891.78

VAT Allocation

N1,559,200,072.30

TOTAL

N4,324,643,980.41



Net Statutory Allocation

N4,075,581,614.14

Share of Ecology

N46,751,223.87

Others*

N28,298,184.24

VAT Allocation

N1,846,343,924.67

TOTAL

N5,996,974,946.92

FEDERATION ACCOUNT ALLOCATION COMMITTEE (FAAC) OCTOBER 2021 DISBURSEMENT

Distribution of Revenue Allocation to State Governments by Federation Account Allocation Committee for the Month of September, 2021 Shared in October, 2021



EKITI

Net Statutory Allocation

N1,865,831,959.81

Share of Ecology

N89,411,822.85

Others*

N16,734,443.30

VAT Allocation

N1,552,941,834.12

TOTAL

N3,524,920,060.07



ENUGU

Net Statutory Allocation

N2,991,607,388.39

Share of Ecology

N100,564,612.82

Others*

N18,821,815.25

VAT Allocation

N1,779,948,884.48

TOTAL

N4,890,942,700.93



GOMBE

Net Statutory Allocation

N2,441,131,803.72

Share of Ecology

N94,189,804.50

Others*

N17,628,697.10

VAT Allocation

N1,603,515,613.23

TOTAL

N4,156,465,918.54



IMO

Net Statutory Allocation

N3,672,155,922.24

Share of Ecology

N51,984,501.81

Others*

N29,101,193.44

VAT Allocation

N1,792,189,406.95

TOTAL

N5,545,431,024.44

FEDERATION ACCOUNT ALLOCATION COMMITTEE (FAAC)

OCTOBER 2021 DISBURSEMENT

Distribution of Revenue Allocation to State Governments by Federation Account Allocation Committee for the Month of September, 2021 Shared in October, 2021



JIGAWA

Net Statutory Allocation

N3,634,756,773.05

Share of Ecology

N111,828,308.00

Others*

N20,929,944.38

VAT Allocation

N1,973,343,091.18

TOTAL

N5,740,858,116.62



KADUNA

Net Statutory Allocation

N3,650,095,656.85

Share of Ecology

N131,019,869.62

Others*

N24,521,864.21

VAT Allocation

N2,325,353,459.10

TOTAL

N6,130,990,849.78



KANO

Net Statutory Allocation

N4,314,364,844.51

Share of Ecology

N158,614,138.60

Others*

N29,686,446.64

VAT Allocation

N3,231,496,861.68

TOTAL

N7,734,162,291.43



KATSINA

Net Statutory Allocation

N2,974,668,008.04

Share of Ecology

N122,921,443.27

Others*

N23,006,151.27

VAT Allocation

N2,173,703,306.33

TOTAL

N5,294,298,908.90

FEDERATION ACCOUNT ALLOCATION COMMITTEE (FAAC) OCTOBER 2021 DISBURSEMENT

Distribution of Revenue Allocation to State Governments by Federation Account Allocation Committee for the Month of September, 2021 Shared in October, 2021



KEBBI

Net Statutory Allocation

N3,353,755,905.50

Share of Ecology

N52,795,066.51

Others*

N19,762,398.72

VAT Allocation

N1,715,728,853.73

TOTAL

N5,142,042,224.47



KOGI

Net Statutory Allocation

N2,867,904,284.12

Share of Ecology

N55,260,496.32

Others*

N20,685,265.39

VAT Allocation

N1,706,866,466.86

TOTAL

N4,650,716,512.69



KWARA

Net Statutory Allocation

N1,943,663,314.45

Share of Ecology

N44,506,595.19

Others*

N16,659,834.68

VAT Allocation

N1,556,662,017.75

TOTAL

N3,561,491,762.08



LAGOS

Net Statutory Allocation

N71,971,303.45

Share of Ecology

N133,959,929.81

Others*

N25,072,130.03

VAT Allocation

N11,126,108,306.74

TOTAL

N11,357,111,670.03

FEDERATION ACCOUNT ALLOCATION COMMITTEE (FAAC)

OCTOBER 2021 DISBURSEMENT

Distribution of Revenue Allocation to State Governments by Federation Account Allocation Committee for the Month of September, 2021 Shared in October, 2021



NASSARAWA

Net Statutory Allocation

N2,824,604,072.67

Share of Ecology

N92,217,856.51

Others*

N17,259,624.53

VAT Allocation

N1,449,008,632.56

TOTAL

N4,383,090,186.26



NIGER

Net Statutory Allocation

N3,575,404,766.52

Share of Ecology

N59,224,865.39

Others*

N22,169,219.23

VAT Allocation

N1,879,485,519.37

TOTAL

N5,536,284,370.51



OGUN

Net Statutory Allocation

N1,723,062,653.55

Share of Ecology

N92,902,758.69

Others*

N17,387,811.79

VAT Allocation

N1,971,183,490.45

TOTAL

N3,804,536,714.48



ONDO

Net Statutory Allocation

N3,172,663,607.80

Share of Ecology

N46,543,404.73

Others*

N27,879,709.26

VAT Allocation

N1,792,571,553.91

TOTAL

N5,039,658,275.70

FEDERATION ACCOUNT ALLOCATION COMMITTEE (FAAC) OCTOBER 2021 DISBURSEMENT

Distribution of Revenue Allocation to State Governments by Federation Account Allocation Committee for the Month of September, 2021 Shared in October, 2021



OSUN

Net Statutory Allocation

N1,428,071,451.87

Share of Ecology

N91,199,666.46

Others*

N17,069,058.64

VAT Allocation

N1,762,860,053.23

TOTAL

N3,299,200,230.19



OYO

Net Statutory Allocation

N2,565,568,113.43

Share of Ecology

N112,157,670.83

Others*

N20,991,588.39

VAT Allocation

N3,270,814,883.67

TOTAL

N5,969,532,256.31



PLATEAU

Net Statutory Allocation

N1,949,948,605.43

Share of Ecology

N52,211,243.79

Others*

N19,543,860.54

VAT Allocation

N1,704,787,491.65

TOTAL

N3,726,491,201.40



RIVERS

Net Statutory Allocation

N12,900,454,083.08

Share of Ecology

N53,921,860.43

Others*

N79,640,722.57

VAT Allocation

N4,079,376,252.68

TOTAL

N17,113,392,918.77

FEDERATION ACCOUNT ALLOCATION COMMITTEE (FAAC)

OCTOBER 2021 DISBURSEMENT

Distribution of Revenue Allocation to State Governments by Federation Account Allocation Committee for the Month of September, 2021 Shared in October, 2021



SOKOTO

Net Statutory Allocation

N2,963,501,545.28

Share of Ecology

N110,206,492.37

Others*

N20,626,403.07

VAT Allocation

N1,789,464,706.81

TOTAL

N4,883,799,147.53



TARABA

Net Statutory Allocation

N2,265,743,711.79

Share of Ecology

N96,325,078.86

Others*

N18,028,338.07

VAT Allocation

N1,532,930,227.86

TOTAL

N3,913,027,356.58



YOBE

Net Statutory Allocation

N3,020,022,757.60

Share of Ecology

N99,298,791.11

Others*

N18,584,902.27

VAT Allocation

N1,566,810,562.66

TOTAL

N4,704,717,013.63



ZAMFARA

Net Statutory Allocation

N2,334,460,963.46

Share of Ecology

N99,510,268.54

Others*

N18,624,482.68

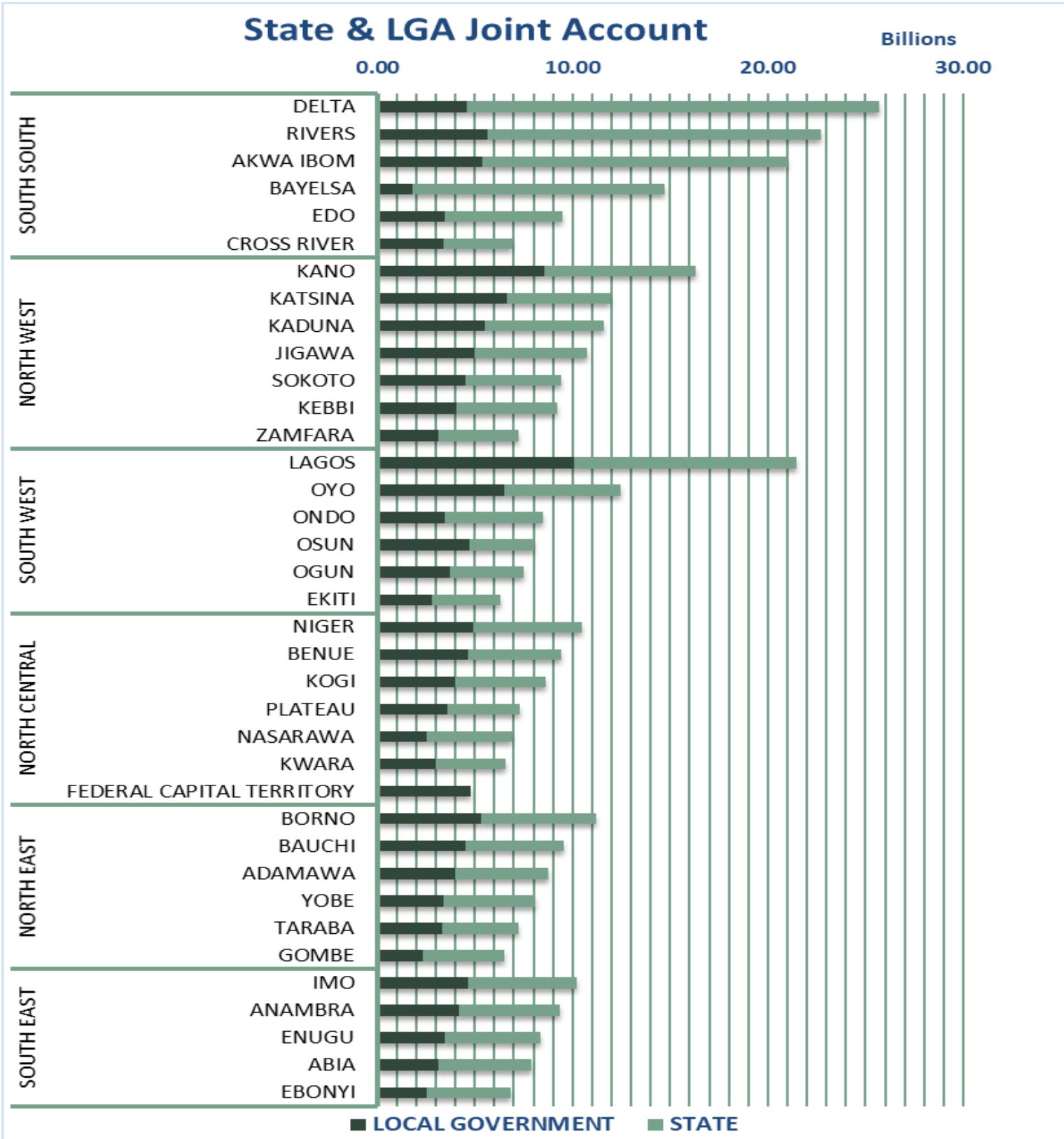
VAT Allocation

N1,671,400,545.36

TOTAL

N4,123,996,260.03

State & LGA Joint Account





METHODOLOGY

Data is provided by the Office of the Accountant-General of the Federation (OAGF) and verified and validated by the National Bureau of Statistics (NBS)

APPENDIX

Summary of Gross Revenue Allocation by Federation Account Allocation Committee for the Month of September, 2021 Shared in October, 2021

Table I

Beneficiaries	Statutory	Exchange Gain Differ- ence	VAT	Total
	₦	₦	₦	₦
FGN (see Table II)	276,008,040,153.43	1,437,983,735.60	23,864,336,216.85	301,310,360,105.88
State (see Table III)	139,994,966,455.95	729,364,567.49	79,547,787,389.52	220,272,118,412.95
LGCs (see Table IV)	107,930,251,085.05	562,309,509.37	55,683,451,172.66	164,176,011,767.08
13% Derivation Fund	53,831,023,118.68	374,872,657.61	-	54,205,895,776.29
Cost of Collection - NCS	8,405,024,271.93	-	844,839,574.16	9,249,863,846.09
Cost of Collections - FIRS	6,005,293,792.80	-	5,989,162,778.89	11,994,456,571.69
Cost of Collections - DPR	6,489,022,063.02	-	-	6,489,022,063.02
FIRS Refund on Cost of Collection	100,000,000.00	-	-	100,000,000.00
Police Trust Fund	3,476,935,584.18	-	-	3,476,935,584.18
13% Derivation Refund to Oil Producing States	23,920,441,326.36	-	-	23,920,441,326.36
NCS Refund	121,588,513.00	-	-	121,588,513.00
North East Development Commission	-	-	4,920,481,694.20	4,920,481,694.20
Transfer to Non Oil Excess Revenue	66,000,000,000.00	-	-	66,000,000,000.00
TOTAL	692,282,586,364.40	3,104,530,470.07	170,850,058,826.28	866,237,175,660.75

Distribution of Revenue Allocation to FGN by Federation Account Allocation Committee for the Month of September, 2021 Shared in October, 2021

	1	2	3	4=2-3	5	5	8
Beneficiaries	Gross Statutory Allocation	Less Deduction	Net Statutory Allocation	Exchange Gain Difference	VAT	Total Net Amount	
		₦	₦	₦	₦	₦	₦
FGN (CRF Account)	254,107,629,981.80	(61,273,657,790.85)	192,833,972,190.95	1,323,884,039.04	22,273,380,469.06	216,431,236,699.05	
Share of Derivation & Ecology	5,239,332,576.94	-	5,239,332,576.94	27,296,578.12	-	5,266,629,155.07	
Stabilization	2,619,666,288.47	-	2,619,666,288.47	13,648,289.06	-	2,633,314,577.53	
Development of Natural Resources	8,802,078,729.27	-	8,802,078,729.27	45,858,251.25	-	8,847,936,980.52	
FCT-Abuja	5,239,332,576.94	(112,156,719.00)	5,127,175,857.94	27,296,578.12	1,590,955,747.79	6,745,428,183.86	
Total	276,008,040,153.43	(61,385,814,509.85)	214,622,225,643.58	1,437,983,735.60	23,864,336,216.85	239,924,545,596.03	

Distribution of Revenue Allocation to State Governments by Federation Account Allocation Committee for the month of September, 2021 Shared in October, 2021

Beneficiaries	No. of LCs	Gross Statutory Allocation	13% Share of Derivation (Net)	Gross Total	6=4+5	External Debt	Deductions		Net Statutory Allocation	Exchange Gain/Loss	Federal Fund	Transfer of 50% to NDDC/HYPADCC	Net Ecology Fund	Gross VAT Allocation	Deduction	Net VAT Allocation	Total Gross Amount	Total Net Amount
							Contractual Obligation (NSO)	Other Deductions (see Note)										
2	3	4	5	6=4+5	7	8	9	10	11	12	13	14	15	16	17	18=6+11+12+13+14	19=10+11+12+13+14	
ABIA	17	3,363,791,491.92	551,282,986.91	3,915,074,478.83	90,495,551.45	0.00	773,234,922.72	3,051,344,004.66	22,351,569.54	95,636,460.37	46,818,230.18	1,621,253,657.27	1,621,253,657.27	5,652,161,166.01	4,741,767,461.65			
ADAMA WA	21	3,578,959,688.34	-	3,578,959,688.34	102,531,326.80	0.00	507,476,131.33	2,966,688,230.21	18,643,227.17	99,613,091.51	-	1,695,224,237.86	1,695,224,237.86	5,391,976,744.88	4,782,692,286.75			
AKWAIBOM	31	3,611,250,367.55	11,092,246,412.28	14,703,996,779.83	80,009,252.76	0.00	1,216,555,055.96	13,407,632,471.10	105,972,307.25	100,538,788.14	50,269,394.07	2,044,416,839.41	2,044,416,839.41	16,949,924,714.62	15,608,291,011.83			
ANAMBRA	21	3,571,791,797.96	-	3,571,791,797.96	86,007,208.38	0.00	433,973,005.02	3,051,811,584.56	18,608,800.35	99,426,478.11	-	99,426,478.11	2,021,458,067.83	2,021,458,067.83	5,711,285,144.25	5,191,204,930.85		
BALCHHI	20	4,296,985,202.01	-	4,296,985,202.01	222,151,610.31	0.00	2,255,000,000	886,657,406.04	22,387,010.28	119,613,384.34	-	1,119,613,384.34	1,928,833,862.05	1,928,833,862.05	6,367,819,458.69	5,058,555,442.34		
BAVELSA	8	3,178,477,707.74	10,666,506,509.65	13,845,024,217.39	172,604,749.97	0.00	2,330,381,566.69	11,279,167,900.73	18,201,27.64	88,479,906.43	44,239,953.22	1,469,832,159.58	1,469,832,159.58	1,469,832,159.58	15,484,596,411.04	12,874,470,141.16		
BENUE	23	4,028,701,401.34	-	4,028,701,401.34	55,414,264.83	0.00	1,083,855,987.23	1,061,278,592.57	22,808,152,556.71	20,989,569.33	112,148,280.11	56,072,640.06	56,072,640.06	1,890,321,370.69	6,021,157,231.46	4,744,535,836.78		
BORNO	27	4,463,223,783.31	-	4,463,223,783.31	38,682,179.93	0.00	548,637,168.68	3,875,990,434.70	33,253,102.35	124,240,898.37	-	124,240,898.37	1,870,095,291.69	1,870,095,291.69	6,480,813,075.73	5,893,493,727.12		
CROSS RIVER	18	3,612,566,320.39	-	3,612,566,320.39	37,525,536.31	0.00	1,343,951,928	1,820,190.93	100,555,934.16	50,277,967.08	50,277,967.08	1,645,911,401.52	1,645,911,401.52	5,375,653,847.01	3,566,611,627.57			
DELTA	25	3,647,282,022.95	16,954,196,198.60	20,601,678,221.55	57,272,995.84	0.00	1,576,779,791.70	18,967,170,434.10	146,869,602.59	101,535,435.32	50,766,717.66	90,766,717.66	1,979,344,482.27	1,979,344,482.27	22,829,252,741.73	21,144,151,236.53		
EBONYI	13	3,213,839,376.97	-	3,213,839,376.97	85,077,064.76	0.00	469,534,601.78	2,659,237,710.43	16,743,891.78	89,462,305.90	-	89,462,305.90	1,559,200,072.30	1,559,200,072.30	4,879,245,646.95	4,324,643,980.41		
EDO	18	3,358,977,229.07	2,017,285,146.00	5,376,262,375.07	144,569,361.52	0.00	1,156,611,399.41	4,075,881,614.14	78,208,184.24	93,302,447.74	46,751,223.87	46,751,223.87	1,846,343,924.67	1,846,343,924.67	7,344,406,331.72	5,996,674,946.92		
EKITI	16	3,212,025,826.14	-	3,212,025,826.14	186,651,942.98	0.00	490,204,300	1,865,831,939.81	16,744,443.30	89,411,822.85	-	89,411,822.85	1,552,941,834.12	1,552,941,834.12	4,871,113,924.40	3,524,920,000.07		
ENUGU	17	3,612,678,092.00	-	3,612,678,092.00	134,272,278.47	0.00	448,798,425.14	2,291,607,288.39	18,821,815.25	100,564,612.82	-	100,564,612.82	1,779,948,884.48	1,779,948,884.48	5,512,013,404.54	4,890,942,700.93		
GOINBE	11	3,383,669,798.70	-	3,383,669,798.70	88,010,682.84	0.00	326,362,473.37	2,441,131,803.72	17,628,697.10	94,189,804.50	-	94,189,804.50	1,605,515,613.23	1,605,515,613.23	5,099,003,913.52	4,156,645,918.54		
IMO	27	3,724,977,256.09	1,162,310,418.18	4,887,287,674.26	133,288,699.46	0.00	1,091,843,092.56	3,672,155,922.24	29,101,193.44	103,969,003.62	51,984,501.81	51,984,501.81	1,792,189,406.95	1,792,189,406.95	6,923,547,78.27	5,545,511,024.44		
JIGAWA	27	4,017,314,511.13	-	4,017,314,511.13	53,213,368.04	0.00	329,344,370.04	3,634,726,772.05	20,929,944.38	111,828,308.00	-	111,828,308.00	1,973,343,091.18	1,973,343,091.18	6,123,415,854.70	5,740,558,116.62		
KADUNA	23	4,706,751,205.42	-	4,706,751,205.42	687,279,853.72	0.00	369,375,694.85	3,650,095,656.85	24,521,864.21	131,019,869.62	-	131,019,869.62	2,325,333,459.10	2,325,333,459.10	7,187,666,298.35	6,130,990,849.78		
KANO	44	5,698,946,336.19	-	5,698,946,336.19	124,682,148.02	0.00	1,190,000,966	4,313,644,844.51	29,686,446.64	158,614,138.60	-	158,614,138.60	3,231,496,861.68	3,231,496,861.68	9,117,843,783.11	7,724,162,291.43		
KATSINA	34	4,415,823,744.42	-	4,415,823,744.42	176,628,006.62	0.00	1,000,000,000	2,977,668,008.04	23,006,151.27	122,921,443.27	-	122,921,443.27	2,173,703,906.33	2,173,703,906.33	6,235,454,645.28	5,294,298,998.90		
KEBBI	21	3,793,214,627.22	-	3,793,214,627.22	82,333,008.08	0.00	337,125,653.64	3,353,755,906.50	19,762,398.72	105,590,133.03	52,795,066.51	52,795,066.51	1,715,728,853.73	1,715,728,853.73	5,634,296,012.70	5,142,022,224.47		
KOCHI	21	3,970,550,579.60	-	3,970,550,579.60	61,568,712.32	0.00	267,593,824.10	2,862,904,284.12	20,685,565.39	110,520,922.63	55,260,496.32	55,260,496.32	1,706,866,466.86	1,706,866,466.86	5,808,423,204.48	4,650,216,512.69		
KWARA	16	3,107,705,373.65	-	3,107,705,373.65	80,541,486.10	0.00	303,900,000	1,943,663,314.45	16,659,544.68	89,013,190.38	44,506,595.19	44,506,595.19	1,556,662,017.75	1,556,662,017.75	4,860,400,164.47	3,561,491,762.08		
LAGOS	20	4,812,569,779.82	-	4,812,569,779.82	2,729,185,836.03	2,000,000,000.00	11,212,640.34	71,971,203.45	25,072,130.03	133,959,929.81	-	133,959,929.81	12,126,108,306.74	1,000,000,000.00	11,126,108,306.74	17,097,510,146.40	11,357,111,670.03	
NASSARAWA	13	3,312,829,638.19	-	3,312,829,638.19	73,078,018.00	0.00	124,722,672.83	2,832,604,072.67	17,259,624.53	92,217,856.51	-	92,217,856.51	1,449,008,632.56	1,449,008,632.56	4,871,315,751.78	4,383,090,186.26		
NIGER	25	4,253,182,169.77	-	4,253,182,169.77	48,924,779.93	0.00	217,827,441.00	3,575,404,766.52	22,169,219.23	118,449,730.77	99,224,865.39	99,224,865.39	1,879,485,519.37	1,879,485,519.37	6,275,286,639.15	5,356,284,370.51		
OGUN	20	3,337,343,029.76	-	3,337,343,029.76	158,669,498.15	0.00	1,455,701,878.05	1,723,002,652.55	17,387,811.79	92,902,758.69	-	92,902,758.69	1,971,183,490.45	1,971,183,490.45	5,418,908,990.68	3,804,536,714.48		
ONDO	18	3,344,048,860.34	1,378,989,127.82	4,723,038,988.16	104,099,491.91	0.00	951,959,613.62	3,172,663,607.80	27,879,709.26	93,086,809.46	46,543,404.73	46,543,404.73	1,792,571,553.91	1,792,571,553.91	6,636,573,060.79	5,029,658,275.70		
OSUN	30	3,276,529,220.23	-	3,276,529,220.23	207,012,696.75	0.00	1,641,168,081.61	1,428,071,451.87	17,069,058.64	91,199,666.46	-	91,199,666.46	1,762,860,053.23	1,762,860,053.23	5,147,381,008.56	3,299,200,230.19		
OYO	33	4,029,146,524.87	-	4,029,146,524.87	449,026,038.25	0.00	1,014,552,371.19	2,565,568,134.43	20,991,588.39	112,157,670.83	-	112,157,670.83	3,270,814,883.67	3,270,814,883.67	7,433,110,667.75	5,996,532,256.31		
PLATEAU	17	3,751,268,190.69	-	3,751,268,190.69	59,905,167.45	0.00	3,094,422,977	1,949,948,005.43	19,543,860.54	104,422,487.57	52,211,243.79	52,211,243.79	1,704,787,491.65	1,704,787,491.65	5,580,022,030.45	3,726,291,201.40		
RIVERS	23	3,929,052,488.22	-	3,929,052,488.22	292,250,943.47	0.00	689,403,695.96	12,990,454,083.08	79,640,222.57	107,843,720.86	53,921,860.43	53,921,860.43	4,079,376,252.68	4,079,376,252.68	18,149,239,418.63	17,113,392,918.77		
SOKOTO	23	3,929,052,488.22	-	3,929,052,488.22	68,150,704.62	0.00	927,400,238.32	2,965,501,545.28	20,626,403.07	110,206,492.37	-	110,206,492.37	1,789,464,706.81	1,789,464,706.81	5,879,350,990.47	4,883,299,147.53		
TARABA	16	3,460,377,287.54	-	3,460,377,287.54	85,537,314.11	0.00	1,109,096,261.64	2,265,743,711.79	18,028,338.07	96,325,078.86	-	96,325,078.86	1,532,930,227.86	1,532,930,227.86	5,107,660,933.34	3,913,027,336.58		
YOBE	17	3,567,204,776.59	-	3,567,204,776.59	54,061,838.01	0.00	493,120,130.98	3,074,002,275.60	18,584,902.27	99,298,791.11	-	99,298,791.11	1,568,810,562.66	1,568,810,562.66	5,251,899,032.62	4,704,217,013.63		
ZAMFARA	14	3,574,801,881.16	-	3,574,801,881.16	48,419,895.79	0.00	232,938,867	2,334,460,492.46	18,624,482.68	99,510,268.54	-	99,510,268.54	1,671,400,543.36	1,671,400,543.36	5,364,337,177.74	4,123,996,260.03		
Total (States/LCCs)		156,222,477,000.55	53,831,023,118.68	210,053,499,119.2	19,065,670,119.2	7,658,263,731.98	8,813,243,618.20	28,120,835,077.51	145,461,127,691.5	1,084,583,688.87	3,791,972,991.65	761,644,160.30	3,030,328,831.35	79,547,787,389.52	1,000,000,000.00	78,547,787,389.52	274,478,014,189.27	228,129,277,601.28

Details of Distribution of Ecology Revenue Allocation to States by Federation Account Allocation Committee for the month of September, 2021 Shared in October, 2021

1	2	3	4	5(3+4)
Beneficiaries	No. of LGCs	Gross Statutory Allocation (Ecology)	Exchange Gain Difference (Ecology)	Total Net Amount
		₦	₦	₦
ABIA	17	93,151,149.01	485,311.36	93,636,460.37
ADAMAWA	21	99,096,803.68	516,287.83	99,613,091.51
AKWA IBOM	31	100,017,702.49	521,085.65	100,538,788.14
ANAMBRA	21	98,911,157.48	515,320.62	99,426,478.11
BAUCHI	20	118,993,436.36	619,947.98	119,613,384.34
BAYELSA	8	88,021,321.14	458,585.29	88,479,906.43
BENUE	23	111,564,038.81	581,241.30	112,145,280.11
BORNO	27	123,596,966.31	643,932.07	124,240,898.37
CROSS RIVER	18	100,034,759.64	521,174.52	100,555,934.16
DELTA	25	101,007,194.48	526,240.84	101,533,435.32
EBONYI	13	88,998,628.90	463,677.00	89,462,305.90
EDO	18	93,017,830.96	484,616.78	93,502,447.74
EKITI	16	88,948,407.49	463,415.35	89,411,822.85
ENUGU	17	100,043,393.32	521,219.50	100,564,612.82
GOMBE	11	93,701,625.19	488,179.30	94,189,804.50
IMO	27	103,430,139.40	538,864.22	103,969,003.62
JIGAWA	27	111,248,709.54	579,598.46	111,828,308.00
KADUNA	23	130,340,802.61	679,067.01	131,019,869.62
KANO	44	157,792,052.39	822,086.21	158,614,138.60
KATSINA	34	122,284,349.85	637,093.42	122,921,443.27
KEBBI	21	105,042,866.60	547,266.43	105,590,133.03
KOGI	21	109,948,169.90	572,822.73	110,520,992.63
KWARA	16	88,551,841.12	461,349.27	89,013,190.38
LAGOS	20	133,265,624.67	694,305.14	133,959,929.81
NASSARAWA	13	91,739,897.67	477,958.83	92,217,856.51
NIGER	25	117,835,813.93	613,916.84	118,449,730.77
OGUN	20	92,421,250.05	481,508.63	92,902,758.69
ONDO	18	92,604,346.90	482,462.56	93,086,809.46
OSUN	30	90,726,984.84	472,681.62	91,199,666.46
OYO	33	111,576,365.30	581,305.52	112,157,670.83
PLATEAU	17	103,881,272.97	541,214.60	104,422,487.57
RIVERS	23	107,284,774.24	558,946.62	107,843,720.86
SOKOTO	23	109,635,299.67	571,192.70	110,206,492.37
TARABA	16	95,825,832.58	499,246.29	96,325,078.86
YOBE	17	98,784,132.27	514,658.83	99,298,791.11
ZAMFARA	14	98,994,513.63	515,754.90	99,510,268.54
Total States		3,772,319,455.40	19,653,536.25	3,791,972,991.65

Summary of Distribution of Revenue Allocation to Local Government Councils by Federation Account Allocation Committee for the month of September, 2021 Shared in October, 2021

<i>I</i>	<i>2</i>	<i>3</i>	<i>4</i>	<i>5</i>	<i>6</i>	<i>7</i>	<i>8(6 - 7)</i>	<i>9</i>	<i>10(3+4+5+8+9)</i>
<i>Beneficiaries</i>	<i>No. of LGCs</i>	<i>Gross Statutory Allocation</i>	<i>Deduction</i>	<i>Exchange Gain</i>	<i>Total Ecology</i>	<i>Transfer of 50% Share of Ecology to NDDC/HYPPADEC</i>	<i>Net Share of Ecology</i>	<i>Value Added Tax</i>	<i>Total Net Amount</i>
		₦	₦	₦	₦	₦	₦	₦	₦
ABIA	17	2,174,969,461.00	(22,415,486.60)	11,331,447.84	65,589,027.27	32,794,513.63	32,794,513.63	963,530,266.79	3,160,210,202.67
ADAMAWA	21	2,743,411,816.08	(27,689,718.74)	14,292,995.12	82,731,144.34	-	82,731,144.34	1,155,285,480.42	3,968,031,717.23
AKWA IBOM	31	3,654,063,328.59	(40,875,299.09)	19,037,429.61	110,193,022.75	55,096,511.37	55,096,511.37	1,711,668,768.77	5,398,990,739.25
ANAMBRA	21	2,758,237,504.39	(27,689,718.74)	14,370,235.98	83,178,232.21	-	83,178,232.21	1,350,083,396.00	4,178,179,649.84
BAUCHI	20	3,131,145,388.29	(26,371,160.70)	16,313,061.53	94,423,753.49	-	94,423,753.49	1,285,530,007.29	4,501,041,049.90
BAYELSA	8	1,274,490,783.39	(10,548,464.28)	6,640,013.16	38,433,923.90	19,216,961.95	19,216,961.95	525,927,230.82	1,815,726,525.03
BENUE	23	3,407,170,785.87	(169,865,333.33)	17,751,135.70	102,747,657.65	51,373,828.82	51,373,828.82	1,344,435,179.56	4,650,865,596.63
BORNO	27	3,699,166,425.80	(35,601,066.95)	19,272,413.78	111,553,165.19	-	111,553,165.19	1,491,146,349.83	5,285,537,287.65
CROSS RIVER	18	2,384,736,086.12	(62,285,310.81)	12,424,318.16	71,914,812.13	35,957,406.06	35,957,406.06	1,012,481,735.51	3,383,314,235.04
DELTA	25	3,055,697,270.82	(32,963,950.88)	15,919,981.80	92,148,517.58	46,074,258.79	46,074,258.79	1,470,500,193.26	4,555,227,753.80
EBONYI	13	1,764,074,066.55	(66,072,847.85)	9,190,709.86	53,197,943.29	-	53,197,943.29	765,980,293.99	2,526,370,165.85
EDO	18	2,338,022,003.25	(23,734,044.63)	12,180,940.86	70,506,088.32	35,253,044.16	35,253,044.16	1,122,706,755.56	3,484,428,699.20
EKITI	16	1,856,474,257.43	(21,096,928.56)	9,672,108.78	55,984,390.99	-	55,984,390.99	878,333,293.45	2,779,367,122.08
ENUGU	17	2,375,465,114.68	(22,415,486.60)	12,376,017.01	71,635,233.95	-	71,635,233.95	1,055,805,024.40	3,492,865,903.44
GOMBE	11	1,627,670,355.67	(68,487,695.82)	8,480,055.50	49,084,512.33	-	49,084,512.33	722,014,100.86	2,338,761,328.54
IMO	27	3,183,651,671.47	(35,601,066.95)	16,586,615.81	96,007,148.62	48,003,574.31	48,003,574.31	1,445,545,676.11	4,658,186,470.76
JIGAWA	27	3,344,725,831.82	(35,601,066.95)	17,425,801.59	100,864,549.00	-	100,864,549.00	1,548,411,837.02	4,975,826,952.50
KADUNA	23	3,761,460,910.10	(30,326,834.81)	19,596,963.94	113,431,736.22	-	113,431,736.22	1,636,878,484.63	5,501,041,260.09
KANO	44	5,988,568,147.62	(570,680,998.59)	31,200,046.17	180,593,045.81	-	180,593,045.81	2,951,134,225.59	8,580,814,466.61
KATSINA	34	4,559,198,864.79	(44,830,973.19)	23,753,126.22	137,488,559.73	-	137,488,559.73	1,949,020,258.88	6,624,629,836.42
KEBBI	21	2,877,343,864.15	(27,689,718.74)	14,990,772.28	86,770,039.09	43,385,019.55	43,385,019.55	1,167,770,540.84	4,075,800,478.09
KOGI	21	2,973,945,644.76	(214,832,717.51)	15,494,061.21	89,683,191.18	44,841,595.59	44,841,595.59	1,164,873,123.14	3,984,321,707.19
KWARA	16	2,104,378,049.37	(21,096,928.56)	10,963,671.23	63,460,251.62	31,730,125.81	31,730,125.81	879,677,743.40	3,005,652,661.24
LAGOS	20	3,584,799,985.45	(26,371,160.70)	18,676,572.14	108,104,296.73	-	108,104,296.73	6,403,718,300.00	10,088,927,993.63
NASSARAWA	13	1,877,467,918.80	(103,293,338.79)	9,781,484.37	56,617,482.10	-	56,617,482.10	701,329,297.14	2,541,902,843.62
NIGER	25	3,475,048,295.20	(32,963,950.88)	18,104,773.06	104,794,592.05	52,397,296.02	52,397,296.02	1,416,635,884.09	4,929,222,297.50
OGUN	20	2,479,086,889.29	(142,148,111.10)	12,915,879.64	74,760,083.07	-	74,760,083.07	1,273,517,904.28	3,698,132,645.18
ONDO	18	2,367,684,792.52	(70,911,171.45)	12,335,482.04	71,400,608.24	35,700,304.12	35,700,304.12	1,104,446,384.39	3,449,255,791.61
OSUN	30	3,207,088,914.15	(121,585,386.15)	16,708,722.31	96,713,929.09	-	96,713,929.09	1,521,019,065.43	4,719,945,244.83
OYO	33	4,045,492,434.23	(127,200,996.62)	21,076,749.50	121,997,075.51	-	121,997,075.51	2,439,877,683.08	6,501,242,945.71
PLATEAU	17	2,535,981,717.12	(22,415,486.60)	13,212,297.95	76,475,820.45	38,237,910.23	38,237,910.23	1,016,432,009.42	3,581,448,448.12
RIVERS	23	3,143,489,925.34	(30,326,834.81)	16,377,375.76	94,796,019.03	47,398,009.52	47,398,009.52	2,459,266,116.49	5,636,204,592.30
SOKOTO	23	3,165,980,891.40	(66,315,872.98)	16,494,552.21	95,474,263.31	-	95,474,263.31	1,291,883,568.42	4,503,517,402.37
TARABA	16	2,372,913,270.09	(21,096,928.56)	12,362,722.07	71,558,279.76	-	71,558,279.76	865,628,185.80	3,301,365,529.16
YOBE	17	2,385,756,337.17	(22,415,486.60)	12,429,633.60	71,945,579.12	-	71,945,579.12	918,829,947.61	3,366,546,010.90
ZAMFARA	14	2,155,690,334.00	(18,459,812.49)	11,231,004.86	65,007,640.17	-	65,007,640.17	895,150,969.47	3,108,620,136.00
FCT, ABUJA	6	952,102,202.14	(7,911,348.21)	4,960,389.85	28,711,877.76	-	28,711,877.76	3,776,975,890.93	4,754,839,012.47
Total LGCs		104,786,651,538.89	(2,452,188,704.71)	545,931,562.49	3,159,977,493.04	617,460,359.93	2,542,517,133.11	55,683,451,172.66	161,106,362,702.43

CONTACT



National Bureau of Statistics
Head Office

Plot 762 Independence Avenue,
Central Business District, Garki
Abuja.

Sunday J. Ichedi
Information Desk

Head, Communication & Public
Relations Department (C&PRD)
Phone: +2348037051701
sjchedi@nigerianstat.gov.ng

Moses Mathew
Statistical Information Officer

Phone: +2347069071157
matmoses@nigerianstat.gov.ng

Nuhu Joseph Waney II
Chief of Protocol

Phone: +2348037020063
jwnuhu@nigerianstat.gov.ng



@nbs_nigeria



NBSNigeria



nbs_nigeria

