



NATIONAL BUREAU OF STATISTICS

# Federation Account Allocation Committee (FAAC)

(July 2021 Disbursement)

**Report Date: February 2022**

**Data Source: National Bureau of Statistics (NBS)**

# CONTENT

Executive Summary	3
<b>FAAC for Month of June, 2021 Shared in July, 2021</b>	
Summary of Gross Revenue Allocation by FAAC	4
Distribution of Revenue Allocation to FGN by FAAC	5
Distribution of Revenue Allocation to State Governments by FAAC	6
Methodology	15
Appendix	16
Contact	21

## EXECUTIVE SUMMARY

The Federation Account Allocation Committee (FAAC) disbursed the sum of N970.57bn to the three tiers of government in July 2021 from the revenue generated in June 2021. The amount disbursed comprised of N812.41bn from the Statutory Account, N154.47bn from Valued Added Tax (VAT) and N3.69bn from Distribution of Exchange Gain difference.

The Federal Government received a total of N304.95bn from the N970.57bn while States received a total of N215.57bn and Local Governments received N161.10bn. The sum of N51.47bn was shared among the oil producing states from the 13% derivation fund. The Revenue generating agencies such as Nigeria Customs Service (NCS), Federal Inland Revenue Service (FIRS) and Department of Petroleum Resources (DPR) received N8.37bn, N17.50bn and N11.05bn respectively as cost of revenue collections.

Further breakdown of revenue allocation distribution to the Federal Government of Nigeria (FGN) revealed that the sum of N192.59bn was disbursed to the FGN consolidated revenue account; N5.38bn shared as share of derivation and ecology; N2.69bn as stabilization fund; N9.04bn for the development of natural resources; and N6.77bn to the Federal Capital Territory (FCT) Abuja.

# FEDERATION ACCOUNT ALLOCATION COMMITTEE (FAAC)

## JULY 2021 DISBURSEMENT

Summary of Gross Revenue Allocation by Federation Account Allocation Committee for the Month of June, 2021 Shared in July, 2021



**FGN**  
**N304.95 bn**

**Statutory Allocation**  
N281.62 bn

**Others\***  
N1.78 bn

**VAT**  
N21.55 bn



**STATE**  
**N215.57 bn**

**Statutory Allocation**  
N142.84 bn

**Others\***  
N0.90 bn

**VAT**  
N71.83 bn



**LGCs**  
**N161.10 bn**

**Statutory Allocation**  
N110.13 bn

**Others\***  
N0.70 bn

**VAT**  
N50.28 bn

**13% Derivation Fund**  
N51.47 bn

**Cost of Collection - NCS**  
N8.37 bn

**Cost of Collection - FIRS**  
N17.50 bn

**Cost of Collections - DPR**  
N11.05 bn

**13% Derivation Refund to Oil Producing States**  
N23.92 bn

**Refund to States on WHT and Stamp Duties on Individuals**  
N17.80 bn

**Transfer to Non Oil Excess Account**  
N150.00 bn

**NCS Refund**  
N0.03 bn

**Refund of Cost of Collection**  
N0.10 bn

**Police Trust Fund**  
N4.08 bn

**North East Development Commission**  
N4.63 bn








**N970.57 bn**

*NB:- Others\* for this month is distribution of Exchange gains. See tables in appendix for details*

# FEDERATION ACCOUNT ALLOCATION COMMITTEE (FAAC) JULY 2021 DISBURSEMENT

Distribution of Revenue Allocation to FGN by  
Federation Account Allocation Committee for the Month  
of June, 2021 Shared in July, 2021



BENEFICIARIES	STATUTORY ALLOCATION	OTHERS	VAT	TOTAL
 <b>FGN (CRF Account)</b>	N170,838,137,670.32	N1,639,816,325.43	N20,111,361,848.37	N192,589,315,844.12
 <b>Share of Derivation &amp; Ecology</b>	N5,345,915,330.89	N33,810,645.89	-	N5,379,725,976.78
 <b>Stabilization</b>	N2,672,957,665.45	N16,905,322.94	-	N2,689,862,988.39
 <b>Development of Natural Resources</b>	N8,981,137,755.90	N56,801,885.09	-	N9,037,939,640.99
 <b>FCT-Abuja</b>	N5,295,987,311.89	N33,810,645.89	N1,436,525,846.31	N6,766,323,804.09
<b>TOTAL</b>	<b>N216,463,168,254.36</b>			

# FEDERATION ACCOUNT ALLOCATION COMMITTEE (FAAC) JULY 2021 DISBURSEMENT

Distribution of Revenue Allocation to State Governments by Federation Account Allocation Committee for the Month of June, 2021 Shared in July, 2021



**ABIA**

**Net Statutory Allocation**

**N2,965,041,963.24**

**Share of Ecology**

**N95,647,231.54**

**Others\***

**N25,431,449.47**

**VAT Allocation**

**N1,482,460,029.02**

**TOTAL**

**N4,568,580,673.26**



**ADAMAWA**

**Net Statutory Allocation**

**N3,071,435,115.51**

**Share of Ecology**

**N101,752,206.25**

**Others\***

**N23,092,874.66**

**VAT Allocation**

**N1,530,713,120.34**

**TOTAL**

**N4,726,993,316.75**



**AKWA IBOM**

**Net Statutory Allocation**

**N11,444,520,539.44**

**Share of Ecology**

**N102,697,781.50**

**Others\***

**N95,210,850.64**

**VAT Allocation**

**N1,788,544,311.41**

**TOTAL**

**N13,430,973,482.99**



**ANAMBRA**

**Net Statutory Allocation**

**N3,241,881,873.12**

**Share of Ecology**

**N101,561,585.47**

**Others\***

**N23,049,612.88**

**VAT Allocation**

**N1,755,612,603.05**

**TOTAL**

**N5,122,105,674.51**

# FEDERATION ACCOUNT ALLOCATION COMMITTEE (FAAC) JULY 2021 DISBURSEMENT

Distribution of Revenue Allocation to State Governments by Federation Account Allocation Committee for the Month of June, 2021 Shared in July, 2021



**BAUCHI**

**Net Statutory Allocation**

**N3,278,719,671.93**

**Share of Ecology**

**N122,181,990.03**

**Others\***

**N27,729,456.55**

**VAT Allocation**

**N1,833,981,021.57**

**TOTAL**

**N5,262,612,140.08**



**BAYELSA**

**Net Statutory Allocation**

**N12,585,992,117.33**

**Share of Ecology**

**N90,379,944.56**

**Others\***

**N74,290,232.61**

**VAT Allocation**

**N1,386,662,496.40**

**TOTAL**

**N14,137,324,790.90**



**BENUÉ**

**Net Statutory Allocation**

**N2,844,548,767.22**

**Share of Ecology**

**N57,276,756.99**

**Others\***

**N25,998,158.06**

**VAT Allocation**

**N1,660,561,750.00**

**TOTAL**

**N4,588,385,432.26**



**BORNO**

**Net Statutory Allocation**

**N3,990,475,973.75**

**Share of Ecology**

**N126,908,876.37**

**Others\***

**N28,802,233.23**

**VAT Allocation**

**N1,737,834,504.51**

**TOTAL**

**N5,884,021,587.86**

# FEDERATION ACCOUNT ALLOCATION COMMITTEE (FAAC) JULY 2021 DISBURSEMENT

Distribution of Revenue Allocation to State Governments by Federation Account Allocation Committee for the Month of June, 2021 Shared in July, 2021



**CROSS RIVER**

**Net Statutory Allocation**

**N2,022,887,495.97**

**Share of Ecology**

**N102,715,295.72**

**Others\***

**N23,311,449.82**

**VAT Allocation**

**N1,480,587,628.85**

**TOTAL**

**N3,629,501,870.36**



**DELTA**

**Net Statutory Allocation**

**N16,892,896,585.31**

**Share of Ecology**

**N103,713,787.97**

**Others\***

**N127,889,394.48**

**VAT Allocation**

**N1,940,757,539.78**

**TOTAL**

**N19,065,257,307.54**



**EBONYI**

**Net Statutory Allocation**

**N2,776,796,956.92**

**Share of Ecology**

**N91,383,440.31**

**Others\***

**N20,739,661.69**

**VAT Allocation**

**N1,481,904,841.89**

**TOTAL**

**N4,370,824,900.80**



**EDO**

**Net Statutory Allocation**

**N5,005,118,143.83**

**Share of Ecology**

**N95,510,341.09**

**Others\***

**N31,274,274.07**

**VAT Allocation**

**N1,630,465,195.07**

**TOTAL**

**N6,762,367,954.06**



# FEDERATION ACCOUNT ALLOCATION COMMITTEE (FAAC) JULY 2021 DISBURSEMENT

Distribution of Revenue Allocation to State Governments by Federation Account Allocation Committee for the Month of June, 2021 Shared in July, 2021



**EKITI**

**Net Statutory Allocation**

**N1,997,213,511.60**

**Share of Ecology**

**N91,331,873.16**

**Others\***

**N20,727,958.42**

**VAT Allocation**

**N1,558,217,851.57**

**TOTAL**

**N3,667,491,194.76**



**ENUGU**

**Net Statutory Allocation**

**N3,225,763,648.32**

**Share of Ecology**

**N102,724,160.75**

**Others\***

**N23,313,461.75**

**VAT Allocation**

**N1,594,076,401.22**

**TOTAL**

**N4,945,877,672.04**



**GOMBE**

**Net Statutory Allocation**

**N2,550,631,444.05**

**Share of Ecology**

**N96,212,458.31**

**Others\***

**N21,835,617.36**

**VAT Allocation**

**N1,521,913,142.03**

**TOTAL**

**N4,190,592,661.74**



**IMO**

**Net Statutory Allocation**

**N3,650,267,876.30**

**Share of Ecology**

**N106,201,658.23**

**Others\***

**N32,066,304.51**

**VAT Allocation**

**N1,643,627,384.57**

**TOTAL**

**N5,432,163,223.62**

# FEDERATION ACCOUNT ALLOCATION COMMITTEE (FAAC) JULY 2021 DISBURSEMENT

Distribution of Revenue Allocation to State Governments by Federation Account Allocation Committee for the Month of June, 2021 Shared in July, 2021



**JIGAWA**

**Net Statutory Allocation**

**N3,743,965,136.26**

**Share of Ecology**

**N114,229,735.14**

**Others\***

**N25,924,675.78**

**VAT Allocation**

**N1,734,163,189.45**

**TOTAL**

**N5,618,282,736.64**



**KADUNA**

**Net Statutory Allocation**

**N3,943,296,912.11**

**Share of Ecology**

**N133,833,420.83**

**Others\***

**N30,373,772.98**

**VAT Allocation**

**N2,351,820,444.07**

**TOTAL**

**N6,459,324,550.00**



**KANO**

**Net Statutory Allocation**

**N4,429,947,165.30**

**Share of Ecology**

**N162,020,255.57**

**Others\***

**N36,770,833.71**

**VAT Allocation**

**N2,877,407,791.28**

**TOTAL**

**N7,506,146,045.87**



**KATSINA**

**Net Statutory Allocation**

**N3,969,513,878.64**

**Share of Ecology**

**N125,561,086.98**

**Others\***

**N28,496,349.63**

**VAT Allocation**

**N1,972,658,785.45**

**TOTAL**

**N6,096,230,100.70**

# FEDERATION ACCOUNT ALLOCATION COMMITTEE (FAAC) JULY 2021 DISBURSEMENT

Distribution of Revenue Allocation to State Governments by  
Federation Account Allocation Committee for the Month  
of June, 2021 Shared in July, 2021



**KEBBI**

**Net Statutory  
Allocation**

**N3,462,174,010.98**

**Share of  
Ecology**

**N53,928,800.07**

**Others\***

**N24,478,506.50**

**VAT  
Allocation**

**N1,523,331,825.25**

**TOTAL**

**N5,063,913,142.80**



**KOGI**

**Net Statutory  
Allocation**

**N3,394,640,794.51**

**Share of  
Ecology**

**N56,447,173.09**

**Others\***

**N25,621,606.48**

**VAT  
Allocation**

**N1,548,407,448.09**

**TOTAL**

**N5,025,117,022.18**



**KWARA**

**Net Statutory  
Allocation**

**N2,685,781,305.54**

**Share of  
Ecology**

**N45,462,340.19**

**Others\***

**N20,635,545.16**

**VAT  
Allocation**

**N1,450,287,476.27**

**TOTAL**

**N4,202,166,667.16**



**LAGOS**

**Net Statutory  
Allocation**

**N1,284,596,635.98**

**Share of  
Ecology**

**N136,836,616.56**

**Others\***

**N31,055,354.50**

**VAT  
Allocation**

**N8,327,421,577.98**

**TOTAL**

**N9,779,910,185.01**

# FEDERATION ACCOUNT ALLOCATION COMMITTEE (FAAC) JULY 2021 DISBURSEMENT

Distribution of Revenue Allocation to State Governments by Federation Account Allocation Committee for the Month of June, 2021 Shared in July, 2021



**NASSARAWA**

**Net Statutory Allocation**

**N2,940,713,227.94**

**Share of Ecology**

**N94,198,164.25**

**Others\***

**N21,378,469.13**

**VAT Allocation**

**N1,338,166,779.81**

**TOTAL**

**N4,394,456,641.13**



**NIGER**

**Net Statutory Allocation**

**N3,378,616,764.78**

**Share of Ecology**

**N60,496,673.95**

**Others\***

**N27,459,691.75**

**VAT Allocation**

**N1,688,685,470.55**

**TOTAL**

**N5,155,258,601.02**



**OGUN**

**Net Statutory Allocation**

**N2,000,643,558.55**

**Share of Ecology**

**N94,897,774.18**

**Others\***

**N21,537,247.06**

**VAT Allocation**

**N1,863,188,285.08**

**TOTAL**

**N3,980,266,864.86**



**ONDO**

**Net Statutory Allocation**

**N3,081,891,638.23**

**Share of Ecology**

**N95,085,777.30**

**Others\***

**N30,131,537.26**

**VAT Allocation**

**N1,656,393,094.27**

**TOTAL**

**N4,863,502,047.06**

# FEDERATION ACCOUNT ALLOCATION COMMITTEE (FAAC) JULY 2021 DISBURSEMENT

Distribution of Revenue Allocation to State Governments by Federation Account Allocation Committee for the Month of June, 2021 Shared in July, 2021



**OSUN**

**Net Statutory Allocation**

**N1,549,963,892.63**

**Share of Ecology**

**N93,158,109.35**

**Others\***

**N21,142,426.51**

**VAT Allocation**

**N1,580,801,904.76**

**TOTAL**

**N3,245,066,333.26**



**OYO**

**Net Statutory Allocation**

**N2,883,535,777.47**

**Share of Ecology**

**N114,566,170.79**

**Others\***

**N26,001,030.54**

**VAT Allocation**

**N3,090,710,770.98**

**TOTAL**

**N6,114,813,749.78**



**PLATEAU**

**Net Statutory Allocation**

**N2,065,913,926.77**

**Share of Ecology**

**N53,332,440.20**

**Others\***

**N24,207,816.27**

**VAT Allocation**

**N1,642,279,173.04**

**TOTAL**

**N3,785,733,356.28**



**RIVERS**

**Net Statutory Allocation**

**N13,961,522,559.81**

**Share of Ecology**

**N110,159,582.05**

**Others\***

**N75,670,896.54**

**VAT Allocation**

**N4,063,645,021.83**

**TOTAL**

**N18,210,998,060.23**

# FEDERATION ACCOUNT ALLOCATION COMMITTEE (FAAC) JULY 2021 DISBURSEMENT

Distribution of Revenue Allocation to State Governments by Federation Account Allocation Committee for the Month of June, 2021 Shared in July, 2021



**SOKOTO**

**Net Statutory Allocation**

**N3,301,305,397.84**

**Share of Ecology**

**N112,573,092.27**

**Others\***

**N25,548,697.24**

**VAT Allocation**

**N1,637,922,725.12**

**TOTAL**

**N5,077,349,912.47**



**TARABA**

**Net Statutory Allocation**

**N2,411,110,403.85**

**Share of Ecology**

**N98,393,586.05**

**Others\***

**N22,330,628.84**

**VAT Allocation**

**N1,380,773,801.51**

**TOTAL**

**N3,912,608,420.25**



**YOBE**

**Net Statutory Allocation**

**N3,111,494,013.51**

**Share of Ecology**

**N101,431,156.49**

**Others\***

**N23,020,011.75**

**VAT Allocation**

**N1,563,950,575.53**

**TOTAL**

**N4,799,895,757.28**



**ZAMFARA**

**Net Statutory Allocation**

**N2,541,955,831.90**

**Share of Ecology**

**N101,647,175.23**

**Others\***

**N23,069,037.66**

**VAT Allocation**

**N1,506,356,354.00**

**TOTAL**

**N4,173,028,398.79**



## METHODOLOGY

Data is provided by the Office of the Accountant-General of the Federation (OAGF) and verified and validated by the National Bureau of Statistics (NBS)

## APPENDIX

### Summary of Gross Revenue Allocation by Federation Account Allocation Committee for the Month of June, 2021 Shared in July, 2021

Beneficiaries	Statutory ₦	Exchange Gain Differ- ence ₦	VAT ₦	Total ₦
FGN (see Table II)	281,622,819,631.40	1,781,144,825.23	21,547,887,694.68	304,951,852,151.31
State (see Table III)	142,842,857,641.44	903,420,458.05	71,826,292,315.59	215,572,570,415.08
LGCs (see Table IV)	110,125,855,816.38	696,499,305.23	50,278,404,620.91	161,100,759,742.53
13% Derivation Fund	51,159,154,938.52	310,540,332.46	-	51,469,695,270.98
Cost of Collection - NCS	7,510,032,547.64	-	859,641,775.46	8,369,674,323.10
Cost of Collections - FIRS	12,178,987,521.93	-	5,318,964,015.14	17,497,951,537.07
Cost of Collections - DPR	11,045,968,100.84	-	-	11,045,968,100.84
NCS Refunds	25,050,317.99	-	-	25,050,317.99
Refunds on Cost of Col- lection	100,000,000.00	-	-	100,000,000.00
Police Trust Fund	4,080,502,780.10	-	-	4,080,502,780.10
13% Derivation Refund to Oil Producing States	23,920,441,326.36	-	-	23,920,441,326.36
Refund to States being WHT AND STAMP DU- TIES ON INDIVIDU- ALS	17,797,280,476.50	-	-	17,797,280,476.50
Transfer to Non Oil Ex- cess Account	150,000,000,000.00	-	-	150,000,000,000.00
North East Development Commission	-	-	4,633,954,342.94	4,633,954,342.94
<b>Total</b>	<b>812,408,951,099.10</b>	<b>3,691,604,920.98</b>	<b>154,465,144,764.72</b>	<b>970,565,700,784.80</b>



**Distribution of Revenue Allocation to FGN by Federation Account Allocation Committee for the Month of June, 2021 Shared in July, 2021**

0	1	2	3	4=2-3	5	6	7=4+5+6
S/n	Beneficiaries	Gross Statutory Al- location	Less Deduction	Net Statutory Allo- cation	Exchange Gain Differ- ence	VAT	Total Net Amount
		₦	₦	₦	₦	₦	₦
1	FGN (CRF Account)	259,276,893,548.27	88,438,755,877.95	170,838,137,670.32	1,639,816,325.43	20,111,361,848.37	192,589,315,844.12
2	Share of Derivation & Ecology	5,345,915,330.89	-	5,345,915,330.89	33,810,645.89	-	5,379,725,976.78
3	Stabilization	2,672,957,665.45	-	2,672,957,665.45	16,905,322.94	-	2,689,862,988.39
4	Development of Natural Resources	8,981,137,755.90	-	8,981,137,755.90	56,801,885.09	-	9,037,939,640.99
5	FCT-Abuja	5,345,915,330.89	49,928,019.00	5,295,987,311.89	33,810,645.89	1,436,525,846.31	6,766,323,804.09
	<b>Total</b>	<b>281,622,819,631.40</b>	<b>88,488,683,896.95</b>	<b>193,134,135,734.45</b>	<b>1,781,144,825.23</b>	<b>21,547,887,694.68</b>	<b>216,463,168,254.36</b>



*Details of Distribution of Ecology Revenue Allocation to States by Federation Account Allocation Committee for the month of*

<i>1</i>	<i>2</i>	<i>3</i>	<i>4</i>	<i>5(3+4)</i>
<i>Beneficiaries</i>	<i>No. of</i>	<i>(Ecology)Gross Statutory Allocation</i>	<i>(Ecology)Exchange Gain Differ-</i>	<i>Total Net Amount</i>
		<b>₦</b>	<b>₦</b>	<b>₦</b>
ABIA	17	95,046,105.25	601,126.28	95,647,231.54
ADAMAWA	21	101,112,711.25	639,494.99	101,752,206.25
AKWA IBOM	31	102,052,343.73	645,437.77	102,697,781.50
ANAMBRA	21	100,923,288.49	638,296.97	101,561,585.47
BAUCHI	20	121,414,097.39	767,892.64	122,181,990.03
BAYELSA	8	89,811,922.26	568,022.30	90,379,944.56
BENUE	23	113,833,565.00	719,948.99	114,553,513.99
BORNO	27	126,111,276.07	797,600.30	126,908,876.37
CROSS RIVER	18	102,069,747.88	645,547.84	102,715,295.72
DELTA	25	103,061,964.78	651,823.19	103,713,787.97
EBONYI	13	90,809,111.21	574,329.09	91,383,440.31
EDO	18	94,910,075.14	600,265.95	95,510,341.09
EKITI	16	90,757,868.16	574,005.00	91,331,873.16
ENUGU	17	102,078,557.19	645,603.56	102,724,160.75
GOMBE	11	95,607,779.67	604,678.63	96,212,458.31
IMO	27	105,534,199.21	667,459.03	106,201,658.23
JIGAWA	27	113,511,821.04	717,914.10	114,229,735.14
KADUNA	23	132,992,300.96	841,119.87	133,833,420.83
KANO	44	161,001,986.33	1,018,269.24	162,020,255.57
KATSINA	34	124,771,957.30	789,129.68	125,561,086.98
KEBBI	21	107,179,733.81	677,866.33	107,857,600.15
KOGI	21	112,184,824.77	709,521.41	112,894,346.18
KWARA	16	90,353,234.51	571,445.87	90,924,680.38
LAGOS	20	135,976,622.13	859,994.43	136,836,616.56
NASSARAWA	13	93,606,145.10	592,019.15	94,198,164.25
NIGER	25	120,232,925.66	760,422.23	120,993,347.89
OGUN	20	94,301,358.10	596,416.07	94,897,774.18
ONDO	18	94,488,179.66	597,597.64	95,085,777.30
OSUN	30	92,572,626.77	585,482.58	93,158,109.35
OYO	33	113,846,142.25	720,028.54	114,566,170.79
PLATEAU	17	105,994,510.11	670,370.30	106,664,880.40
RIVERS	23	109,467,248.16	692,333.89	110,159,582.05
SOKOTO	23	111,865,589.89	707,502.39	112,573,092.27
TARABA	16	97,775,199.41	618,386.64	98,393,586.05
YOBE	17	100,793,679.24	637,477.25	101,431,156.49
ZAMFARA	14	101,008,340.34	638,834.89	101,647,175.23
<b>Total States</b>		<b>3,849,059,038.24</b>	<b>24,343,665.04</b>	<b>3,873,402,703.28</b>

**Summary of Distribution of Revenue Allocation to Local Government Councils by Federation Account Allocation Committee for the month of June, 2021 Shared in July, 2021**

1	2	3	4	5	6	7	8(3+4+5+6+7)
<i>Beneficiaries</i>	<i>No. of LGCs</i>	<i>Statutory Allocation</i>	<i>Deduction</i>	<i>Exchange Gain</i>	<i>Total Ecology</i>	<i>Value Added Tax</i>	<i>Total Net Amount</i>
		₦	₦	₦	₦	₦	₦
ABIA	17	2,219,214,454.33	(113,650,837.46)	14,035,589.68	66,997,501.32	884,232,653.22	3,070,829,361.10
ADAMAWA	21	2,799,220,524.97	(140,392,210.98)	17,703,881.95	84,507,732.21	1,047,917,824.31	3,808,957,752.46
AKWA IBOM	31	3,728,397,249.36	(207,245,644.78)	23,580,530.43	112,559,333.39	1,538,870,468.68	5,196,161,937.08
ANAMBRA	21	2,814,347,809.46	(140,392,210.98)	17,799,555.60	84,964,420.95	1,197,795,394.84	3,974,514,969.88
BAUCHI	20	3,194,841,688.07	(133,706,867.60)	20,206,017.92	96,451,431.18	1,219,076,939.80	4,396,869,209.38
BAYELSA	8	1,300,417,508.90	(53,482,747.04)	8,224,588.90	39,259,262.93	518,423,423.70	1,812,842,037.40
BENUE	23	3,476,482,218.23	(153,762,897.74)	21,987,274.76	52,477,042.39	1,205,843,766.30	4,603,027,403.94
BORNO	27	3,774,417,870.37	(180,504,271.26)	23,871,591.32	113,948,683.85	1,381,506,361.52	5,113,240,235.80
CROSS RIVER	18	2,433,248,322.31	(120,336,180.84)	15,389,263.07	73,459,127.56	916,340,269.25	3,318,100,801.36
DELTA	25	3,117,858,743.79	(167,133,584.50)	19,719,133.47	94,127,336.32	1,438,413,434.99	4,502,985,064.06
EBONYI	13	1,799,960,292.41	(105,449,054.95)	11,383,985.02	54,340,328.32	744,855,727.77	2,505,091,278.57
EDO	18	2,385,583,943.68	(120,336,180.84)	15,087,806.10	72,020,152.49	1,011,437,907.35	3,363,793,628.78
EKITI	16	1,894,240,162.93	(106,965,494.08)	11,980,265.19	57,186,612.84	891,309,315.32	2,747,750,862.20
ENUGU	17	2,423,788,753.26	(113,650,837.46)	15,329,435.31	73,173,545.66	957,512,313.54	3,356,153,210.31
GOMBE	11	1,660,781,746.57	(73,538,777.18)	10,503,739.78	50,138,564.59	706,558,967.81	2,354,444,241.57
IMO	27	3,248,416,096.67	(180,504,271.26)	20,544,853.32	98,068,828.50	1,321,603,733.11	4,508,129,240.34
JIGAWA	27	3,412,766,958.27	(180,504,271.26)	21,584,302.78	103,030,537.83	1,382,015,711.19	4,738,893,238.81
KADUNA	23	3,837,979,599.60	(153,762,897.74)	24,273,592.29	115,867,595.76	1,648,982,592.15	5,473,340,482.06
KANO	44	6,110,392,459.40	(806,819,553.76)	38,645,639.31	184,471,142.96	2,694,404,448.21	8,221,094,136.13
KATSINA	34	4,651,945,786.97	(227,301,674.92)	29,421,583.01	140,441,021.10	1,773,403,838.20	6,367,910,554.37
KEBBI	21	2,935,877,127.42	(140,392,210.98)	18,568,176.97	44,316,679.57	1,044,432,585.01	3,902,802,357.99
KOGI	21	3,034,444,059.83	(140,392,210.98)	19,191,570.99	45,804,534.46	1,060,132,530.72	4,019,180,485.02
KWARA	16	2,147,187,014.93	(106,965,494.08)	13,580,046.69	32,411,505.92	825,922,113.80	2,912,135,187.27
LAGOS	20	3,657,724,895.11	(133,706,867.60)	23,133,557.78	110,425,753.59	5,806,545,695.19	9,464,123,034.06
NASSARAWA	13	1,915,660,894.39	(86,909,463.94)	12,115,742.23	57,833,299.10	653,731,631.83	2,552,432,103.61
NIGER	25	3,545,740,546.93	(167,133,584.50)	22,425,304.30	53,522,487.77	1,284,078,336.99	4,738,633,091.47
OGUN	20	2,529,518,486.07	(133,706,867.60)	15,998,131.00	76,365,498.51	1,224,037,478.19	3,712,212,726.17
ONDO	18	2,415,850,157.47	(120,336,180.84)	15,279,227.06	72,933,881.54	1,030,178,141.54	3,413,905,226.76
OSUN	30	3,272,330,118.75	(200,560,301.40)	20,696,099.36	98,790,786.54	1,374,023,369.26	4,565,280,072.52
OYO	33	4,127,789,123.43	(220,616,331.54)	26,106,514.54	124,616,869.14	2,413,617,151.16	6,471,513,326.74
PLATEAU	17	2,587,570,714.65	(113,650,837.46)	16,365,286.71	39,059,040.02	985,548,458.42	3,514,892,662.35
RIVERS	23	3,207,437,347.71	(153,762,897.74)	20,285,680.12	96,831,690.83	2,671,007,210.90	5,841,799,031.82
SOKOTO	23	3,230,385,843.26	(153,762,897.74)	20,430,819.62	97,524,499.89	1,184,952,913.15	4,379,531,178.17
TARABA	16	2,421,184,996.97	(106,965,494.08)	15,312,967.66	73,094,938.94	782,953,800.54	3,185,581,210.03
YOBE	17	2,434,289,328.14	(113,650,837.46)	15,395,846.99	73,490,555.25	926,387,364.83	3,335,912,257.75
ZAMFARA	14	2,199,543,135.68	(93,594,807.32)	13,911,176.94	66,403,629.38	807,112,832.52	2,993,375,967.20
FCT, ABUJA	6	971,470,637.58	(40,112,060.28)	6,144,139.53	29,328,443.31	1,723,237,915.57	2,690,069,075.71
HYPPADEC		-	-	-	267,591,290.14	-	267,591,290.14
<b>Total LGCs</b>		<b>106,918,306,617.84</b>	<b>(5,705,659,812.17)</b>	<b>676,212,917.70</b>	<b>3,227,835,586.07</b>	<b>50,278,404,620.91</b>	<b>155,395,099,930.36</b>

# CONTACT



## National Bureau of Statistics

Head Office

Plot 762 Independence Avenue,  
Central Business District, Garki  
Abuja.

## Sunday J. Ichedi

Information Desk

Head, Communication & Public  
Relations Department (C&PRD)  
Phone: +2348037051701  
sjchedi@nigerianstat.gov.ng

## Moses Mathew

Statistical Information Officer

Phone: +2347069071157  
matmoses@nigerianstat.gov.ng

## Nuhu Joseph Waney II

Chief of Protocol

Phone: +2348037020063  
jwnuhu@nigerianstat.gov.ng



@nbs\_nigeria



NBSNigeria



nbs\_nigeria

