



NATIONAL BUREAU OF STATISTICS

Federation Account Allocation Committee (FAAC)

(June 2021 Disbursement)

Report Date: February 2022

Data Source: National Bureau of Statistics (NBS)

CONTENT

Executive Summary	3
FAAC for Month of May, 2021 Shared in June, 2021	
Summary of Gross Revenue Allocation by FAAC	4
Distribution of Revenue Allocation to FGN by FAAC	5
Distribution of Revenue Allocation to State Governments by FAAC	6
Methodology	15
Appendix	16
Contact	21

EXECUTIVE SUMMARY

The Federation Account Allocation Committee (FAAC) disbursed the sum of N681.00bn to the three tiers of government in June 2021 from the revenue generated in May 2021. The amount disbursed comprised of N420.26bn from the Statutory Account, N181.08bn from Valued Added Tax (VAT), N77.94bn from Non-Oil Excess Account, and N1.73bn from Distribution of Exchange Gain.

The Federal Government received a total of N242.12bn from the N681.00bn while States received a total of N194.20bn and Local Governments received N143.74bn. The sum of N25.90bn was shared among the oil producing states from the 13% derivation fund. The Revenue generating agencies such as Nigeria Customs Service (NCS), Federal Inland Revenue Service (FIRS) and Department of Petroleum Resources (DPR) received N8.00bn, N11.33bn and N5.31bn respectively as cost of revenue collections.

Further breakdown of revenue allocation distribution to the Federal Government of Nigeria (FGN) revealed that the sum of N134.79bn was disbursed to the FGN consolidated revenue account; N4.12bn shared as share of derivation and ecology; N2.05bn as stabilization fund; N6.92bn for the development of natural resources; and N5.75bn to the Federal Capital Territory (FCT) Abuja.

FEDERATION ACCOUNT ALLOCATION COMMITTEE (FAAC)

JUNE 2021 DISBURSEMENT

Summary of Gross Revenue Allocation by Federation Account Allocation Committee for the Month of May, 2021 Shared in June, 2021



FGN
N242.12 bn

Statutory Allocation
N175.45 bn

Others*
N41.32 bn

VAT
N25.26 bn



STATE
N194.20 bn

Statutory Allocation
N89.04 bn

Others*
N20.96 bn

VAT
N84.20 bn



LGCs
N143.74 bn

Statutory Allocation
N68.64 bn

Others*
N16.16 bn

VAT
N58.94 bn

13% Derivation Fund
N25.90 bn

Cost of Collection - NCS
N8.01 bn

Cost of Collection - FIRS
N11.33 bn

Cost of Collections - DPR
N5.31 bn

13% Derivation Refund to Oil Producing States
N23.92 bn

Refund to States on WHT and Stamp Duties on Individuals
N17.80 bn

FIRS Refund
N1.00 bn

Refund of Cost of Collection
N0.10 bn

Police Trust Fund
N2.15 bn

North East Development Commission
N5.43 bn



N681.00 bn

TOTAL






NB:- Others* for this month is the sum of Exchange gain, N7.9 bn solid minerals and N50, N20 bn Non-oil excess account. See tables in appendix for details

FEDERATION ACCOUNT ALLOCATION COMMITTEE (FAAC)

JUNE 2021 DISBURSEMENT

Distribution of Revenue Allocation to FGN by Federation Account Allocation Committee for the Month of May, 2021 Shared in June, 2021



BENEFICIARIES	STATUTORY ALLOCATION	OTHERS*	VAT	TOTAL
 FGN (CRF Account)	N73,173,683,446.68	N38,039,763,506.60	N23,576,339,756.71	N134,789,786,709.99
 Share of Derivation & Ecology	N3,332,215,243.81	N784,325,020.76	-	N4,116,540,264.56
 Stabilization	N1,666,107,621.90	N385,162,510.38	-	N2,051,270,132.28
 Development of Natural Resources	N5,598,121,609.60	N1,317,666,034.87	-	N6,915,787,644.46
 FCT-Abuja	N3,282,287,224.81	N784,325,020.76	N1,684,024,268.34	N5,750,636,513.90
TOTAL	N153,624,021,265.20			

FEDERATION ACCOUNT ALLOCATION COMMITTEE (FAAC)

JUNE 2021 DISBURSEMENT

Distribution of Revenue Allocation to State Governments by Federation Account Allocation Committee for the Month of May, 2021 Shared in June, 2021



ABIA

Net Statutory Allocation

N1,995,846,962.19

Share of Ecology

N73,188,798.37

Others*

N514,493,926.43

VAT Allocation

N1,739,095,741.80

TOTAL

N4,322,625,428.79



ADAMAWA

Net Statutory Allocation

N2,027,765,033.90

Share of Ecology

N77,860,295.45

Others*

N541,702,440.39

VAT Allocation

N1,795,559,848.88

TOTAL

N4,442,887,618.62



AKWA IBOM

Net Statutory Allocation

N6,785,729,840.05

Share of Ecology

N78,583,845.06

Others*

N589,294,590.85

VAT Allocation

N2,101,713,817.85

TOTAL

N9,555,322,093.80



ANAMBRA

Net Statutory Allocation

N2,114,608,194.86

Share of Ecology

N77,714,433.36

Others*

N539,347,611.42

VAT Allocation

N2,061,068,895.41

TOTAL

N4,792,739,135.05

FEDERATION ACCOUNT ALLOCATION COMMITTEE (FAAC)

JUNE 2021 DISBURSEMENT

Distribution of Revenue Allocation to State Governments by Federation Account Allocation Committee for the Month of May, 2021 Shared in June, 2021



BAUCHI

Net Statutory Allocation

N1,950,310,986.89

Share of Ecology

N93,493,067.07

Others*

N673,439,054.46

VAT Allocation

N2,153,109,609.16

TOTAL

N4,870,352,717.58



BAYELSA

Net Statutory Allocation

N4,409,153,835.47

Share of Ecology

N69,158,295.89

Others*

N511,519,632.74

VAT Allocation

N1,629,009,255.09

TOTAL

N6,618,841,019.18



BENUE

Net Statutory Allocation

N1,654,239,531.78

Share of Ecology

N43,827,897.07

Others*

N630,396,128.01

VAT Allocation

N1,946,849,366.18

TOTAL

N4,275,312,923.04



BORNO

Net Statutory Allocation

N2,753,844,546.35

Share of Ecology

N97,110,057.61

Others*

N671,328,260.58

VAT Allocation

N2,039,868,302.06

TOTAL

N5,562,151,166.60

FEDERATION ACCOUNT ALLOCATION COMMITTEE (FAAC) JUNE 2021 DISBURSEMENT

Distribution of Revenue Allocation to State Governments by Federation Account Allocation Committee for the Month of May, 2021 Shared in June, 2021



Net Statutory Allocation

N881,403,197.05

Share of Ecology

N78,597,246.86

Others*

N593,920,171.06

VAT Allocation

N1,736,612,195.25

TOTAL

N3,290,532,810.22



Net Statutory Allocation

N9,708,060,411.87

Share of Ecology

N79,361,288.29

Others*

N621,840,236.34

VAT Allocation

N2,283,599,611.77

TOTAL

N12,692,861,548.27



Net Statutory Allocation

N1,805,389,883.64

Share of Ecology

N69,926,165.97

Others*

N516,599,526.64

VAT Allocation

N1,741,273,784.11

TOTAL

N4,133,189,360.36



Net Statutory Allocation

N2,434,203,256.19

Share of Ecology

N73,084,050.47

Others*

N547,451,583.77

VAT Allocation

N1,915,044,208.45

TOTAL

N4,969,783,098.88

FEDERATION ACCOUNT ALLOCATION COMMITTEE (FAAC)

JUNE 2021 DISBURSEMENT

Distribution of Revenue Allocation to State Governments by Federation Account Allocation Committee for the Month of May, 2021 Shared in June, 2021



EKITI

Net Statutory Allocation

N1,094,554,592.32

Share of Ecology

N69,886,707.04

Others*

N486,326,435.07

VAT Allocation

N1,831,940,630.28

TOTAL

N3,482,708,364.71



ENUGU

Net Statutory Allocation

N2,120,634,392.27

Share of Ecology

N78,604,030.33

Others*

N544,448,255.34

VAT Allocation

N1,871,210,524.56

TOTAL

N4,614,897,202.50



GOMBE

Net Statutory Allocation

N1,540,613,793.19

Share of Ecology

N73,621,307.16

Others*

N530,793,832.55

VAT Allocation

N1,788,506,263.51

TOTAL

N3,933,535,196.40



IMO

Net Statutory Allocation

N2,382,560,736.76

Share of Ecology

N81,264,994.57

Others*

N566,330,046.75

VAT Allocation

N1,927,752,892.44

TOTAL

N4,957,908,670.52

FEDERATION ACCOUNT ALLOCATION COMMITTEE (FAAC)

JUNE 2021 DISBURSEMENT

Distribution of Revenue Allocation to State Governments by Federation Account Allocation Committee for the Month of May, 2021 Shared in June, 2021



JIGAWA

Net Statutory Allocation

N2,445,537,599.66

Share of Ecology

N87,408,040.14

Others*

N604,324,091.95

VAT Allocation

N2,034,612,500.05

TOTAL

N5,171,882,231.80



KADUNA

Net Statutory Allocation

N2,493,294,848.96

Share of Ecology

N102,408,685.49

Others*

N732,112,226.04

VAT Allocation

N2,768,392,182.93

TOTAL

N6,096,207,943.43



KANO

Net Statutory Allocation

N2,688,292,472.17

Share of Ecology

N123,977,114.94

Others*

N866,882,506.65

VAT Allocation

N3,384,803,106.18

TOTAL

N7,063,955,199.94



KATSINA

Net Statutory Allocation

N2,639,440,023.33

Share of Ecology

N96,078,735.69

Others*

N666,560,290.93

VAT Allocation

N2,314,584,963.37

TOTAL

N5,716,664,013.33

FEDERATION ACCOUNT ALLOCATION COMMITTEE (FAAC)

JUNE 2021 DISBURSEMENT

Distribution of Revenue Allocation to State Governments by Federation Account Allocation Committee for the Month of May, 2021 Shared in June, 2021



KEBBI

Net Statutory Allocation

N2,313,542,354.18

Share of Ecology

N41,266,056.65

Others*

N581,056,068.42

VAT Allocation

N1,786,398,724.20

TOTAL

N4,722,263,203.46



KOGI

Net Statutory Allocation

N2,204,227,712.75

Share of Ecology

N43,193,103.49

Others*

N754,583,979.44

VAT Allocation

N1,816,317,371.09

TOTAL

N4,818,322,166.77



KWARA

Net Statutory Allocation

N1,741,094,932.51

Share of Ecology

N34,787,562.55

Others*

N490,995,669.58

VAT Allocation

N1,702,482,663.95

TOTAL

N3,969,360,828.59



LAGOS

Net Statutory Allocation

-N564,143,352.48

Share of Ecology

N104,706,716.32

Others*

N743,610,766.94

VAT Allocation

N9,728,490,840.98

TOTAL

N10,012,664,971.75

FEDERATION ACCOUNT ALLOCATION COMMITTEE (FAAC)

JUNE 2021 DISBURSEMENT

Distribution of Revenue Allocation to State Governments by Federation Account Allocation Committee for the Month of May, 2021 Shared in June, 2021



NASSARAWA

Net Statutory Allocation

N1,947,255,050.98

Share of Ecology

N72,079,979.10

Others*

N522,459,422.00

VAT Allocation

N1,570,126,642.38

TOTAL

N4,111,921,094.47



NIGER

Net Statutory Allocation

N2,067,676,102.87

Share of Ecology

N46,291,761.93

Others*

N661,949,336.11

VAT Allocation

N1,981,755,671.14

TOTAL

N4,757,672,872.05



OGUN

Net Statutory Allocation

N1,118,640,323.27

Share of Ecology

N72,615,317.23

Others*

N724,076,033.60

VAT Allocation

N2,192,112,491.44

TOTAL

N4,107,444,165.54



ONDO

Net Statutory Allocation

N1,592,673,466.36

Share of Ecology

N72,759,176.31

Others*

N541,289,697.93

VAT Allocation

N1,945,198,250.32

TOTAL

N4,151,920,590.92

FEDERATION ACCOUNT ALLOCATION COMMITTEE (FAAC)

JUNE 2021 DISBURSEMENT

Distribution of Revenue Allocation to State Governments by Federation Account Allocation Committee for the Month of May, 2021 Shared in June, 2021



OSUN

Net Statutory Allocation

N679,029,707.75

Share of Ecology

N71,284,134.13

Others*

N508,826,318.82

VAT Allocation

N1,854,565,516.67

TOTAL

N3,113,705,677.36



OYO

Net Statutory Allocation

N1,736,263,812.58

Share of Ecology

N87,665,479.07

Others*

N643,815,611.96

VAT Allocation

N3,657,092,408.80

TOTAL

N6,124,837,312.40



PLATEAU

Net Statutory Allocation

N964,976,584.60

Share of Ecology

N40,809,724.96

Others*

N591,480,423.49

VAT Allocation

N1,929,391,378.86

TOTAL

N3,526,658,111.92



RIVERS

Net Statutory Allocation

N5,932,826,769.39

Share of Ecology

N84,293,578.71

Others*

N616,070,429.25

VAT Allocation

N4,826,344,864.42

TOTAL

N11,459,535,641.77

FEDERATION ACCOUNT ALLOCATION COMMITTEE (FAAC)

JUNE 2021 DISBURSEMENT

Distribution of Revenue Allocation to State Governments by Federation Account Allocation Committee for the Month of May, 2021 Shared in June, 2021



SOKOTO

Net Statutory Allocation

N2,116,072,711.47

Share of Ecology

N86,140,385.04

Others*

N605,090,932.00

VAT Allocation

N1,921,931,857.67

TOTAL

N4,729,235,886.18



TARABA

Net Statutory Allocation

N1,411,212,427.13

Share of Ecology

N75,290,295.55

Others*

N524,853,416.85

VAT Allocation

N1,619,370,481.45

TOTAL

N3,630,726,620.98



YOBE

Net Statutory Allocation

N2,044,730,818.86

Share of Ecology

N77,614,629.73

Others*

N537,543,128.87

VAT Allocation

N1,839,089,454.68

TOTAL

N4,498,978,032.14



ZAMFARA

Net Statutory Allocation

N1,503,686,902.42

Share of Ecology

N77,779,926.23

Others*

N571,104,324.10

VAT Allocation

N1,765,937,099.48

TOTAL

N3,918,508,252.22



METHODOLOGY

Data is provided by the Office of the Accountant-General of the Federation (OAGF) and verified and validated by the National Bureau of Statistics (NBS)

APPENDIX

Summary of Gross Revenue Allocation by Federation Account Allocation Committee for the Month of May, 2021 Shared in June, 2021

Beneficiaries	Statutory	Distribution of ₦50 Billion from Non-Oil Excess Account	Distribution of ₦20 Billion from Non-Oil Excess Account	Distribution of ₦7,940 from Solid Minerals Revenue	Exchange Gain Difference	VAT	Total
	₦	₦	₦	₦	₦	₦	₦
FGN (see Table II)	175,541,099,043.74	26,340,000,000.00	10,536,000,000.00	3,639,048,520.88	803,193,572.48	25,260,364,025.05	242,119,705,162.16
State (see Table III)	89,036,791,314.52	13,360,000,000.00	5,344,000,000.00	1,845,774,040.96	407,390,513.60	84,201,213,416.84	194,195,169,285.91
LGCs (see Table IV)	68,643,634,022.42	10,300,000,000.00	4,120,000,000.00	1,423,014,417.81	314,081,009.73	58,940,849,391.78	143,741,578,841.75
13% Derivation Fund	24,666,160,491.51	-	-	1,032,205,525.70	203,250,023.39	-	25,901,616,040.59
Cost of Collection - NCS	7,196,488,214.50	-	-	-	-	812,355,341.59	8,008,843,556.09
Cost of Collections - FIRS	4,895,981,925.15	-	-	-	-	6,430,759,791.04	11,326,741,716.19
Cost of Collections - DPR	5,310,845,763.01	-	-	-	-	-	5,310,845,763.01
FIRS Refunds	1,000,000,000.00	-	-	-	-	-	1,000,000,000.00
Refunds on Cost of Collection	100,000,000.00	-	-	-	-	-	100,000,000.00
Police Trust Fund	2,149,631,558.80	-	-	-	-	-	2,149,631,558.80
13% Derivation Refund to Oil Producing States	23,920,441,326.36	-	-	-	-	-	23,920,441,326.36
Refund to States being WHT AND STAMP DUTIES ON INDIVIDUALS	17,797,280,476.50	-	-	-	-	-	17,797,280,476.50
North East Development Commission	-	-	-	-	-	5,432,336,349.47	5,432,336,349.47
Total	420,258,354,136.51	50,000,000,000.00	20,000,000,000.00	7,940,042,505.35	1,727,915,119.20	181,077,878,315.77	681,004,190,076.83

Distribution of Revenue Allocation to FGN by Federation Account Allocation Committee for the Month of May Shared in June, 2021

	1	2	3	5=3+4+5	6	7	8	9	10	11=5+6+7+8+9+10
S/ n Beneficiaries	Gross Statutory Allocation	Less Deduction	Net Statutory Allocation	Distribution of ₦50 Billion from Non-Oil Excess Account	Distribution of ₦20 Billion from Non-Oil Excess Account	Distribution of ₦7,940 from Solid Minerals Revenue	Exchange Gain Difference	VAT	Total Net Amount	
	₦	₦	₦	₦	₦	₦	₦	₦	₦	₦
1 FGN (CRF Ac- count)	161,612,439,324.63	88,438,755,877.95	73,173,683,446.68	24,250,000,000.00	9,700,000,000.00	3,350,300,935.13	739,462,571.47	23,576,339,756.71	134,789,786,709.99	
2 & Ecology Share of Derivation	3,332,215,243.81	-	3,332,215,243.81	500,000,000.00	200,000,000.00	69,078,369.80	15,246,650.96	4,116,540,264.56		
3 Stabilization	1,666,107,621.90	-	1,666,107,621.90	250,000,000.00	100,000,000.00	34,539,184.90	623,325.48	2,051,270,132.28		
4 Development of Natural Resources	5,598,121,609.60	-	5,598,121,609.60	840,000,000.00	336,000,000.00	116,051,661.26	25,614,373.61	6,915,787,644.46		
5 FCT-Abuja	3,332,215,243.81	49,928,019.00	3,282,287,224.81	500,000,000.00	200,000,000.00	69,078,369.80	15,246,650.96	1,684,024,268.34	5,750,636,513.90	
Sub-total	175,541,099,043.74	88,488,683,896.95	87,052,415,146.79	26,340,000,000.00	10,536,000,000.00	3,639,048,520.88	796,193,572.48	25,260,364,025.05	153,624,021,265.20	

Distribution of Revenue Allocation to State Governments by Federation Account Allocation Committee for the month of May,2021 Shared in June,2021

1	2	3	4	5	6=4+5	7	8	9	10=(7+8+9)	11	12	13	14	15	16	17	18	15=6+11+12+13+14	16=10+11+12+13+14
S/n	Beneficiaries	No. of LGCs	Statutory Allocation	13% Share of Derivation (Net)	Gross Total	Deductions			Net Statutory Allocation	Distribution of ₦50 Billion from Non-Oil Excess Account	Distribution of ₦20 Billion from Non-Oil Excess Account	Distribution of ₦7.940 from Solid Minerals Revenue	Exchange Gain Difference	Ecology Fund	Gross VAT Allocation	Deduction	Net VAT	Total Gross Amount	Total Net Amount
						External Debt	Contractual Obligation (ISPO)	Other Deductions (see Note)											
			₦	₦	₦	₦	₦	₦	₦	₦	₦	₦	₦	₦	₦	₦	₦	₦	₦
1	ABIA	17	2,139,371,212.22	315,105,182.04	2,454,476,394.26	67,572,423.20	0.00	391,057,008.87	1,995,846,962.19	321,013,359.34	128,405,343.33	52,539,117.04	12,536,106.72	73,188,798.37	1,739,095,741.80	-	1,739,095,741.80	4,781,254,860.86	4,322,625,428.79
2	ADAMAWA	21	2,275,923,069.87	-	2,275,923,069.87	82,177,449.78	0.00	165,980,586.19	2,027,765,033.96	341,503,009.76	136,601,203.90	53,184,672.35	10,413,554.38	77,860,295.45	1,795,559,848.88	-	1,795,559,848.88	4,691,045,654.59	4,442,887,618.62
3	AKWAIBOM	31	2,297,073,044.10	5,422,377,445.17	7,719,450,489.27	44,801,992.19	0.00	888,918,657.03	6,785,729,840.05	344,676,570.39	137,870,628.16	50,036,271.30	56,711,121.00	78,583,845.06	2,101,713,817.85	-	2,101,713,817.85	10,489,042,743.02	9,555,322,093.80
4	ANAMBRA	21	2,271,659,395.94	-	2,271,659,395.94	49,206,305.83	0.00	107,844,895.25	2,114,608,194.88	340,863,244.08	136,345,297.63	51,745,023.89	10,394,045.82	77,714,433.36	2,061,068,895.41	-	2,061,068,895.41	4,949,790,336.13	4,792,739,135.05
5	BAUCHI	20	2,732,882,362.84	-	2,732,882,362.84	136,554,732.84	201,255,000.00	444,761,643.08	1,950,310,986.88	410,069,902.88	164,027,961.15	86,836,805.08	12,504,385.35	93,493,067.07	2,153,109,609.16	-	2,153,109,609.16	5,652,924,093.53	4,870,352,717.58
6	BAVELSA	8	2,021,556,175.21	4,329,075,129.88	6,350,631,305.09	35,910,172.13	0.00	1,905,567,297.44	4,409,153,835.54	303,335,173.05	121,334,069.22	43,468,288.72	43,382,101.75	69,158,295.89	1,629,009,255.09	-	1,629,009,255.09	8,560,318,488.80	6,618,841,019.18
7	BENUE	23	2,562,253,879.70	-	2,562,253,879.70	32,909,106.25	103,855,987.23	771,249,254.44	1,652,239,531.77	384,467,042.53	153,789,817.01	80,415,598.87	11,723,669.60	43,827,897.07	1,946,849,366.18	-	1,946,849,366.18	5,183,327,270.96	4,275,312,923.04
8	BORNO	27	2,838,610,091.81	-	2,838,610,091.81	24,543,400.53	0.00	60,222,144.93	2,753,844,546.35	425,934,383.60	170,373,753.44	62,031,977.79	12,988,145.75	97,110,057.61	2,039,868,302.06	-	2,039,868,302.06	5,646,916,712.06	5,562,151,166.60
9	CROSS RIVER	18	2,297,464,790.08	-	2,297,464,790.08	221,816,087.67	633,134,951.92	561,110,553.44	881,003,197.05	344,735,352.01	137,894,140.80	100,778,559.08	10,512,119.17	78,597,246.86	1,736,612,195.25	-	1,736,612,195.25	4,706,594,403.25	3,290,532,810.22
10	DELTA	25	2,291,798,375.06	8,406,742,876.48	10,726,541,251.54	26,519,863.50	0.00	991,960,976.17	9,708,060,411.88	348,086,513.82	139,234,605.53	53,220,677.52	81,298,439.47	79,361,288.29	2,283,599,611.77	-	2,283,599,611.77	13,711,342,387.94	12,692,861,548.27
11	EBONYI	13	2,044,001,674.99	-	2,044,001,674.99	41,682,938.47	0.00	196,928,852.88	1,805,389,883.64	306,703,127.71	122,681,251.09	77,862,756.77	9,352,391.07	69,926,165.97	1,741,273,784.11	-	1,741,273,784.11	4,371,801,151.71	4,133,189,360.36
12	EDO	18	2,136,309,341.30	782,328,636.00	2,918,637,977.30	91,028,172.92	0.00	393,406,548.19	2,434,203,256.11	320,553,923.59	128,221,569.44	82,873,568.61	15,802,522.13	73,084,050.47	1,915,044,208.45	-	1,915,044,208.45	5,454,217,819.99	4,969,783,098.88
13	EKITI	16	2,042,848,256.75	-	2,042,848,256.75	99,000,874.82	491,490,204.30	357,802,585.31	1,094,554,592.32	306,530,056.93	122,612,022.77	47,837,241.80	9,347,113.57	69,886,707.04	1,831,940,630.28	-	1,831,940,630.28	4,431,002,029.14	3,482,708,364.71
14	ENUGU	17	2,297,663,076.80	-	2,297,663,076.80	97,607,572.60	0.00	79,421,111.93	2,120,634,392.27	344,765,105.00	137,906,042.00	51,264,081.90	10,513,026.44	78,604,030.33	1,871,210,524.56	-	1,871,210,524.56	4,791,925,887.03	4,614,897,202.50
15	GOMBE	11	2,152,013,814.29	-	2,152,013,814.29	57,175,560.83	526,362,473.37	27,861,986.90	1,540,613,793.19	322,910,384.96	129,164,153.98	68,872,689.75	9,846,603.86	73,621,307.16	1,788,506,263.51	-	1,788,506,263.51	4,544,935,217.50	3,933,535,196.40
16	IMO	27	2,375,445,338.74	588,168,475.43	2,963,613,814.17	55,600,505.69	0.00	525,452,571.74	2,382,560,736.77	356,436,359.14	142,574,543.66	51,393,755.96	15,925,387.99	81,264,994.57	1,927,752,892.44	-	1,927,752,892.44	5,338,961,747.95	4,957,908,670.52
17	JIGAWA	27	2,555,011,818.12	-	2,555,011,818.12	35,446,402.50	0.00	74,027,815.96	2,445,537,599.66	383,380,368.79	153,352,147.52	55,901,042.31	11,690,533.33	87,408,040.14	2,034,612,500.05	-	2,034,612,500.05	5,281,356,450.26	5,171,882,231.80
18	KADUNA	23	2,993,493,519.48	-	2,993,493,519.48	499,421,870.93	0.00	776,799.59	2,493,294,848.98	449,174,693.18	179,669,877.27	89,570,836.06	13,696,819.53	102,408,685.49	2,768,392,182.93	-	2,768,392,182.93	6,596,406,613.95	6,096,207,943.43
19	KANO	44	3,623,957,170.60	-	3,623,957,170.60	88,827,869.69	585,230,380.00	261,606,448.74	2,688,292,472.17	543,775,972.66	217,510,389.06	89,014,620.02	16,581,524.91	123,977,114.94	3,384,803,106.18	-	3,384,803,106.18	7,999,619,898.37	7,063,955,199.94
20	KATSINA	34	2,808,463,669.56	-	2,808,463,669.56	131,780,920.96	0.00	37,242,725.27	2,639,440,023.33	421,410,902.97	168,564,361.19	63,734,816.88	12,850,209.89	96,078,755.69	2,314,584,963.37	-	2,314,584,963.37	5,885,687,659.56	5,716,664,013.33
21	KEBBI	21	2,412,484,303.72	-	2,412,484,303.72	60,837,586.39	0.00	38,104,363.15	2,313,542,354.14	361,994,068.09	144,797,627.24	63,225,978.68	11,038,394.41	41,266,056.65	1,786,398,724.20	-	1,786,398,724.20	4,821,205,153.00	4,722,263,203.46
22	KOGI	21	2,525,142,760.13	-	2,525,142,760.13	46,707,847.82	117,593,824.10	156,613,375.46	2,204,227,712.77	378,898,506.76	151,559,402.70	212,572,203.42	11,553,866.56	43,193,103.49	1,816,317,371.09	-	1,816,317,371.09	5,139,237,214.15	4,818,322,166.77
23	KWARA	16	2,033,740,449.72	-	2,033,740,449.72	45,348,106.89	0.00	247,297,410.32	1,741,094,932.51	305,163,427.47	122,065,370.99	54,461,430.59	9,305,440.53	34,787,562.55	1,702,482,663.95	-	1,702,482,663.95	4,262,006,345.80	3,969,360,828.59
24	LAGOS	20	3,060,666,927.26	-	3,060,666,927.26	1,624,033,480.15	1,000,000,000.00	1,000,776,799.50	564,143,352.48	459,254,085.24	183,701,634.10	86,650,874.12	14,004,173.48	104,706,716.32	10,728,490,840.98	1,000,000,000.00	9,728,490,840.98	14,637,475,251.49	10,012,664,971.75
25	NASSARAWA	13	2,106,959,475.92	-	2,106,959,475.92	34,204,952.52	124,722,672.83	776,799.59	1,947,255,050.98	316,149,966.58	126,459,986.63	70,209,012.40	9,640,456.39	72,079,979.10	1,570,126,642.38	-	1,570,126,642.38	4,271,625,519.41	4,111,921,094.47
26	NIGER	25	2,706,295,636.52	-	2,706,295,636.52	71,360,609.75	275,631,992.38	291,626,931.52	2,067,676,102.88	406,080,555.80	162,432,222.32	81,053,821.00	12,382,736.99	46,291,761.93	1,981,755,671.14	-	1,981,755,671.14	5,396,292,405.70	4,757,672,872.05
27	OGUN	20	2,122,607,867.67	-	2,122,607,867.67	115,070,808.52	0.00	888,896,735.88	1,118,640,323.27	318,498,012.94	127,399,205.18	268,466,759.41	9,712,056.07	72,615,317.23	2,192,112,491.44	-	2,192,112,491.44	5,111,411,709.94	4,107,444,165.54
28	ONDO	18	2,126,812,991.57	656,441,279.90	2,783,254,271.47	84,587,125.64	951,959,613.62	154,034,065.85	1,592,673,466.33	319,128,993.17	127,651,597.27	79,253,533.45	15,255,574.04	72,759,176.31	1,945,198,250.32	-	1,945,198,250.32	5,342,501,396.03	4,151,920,590.92
29	OSUN	30	2,083,696,246.39	-	2,083,696,246.39	161,618,795.04	0.00	1,243,047,743.64	679,029,707.75	312,659,311.29	125,063,724.52	61,569,268.23	9,534,014.78	71,284,134.13	1,854,565,516.67	-	1,854,565,516.67	4,518,372,216.00	3,113,705,677.36
30	OYO	33	2,562,536,978.24	-	2,562,536,978.24	359,936,332.60	0.00	466,336,833.06	1,736,263,812.58	384,509,521.56	153,803,808.62	93,777,316.85	11,724,964.93	87,665,479.07	3,657,092,408.80	-	3,657,092,408.80	6,951,110,478.06	6,124,837,312.40
31	PLATEAU	17	2,385,806,372.29	-	2,385,806,372.29	30,016,657.49	400,864,283.56	989,948,846.65	964,976,584.60	357,991,035.65	143,196,414.26	79,376,644.84	10,916,328.74	40,809,724.96	1,929,391,378.86	-	1,929,391,378.86	4,947,487,899.61	3,526,658,111.92
32	RIVERS	23	2,463,973,445.03	4,011,660,776.63	6,475,634,221.66	235,396,084.11	0.00	307,411,368.13	5,932,826,769.39	369,720,030.78	147,888,012.31	55,071,954.71	43,390,431.45	84,293,578.71	4,826,344,864.42	-	4,826,344,864.42	12,002,343,094.01	11,459,535,641.79
33	SOKOTO	23	2,517,957,174.61	-	2,517,957,174.61	49,319,478.22	0.00	352,564,984.92	2,116,072,711.44	377,820,307.27	151,128,122.91	64,621,513.12	11,520,988.70	86,140,385.04	1,921,931,857.67	-	1,921,931,857.67	5,131,120,349.32	4,729,235,886.18
34	TARABA	16																	

Details of Distribution of Ecology Revenue Allocation to States by Federation Account Allocation Committee for the month of May, 2021 Shared in June, 2021

1	2	3	5	6	5	6	8(3+4+5+6)
Beneficiaries	No. of LGCs	(Ecology)Gross Statutory Allocation	(Ecology)Distribution of ₦50 Billion from Non-Oil Excess Account	(Ecology)Distribution of ₦20 Billion from Non-Oil Excess Account	(Ecology)Distribution of ₦7.940 from Solid Minerals Revenue	(Ecology)Exchange Gain Difference	Total Net Amount
		₦	₦	₦	₦	₦	₦
ABIA	17	59,244,125.88	8,889,600.69	3,555,840.28	1,228,158.25	271,073.28	73,188,798.37
ADAMAWA	21	63,025,561.93	9,457,006.42	3,782,802.57	1,306,549.17	288,375.35	77,860,295.45
AKWA IBOM	31	63,611,253.53	9,544,889.64	3,817,955.86	1,318,690.83	291,055.20	78,583,845.06
ANAMBRA	21	62,907,490.96	9,439,289.84	3,775,715.93	1,304,101.51	287,835.11	77,714,433.36
BAUCHI	20	75,679,819.28	11,355,781.93	4,542,312.77	1,568,877.81	346,275.29	93,493,067.07
BAYELSA	8	55,981,555.62	8,400,050.95	3,360,020.38	1,160,523.65	256,145.29	69,158,295.89
BENUE	23	35,477,361.41	5,323,389.82	2,129,355.93	735,462.18	162,327.73	43,827,897.07
BORNO	27	78,607,664.08	11,795,106.01	4,718,042.40	1,629,573.39	359,671.73	97,110,057.61
CROSS RIVER	18	63,622,101.88	9,546,517.44	3,818,606.98	1,318,915.72	291,104.84	78,597,246.86
DELTA	25	64,240,570.39	9,639,318.84	3,855,727.54	1,331,736.86	293,934.66	79,361,288.29
EBONYI	13	56,603,123.31	8,493,317.38	3,397,326.95	1,173,409.04	258,989.29	69,926,165.97
EDO	18	59,159,335.61	8,876,877.88	3,550,751.15	1,226,400.51	270,685.32	73,084,050.47
EKITI	16	56,571,182.49	8,488,524.65	3,395,409.86	1,172,746.89	258,843.15	69,886,707.04
ENUGU	17	63,627,592.90	9,547,341.37	3,818,936.55	1,319,029.56	291,129.96	78,604,030.33
GOMBE	11	59,594,228.70	8,942,133.74	3,576,853.49	1,235,416.04	272,675.18	73,621,307.16
IMO	27	65,781,563.23	9,870,545.33	3,948,218.13	1,363,682.36	300,985.52	81,264,994.57
JIGAWA	27	70,754,173.42	10,616,687.14	4,246,674.85	1,466,766.88	323,737.85	87,408,040.14
KADUNA	23	82,896,743.62	12,438,683.81	4,975,473.52	1,718,488.00	379,296.54	102,408,685.49
KANO	44	100,355,737.03	15,058,411.55	6,023,364.62	2,080,421.04	459,180.69	123,977,114.94
KATSINA	34	77,772,840.08	11,669,840.39	4,667,936.16	1,612,267.10	355,851.97	96,078,735.69
KEBBI	21	33,403,628.82	5,012,225.56	2,004,890.22	692,472.74	152,839.31	41,266,056.65
KOGI	21	34,963,515.14	5,246,287.02	2,098,514.81	724,809.91	159,976.61	43,193,103.49
KWARA	16	28,159,483.15	4,225,339.76	1,690,135.91	583,759.17	128,844.56	34,787,562.55
LAGOS	20	84,756,930.29	12,717,805.44	5,087,122.18	1,757,050.53	387,807.88	104,706,716.32
NASSARAWA	13	58,346,570.10	8,754,922.15	3,501,968.86	1,209,551.50	266,966.48	72,079,979.10
NIGER	25	37,471,785.74	5,622,653.85	2,249,061.54	776,807.52	171,453.28	46,291,761.93
OGUN	20	58,779,910.18	8,819,944.97	3,527,977.99	1,218,534.84	268,949.24	72,615,317.23
ONDO	18	58,896,359.77	8,837,418.27	3,534,967.31	1,220,948.89	269,482.06	72,759,176.31
OSUN	30	57,702,357.59	8,658,257.85	3,463,303.14	1,196,196.68	264,018.87	71,284,134.13
OYO	33	70,962,562.47	10,647,955.98	4,259,182.39	1,471,086.88	324,691.34	87,665,479.07
PLATEAU	17	33,034,242.08	4,956,798.96	1,982,719.58	684,815.18	151,149.17	40,809,724.96
RIVERS	23	68,233,110.79	10,238,400.85	4,095,360.34	1,414,504.08	312,202.65	84,293,578.71
SOKOTO	23	69,728,044.84	10,462,716.20	4,185,086.48	1,445,494.76	319,042.76	86,140,385.04
TARABA	16	60,945,224.49	9,144,851.10	3,657,940.44	1,263,422.81	278,856.71	75,290,295.55
YOBE	17	62,826,702.94	9,427,167.57	3,770,867.03	1,302,426.73	287,465.47	77,614,629.73
ZAMFARA	14	62,960,505.47	9,447,244.68	3,778,897.87	1,305,200.52	288,077.68	77,779,926.23
HYPPADEC		202,510,016.34	30,386,694.96	12,154,677.99	4,198,126.70	926,590.66	250,176,106.65
Total States		2,399,194,975.54	360,000,000.00	144,000,000.00	49,736,426.25	10,977,588.69	2,963,908,990.48

Summary of Distribution of Revenue Allocation to Local Government Councils by Federation Account Allocation Committee for the month of May, 2021 Shared in June, 2021

<i>I</i>	<i>2</i>	<i>3</i>	<i>4</i>	<i>5</i>	<i>6</i>	<i>7</i>	<i>8</i>	<i>9</i>	<i>10</i>	<i>11(3+4+5+6+7+8+9)</i>
<i>Beneficiaries</i>	<i>No. of LGCs</i>	<i>Gross Statutory Allocation</i>	<i>Deduction</i>	<i>Distribution of ₦50 Billion from Non-Oil Excess Account</i>	<i>Distribution of ₦20 Billion from Non-Oil Excess Account</i>	<i>Distribution of ₦7.940 from Solid Minerals Revenue</i>	<i>Exchange Gain</i>	<i>Total Ecology</i>	<i>Value Added Tax</i>	<i>Total Net Amount</i>
		₦	₦	₦	₦	₦	₦	₦	₦	₦
ABIA	17	1,383,280,462.99	(113,650,837.46)	207,561,691.21	83,024,676.49	28,676,046.52	6,329,241.32	51,266,163.56	1,037,212,521.42	2,683,699,966.03
ADAMAWA	21	1,744,809,770.96	(140,392,210.98)	261,809,283.51	104,723,713.40	36,170,717.00	7,983,429.53	64,664,907.43	1,229,045,672.95	3,308,815,283.81
AKWA IBOM	31	2,323,984,085.10	(207,245,644.78)	348,714,581.00	139,485,832.40	48,177,269.56	10,633,459.00	86,129,856.81	1,806,611,924.06	4,556,491,363.15
ANAMBRA	21	1,754,238,907.95	(140,392,210.98)	263,224,128.63	105,289,651.45	36,366,187.39	8,026,572.83	65,014,363.45	1,405,713,201.10	3,497,480,801.82
BAUCHI	20	1,991,408,302.53	(133,706,867.60)	298,811,474.78	119,524,589.91	41,282,819.11	9,111,748.52	73,804,168.05	1,430,749,811.79	3,830,986,047.07
BAYELSA	8	810,576,071.31	(53,482,747.04)	121,627,207.73	48,650,883.09	16,803,618.47	3,708,815.17	30,040,997.87	609,529,901.21	1,587,454,747.80
BENUE	23	2,166,960,440.89	(153,762,897.74)	325,153,131.22	130,061,252.49	44,922,096.48	9,914,992.60	40,155,178.71	1,413,696,897.39	3,977,101,092.04
BORNO	27	2,352,669,652.56	(180,504,271.26)	353,018,859.89	141,207,543.96	48,771,934.70	10,764,710.68	87,192,981.05	1,620,888,797.61	4,434,010,209.18
CROSS RIVER	18	1,516,692,025.54	(120,336,180.84)	227,580,140.32	91,032,056.13	31,441,730.18	6,939,669.93	56,210,568.66	1,074,701,973.07	2,884,261,983.00
DELTA	25	1,943,423,303.78	(167,133,584.50)	291,611,309.83	116,644,523.93	40,288,067.80	8,892,191.71	72,025,781.91	1,690,639,158.83	3,996,390,753.28
EBONYI	13	1,121,951,013.69	(98,465,559.38)	168,349,120.87	67,339,648.35	23,258,565.65	5,133,520.57	41,580,956.07	875,292,689.40	2,204,439,955.23
EDO	18	1,486,981,871.29	(120,336,180.84)	223,122,121.84	89,248,848.74	30,825,824.89	6,803,730.23	55,109,471.91	1,187,603,927.70	2,959,359,615.75
EKITI	16	1,180,717,530.24	(106,965,494.08)	177,167,056.13	70,866,822.45	24,476,822.84	5,402,408.53	43,758,919.21	1,047,605,457.97	2,443,029,523.28
ENUGU	17	1,510,795,688.19	(113,650,837.46)	226,695,392.95	90,678,157.18	31,319,496.37	6,912,691.06	55,992,042.77	1,123,776,571.96	2,932,519,203.03
GOMBE	11	1,035,198,260.73	(73,538,777.18)	155,331,841.58	62,132,736.63	21,460,140.79	4,736,580.74	38,365,786.81	830,569,917.61	2,074,256,487.72
IMO	27	2,024,802,295.88	(180,504,271.26)	303,822,254.52	121,528,901.81	41,975,092.10	9,264,543.74	75,041,792.64	1,549,793,766.27	3,945,724,375.70
JIGAWA	27	2,127,245,453.40	(180,504,271.26)	319,193,884.21	127,677,553.68	44,098,786.34	9,733,275.48	78,838,468.59	1,620,991,132.17	4,147,274,282.61
KADUNA	23	2,392,288,941.30	(153,762,897.74)	358,963,747.28	143,585,498.91	49,593,260.96	10,945,989.92	88,661,323.15	1,938,998,494.58	4,829,274,358.36
KANO	44	3,808,729,027.42	(806,819,553.76)	571,501,050.91	228,600,420.37	78,956,721.87	17,426,954.09	141,156,425.24	3,164,676,149.53	7,204,227,195.67
KATSINA	34	2,899,650,238.59	(227,301,674.92)	435,093,477.83	174,037,391.13	60,111,096.31	13,267,436.78	107,464,789.22	2,080,012,264.31	5,542,335,019.26
KEBBI	21	1,829,990,546.50	(140,392,210.98)	274,590,687.07	109,836,274.83	37,936,554.05	8,373,176.72	33,910,908.59	1,224,695,878.33	3,378,941,815.11
KOGI	21	1,891,429,273.90	(140,392,210.98)	283,809,588.45	113,523,835.38	39,210,207.40	8,654,291.47	35,049,407.95	1,243,372,458.17	3,474,656,851.73
KWARA	16	1,338,384,328.89	(106,965,494.08)	200,825,011.44	80,330,004.57	27,745,328.81	6,123,817.71	24,801,127.37	969,428,682.36	2,540,672,807.07
LAGOS	20	2,279,932,602.50	(133,706,867.60)	342,104,641.46	136,841,856.58	47,264,061.86	10,431,900.12	84,497,251.88	6,667,110,402.22	9,434,475,849.03
NASSARAWA	13	1,194,069,497.76	(86,909,463.94)	179,170,523.27	71,668,209.31	24,753,615.33	5,463,500.86	44,253,760.40	767,094,403.36	2,199,564,046.34
NIGER	25	2,210,130,533.26	(167,133,584.50)	331,630,817.87	132,652,327.15	45,817,032.55	10,112,518.65	40,955,148.44	1,506,417,289.15	4,110,582,082.57
OGUN	20	1,576,699,131.40	(133,706,867.60)	236,584,226.42	94,633,690.57	32,685,705.36	7,214,234.24	58,434,509.64	1,439,040,788.26	3,311,585,418.29
ONDO	18	1,505,847,403.71	(120,336,180.84)	225,952,901.22	90,381,160.49	31,216,916.14	6,890,050.04	55,808,652.95	1,209,447,670.12	3,005,208,573.82
OSUN	30	2,039,708,380.99	(200,560,301.40)	306,058,917.53	122,423,567.01	42,284,102.17	9,332,746.98	75,594,231.44	1,611,485,024.08	4,006,326,668.79
OYO	33	2,572,932,975.73	(220,616,331.54)	386,069,444.42	154,427,777.77	53,338,095.70	11,772,532.13	95,356,224.77	2,847,069,305.43	5,900,350,024.41
PLATEAU	17	1,612,884,238.92	(113,650,837.46)	242,013,813.77	96,805,525.51	33,435,839.45	7,379,800.29	29,887,788.27	1,157,512,706.41	3,066,268,875.16
RIVERS	23	1,999,259,427.44	(153,762,897.74)	299,989,538.66	119,995,815.47	41,445,576.57	9,147,671.57	74,095,140.89	3,163,717,262.30	5,553,887,535.17
SOKOTO	23	2,013,563,680.68	(153,762,897.74)	302,135,896.59	120,854,358.64	41,742,110.39	9,213,121.11	74,625,275.02	1,390,049,778.67	3,798,421,323.37
TARABA	16	1,509,172,715.17	(106,965,494.08)	226,451,865.34	90,580,746.13	31,285,851.39	6,905,265.10	55,931,893.29	918,214,344.29	2,731,577,186.62
YOBE	17	1,517,340,905.16	(113,650,837.46)	227,677,504.92	91,071,001.97	31,455,181.76	6,942,638.90	56,234,616.98	1,088,949,752.51	2,906,020,764.73
ZAMFARA	14	1,371,018,939.22	(93,594,807.32)	205,721,845.51	82,288,738.21	28,421,859.44	6,273,138.35	50,811,735.62	946,196,595.72	2,597,138,044.75
FCT, ABUJA	6	605,536,950.56	(40,112,060.28)	90,861,019.82	36,344,407.92	12,553,062.25	2,770,652.51	22,441,982.79	2,052,936,819.48	2,783,332,835.06
HYPPADEC		-	-	-	-	-	-	204,759,559.33	-	204,759,559.33
Total LGCs		66,644,304,876.13	(5,698,676,316.60)	10,000,000,000.00	4,000,000,000.00	1,381,567,395.93	304,933,019.17	2,469,924,158.74	58,940,849,391.79	138,042,902,525.15

CONTACT



National Bureau of Statistics

Head Office

Plot 762 Independence Avenue,
Central Business District, Garki
Abuja.

Sunday J. Ichedi

Information Desk

Head, Communication & Public
Relations Department (C&PRD)
Phone: +2348037051701
sjchedi@nigerianstat.gov.ng

Moses Mathew

Statistical Information Officer

Phone: +2347069071157
matmoses@nigerianstat.gov.ng

Nuhu Joseph Waney II

Chief of Protocol

Phone: +2348037020063
jwnuhu@nigerianstat.gov.ng



@nbs_nigeria



NBSNigeria



nbs_nigeria

