



NATIONAL BUREAU OF STATISTICS

Transport Fare Watch

(DECEMBER 2021)



Report Date: January 2022

Data Source: National Bureau of Statistics (NBS)

CONTENT

Executive Summary	3
Average Transport Fare Across States	
- States Bus Journey Within City, Per Drop Constant Route	5
- States Bus Journey Intercity, State Route, Charge per person	6
- Air Fare Charge for Specified Routes Single Journey	7
- Journey by Motorcycle (Okada) Per Drop	8
- Waterway Passenger Transport	9
Average Transport Fare by Categories - All Zones	
North Central.....	10
North East.....	11
North West.....	12
South East	13
South West	14
South-South.....	15
Methodology	16
Appendix	17
Contact	19

EXECUTIVE SUMMARY

This report shows Transport Fare for December 2021 covering the following categories: bus journey within the city per drop constant route; bus journey intercity, state route, charge per person; air fare charge for specified routes single journey; journey by motorcycle (Okada) per drop; and water way passenger transport.

The average fare paid by air passengers for specified routes single journey increased by 0.84 percent on a month-on-month basis from N 37,022.97 in November to N 37,334.87 in December 2021. On a year-on-year basis, the fare rose by 2.33percent from N36,483.38 in December 2020 to N37, 334.87 in December 2021.

The average fare paid by commuters for bus journey intercity stood at N2,784.92 in December 2021 indicating an increase of 5.31 percent on a month-on-month basis when compared to the value of N2,644.50 in November 2021. The fare also rose by 20.23 percent on a year-on-year from N2,316.40 in December 2021.

Similarly, the average fare paid by commuters for bus journey within the city per drop increased by 5.45 percent on a month-on-month basis from N446.50 in November to N470.83 in December 2021. Nevertheless, on year-on-year basis, the fare rose by 33.39 percent from N 352.96 in December 2020 to N470.83 in December 2021.

Also, the average fare paid by commuters for journey by motorcycle per drop increased by 5.08 percent on a month-on-month from N316.29 in November 2021 to N 332.37 in December 2021. In terms of the year-on-year change, the average fare rose by 28.50percent from N 258.64 in December 2020 to N332.37 in December 2021.

The average fare paid for water transport (water way passenger transportation) in December 2021 stood at N881.48 showing an increase of 2.19 percent on a month-on-month basis from N862.60 in November 2021. On a year-on-year the average fare rose by 12.10 percent from N786.33 in the corresponding month of the previous year to N881.48 in December 2021.

At the state level, the air transport charges (for specified routes single journey) for December 2021 was most expensive in Bayelsa State, Edo State and Benue State at N40,795.54, N39,909.93 and N39,982.74 respectively. Conversely, Akwa Ibom State, Kwara State and Abia State had the least fare with N34,300.30, N35,713.27 and N35,800.00 respectively.

For intercity bus travel (state route charged per person fare), the highest fares were recorded in Abuja, Kaduna State and Lagos State at N4,927.55, N3,721.86 and N3622.91 respectively. The least fares were recorded in Bayelsa State, Abia State and Bauchi State with N1,903.64, N1,963.64 and N1,986.92 respectively. In terms of bus journey within the city (per drop constant route), Zamfara State, Bauchi State and Nasarawa State recorded the highest fares with N700.22, N650.76 and N605.46 respectively. However, Abia State, Oyo State and Benue State had the least fares with N294.44, N306.53 and N341.96 respectively.

Motorcycle transport fares recorded the highest in Lagos State, Kwara State, and Enugu State with N519.01, N512.07 and N500.52 respectively. The least fares were recorded in Adamawa State, Kebbi State and Kaduna State with N120.50, N173.93 and N191.14 respectively.

Similarly, water transport fares were highest in Bayelsa State, Delta State and Rivers State with N2,556.16, N2,547.29 and N2,408.49 respectively. The least fares were recorded in Borno State, Kebbi State and Niger State with N306.47, N390.99 and N404.73 respectively.

Looking at the Zonal distribution of transport fares by the categories reported, the North-East and the South-West recorded the highest fares of air transport in December 2021 with N38,768.93 and N38,681.83 compared to the South-East which had the least with N30,993.49. In terms of bus journey intercity, the North-Central and North-West had the highest charges with N3,133.15 and N3,025.70, while the South-South recorded the least with N2,339.28.

The transport fare of bus journey within the city recorded the highest in the North-East and North-West region with N517.18 and N508.59, with the South-East as the least at N334.42. In December 2021, commuters on motorcycle (Okada) paid higher fares in the South-South and South-West region with N374.83 and N373.53, while the North West region recorded the least with N219.28. The highest charges paid on water transport were in the South-South and South-West region with N2,025.64 and N776.50, while the North-East region had the least with N523.27.

TRANSPORT FARE WATCH - DECEMBER 2021

Average Transport Fare Across States

-Bus Journey Within City , Per Drop Constant Route



STATES WITH THE HIGHEST AVERAGE PRICES

ZAMFARA

N700.22

BAUCHI

N650.76

NASARAWA

N605.46

STATES WITH THE LOWEST AVERAGE PRICES

ABIA

N294.44

OYO

N306.53

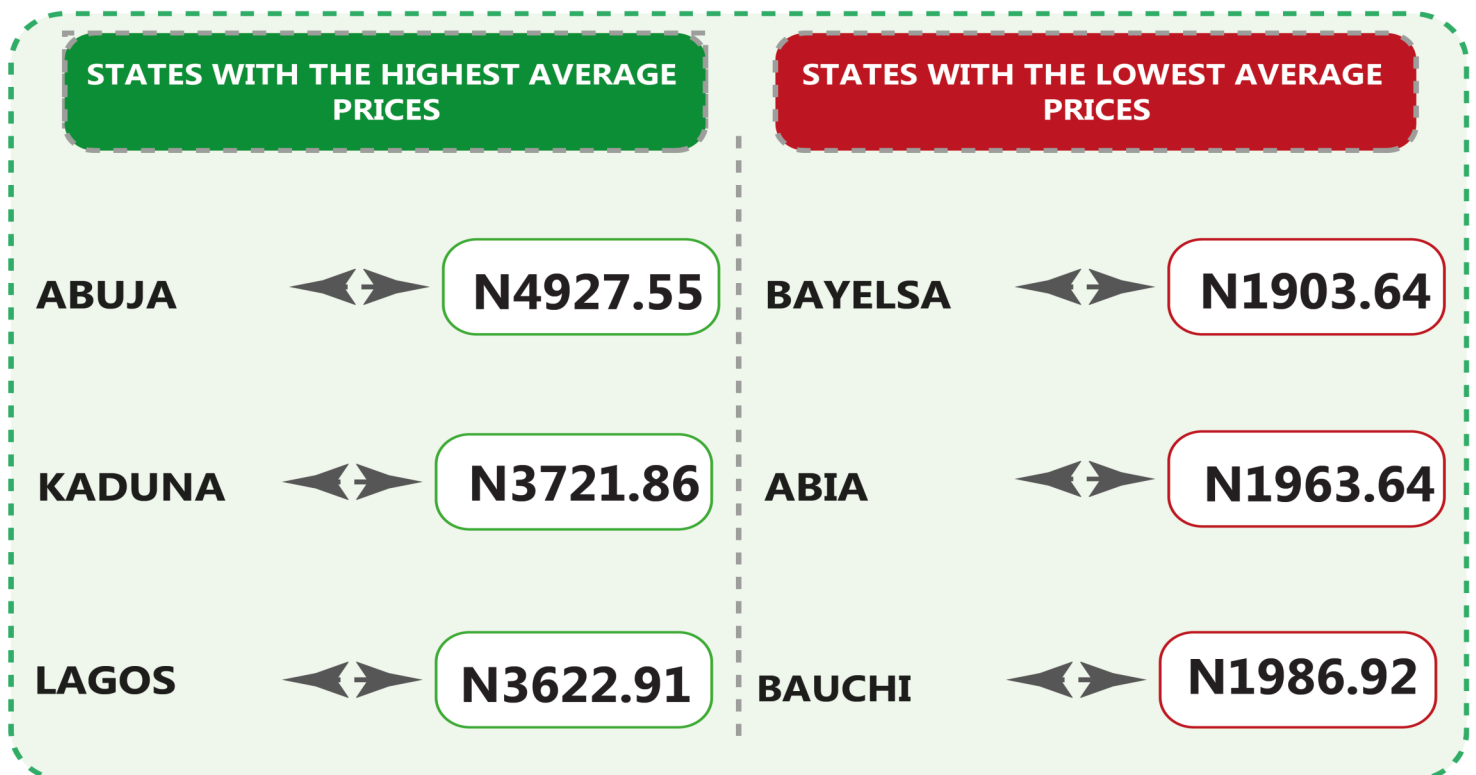

BENUE

N341.96

TRANSPORT FARE WATCH - DECEMBER 2021

Average Transport Fare Across States

-Bus Journey Intercity, State Route, Charge Per Person



TRANSPORT FARE WATCH - DECEMBER 2021

Average Transport Fare Across States

-Air Fare Charge For Specified Routes Single Journey



YoY = 4.85%

N36483.38

DECEMBER 2020



N38253.36



MoM = 3.32%

N37022.97

NOVEMBER 2021

STATES WITH THE HIGHEST AVERAGE PRICES

BAYELSA

N40795.54

BENUE

N39982.74

EDO

N39909.93

STATES WITH THE LOWEST AVERAGE PRICES

AKWA IBOM

N34300.30

KWARA

N35713.27

ABIA

N35713.27

TRANSPORT FARE WATCH - DECEMBER 2021

Average Transport Fare Across States
-Journey by Motorcycle (Okada) Per Drop



YoY = 28.50%

N258.64

DECEMBER 2020



MoM = 5.08%

N316.29

NOVEMBER 2021

N332.37

STATES WITH THE HIGHEST AVERAGE PRICES

LAGOS

N519.01

KWARA

N512.07

IMO

N500.52

STATES WITH THE LOWEST AVERAGE PRICES

ADAMAWA

N120.50

KEBBI

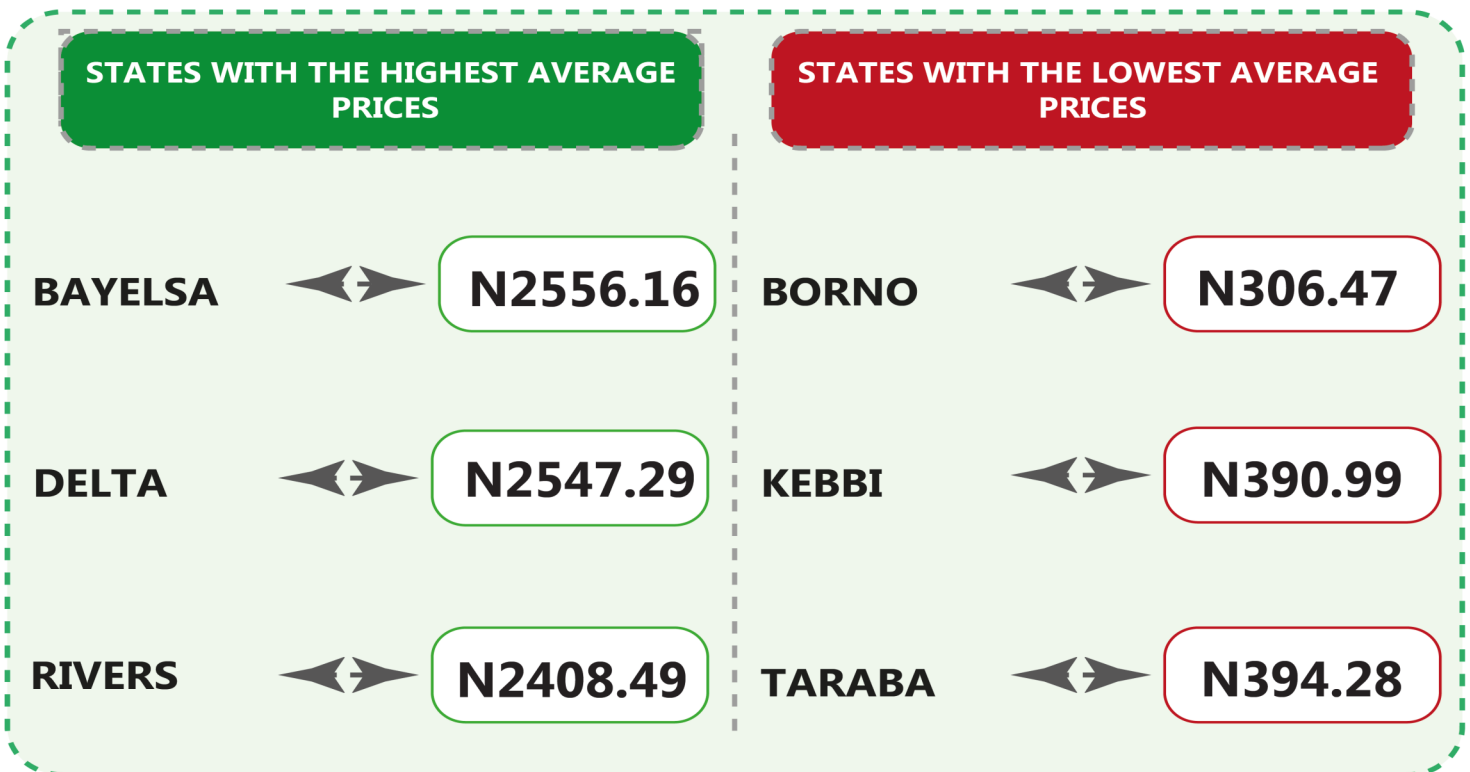

N173.93

KADUNA

N191.14

TRANSPORT FARE WATCH - DECEMBER 2021

Average Transport Fare Across States
-Waterway Passenger Transport



TRANSPORT FARE WATCH - DECEMBER 2021

Average Transport Fare by Categories

NORTH CENTRAL



BUS JOURNEY WITHIN CITY, PER DROP CONSTANT ROUTE




BUS JOURNEY INTERCITY, STATE ROUTE, CHARGE PER PERSON



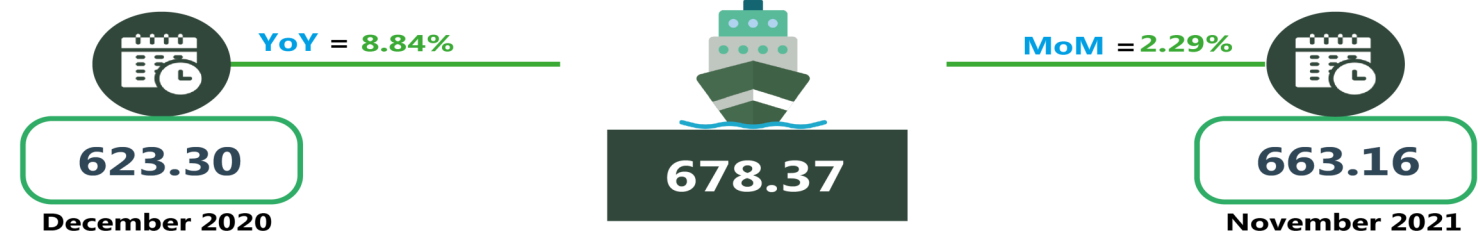
AIR FARE CHARGE FOR SPECIFIED ROUTES SINGLE JOURNEY



JOURNEY BY MOTORCYCLE (OKADA) PER DROP



WATER TRANSPORT: WATER WAY PASSENGER TRANSPORTATION



TRANSPORT FARE WATCH - DECEMBER 2021


Average Transport Fare by Categories NORTH EAST



BUS JOURNEY WITHIN CITY, PER DROP CONSTANT ROUTE



BUS JOURNEY INTERCITY, STATE ROUTE, CHARGE PER PERSON



AIR FARE CHARGE FOR SPECIFIED ROUTES SINGLE JOURNEY



JOURNEY BY MOTORCYCLE (OKADA) PER DROP



WATER TRANSPORT: WATER WAY PASSENGER TRANSPORTATION



TRANSPORT FARE WATCH - DECEMBER 2021

Average Transport Fare by Categories
NORTH WEST



BUS JOURNEY WITHIN CITY, PER DROP CONSTANT ROUTE



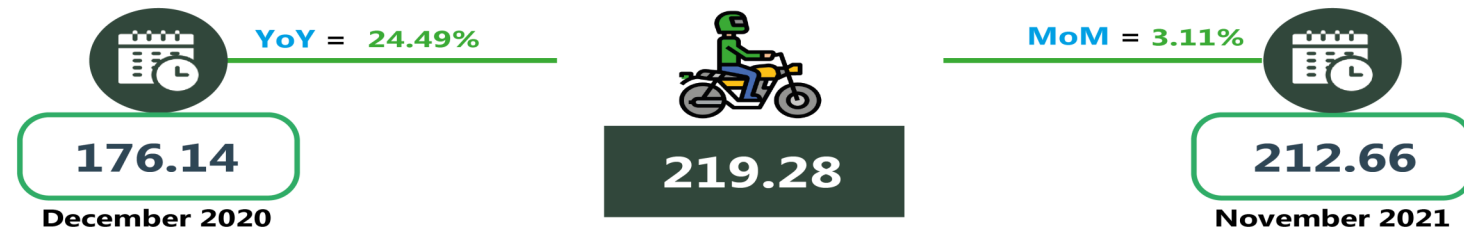
BUS JOURNEY INTERCITY, STATE ROUTE, CHARGE PER PERSON



AIR FARE CHARGE FOR SPECIFIED ROUTES SINGLE JOURNEY



JOURNEY BY MOTORCYCLE (OKADA) PER DROP



WATER TRANSPORT: WATER WAY PASSENGER TRANSPORTATION



TRANSPORT FARE WATCH - DECEMBER 2021

Average Transport Fare by Categories SOUTH EAST



BUS JOURNEY WITHIN CITY, PER DROP CONSTANT ROUTE




BUS JOURNEY INTERCITY, STATE ROUTE, CHARGE PER PERSON



AIR FARE CHARGE FOR SPECIFIED ROUTES SINGLE JOURNEY



JOURNEY BY MOTORCYCLE (OKADA) PER DROP



WATER TRANSPORT: WATER WAY PASSENGER TRANSPORTATION



TRANSPORT FARE WATCH - DECEMBER 2021

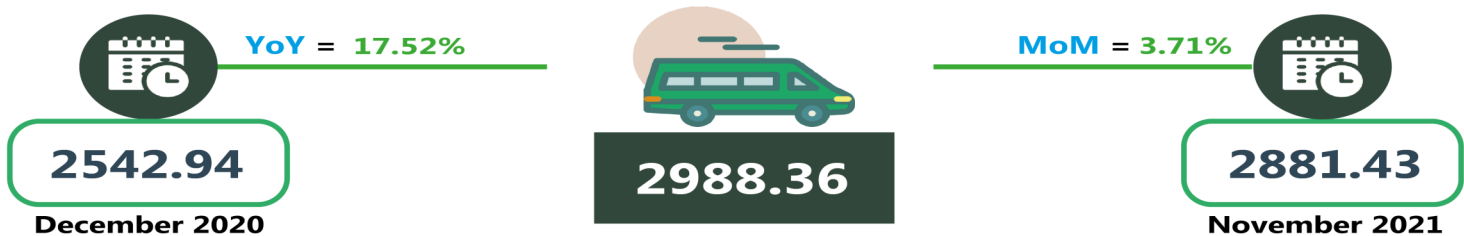
Average Transport Fare by Categories SOUTH WEST



BUS JOURNEY WITHIN CITY, PER DROP CONSTANT ROUTE




BUS JOURNEY INTERCITY, STATE ROUTE, CHARGE PER PERSON



AIR FARE CHARGE FOR SPECIFIED ROUTES SINGLE JOURNEY



JOURNEY BY MOTORCYCLE (OKADA) PER DROP



WATER TRANSPORT: WATER WAY PASSENGER TRANSPORTATION



TRANSPORT FARE WATCH - DECEMBER 2021

Average Transport Fare by Categories
SOUTH SOUTH



BUS JOURNEY WITHIN CITY, PER DROP CONSTANT ROUTE




BUS JOURNEY INTERCITY, STATE ROUTE, CHARGE PER PERSON



AIR FARE CHARGE FOR SPECIFIED ROUTES SINGLE JOURNEY



JOURNEY BY MOTORCYCLE (OKADA) PER DROP



WATER TRANSPORT: WATER WAY PASSENGER TRANSPORTATION



METHODOLOGY

Field work is done solely by over 700 NBS Staff in all States of the federation supported by supervisors who are monitored by internal and external observers.

Prices are collected across all the 774 local governments across all States and the FCT from over 10,000 respondents and locations and reflect actual fare households state they actually paid for those services.

The average of all these fares is then reported for each state and the average for the country is the average for the state.

NBS audit team subsequently conducts randomly selected verification of fares recorded.

APPENDIX

Transport Price Watch December 2021	Dec-20	Nov-21	Dec-21	MoM	YoY
Air fare charg.for specified routes single journey	36483.38	37022.97	38,253.36	3.32	4.85
Bus journey intercity, state route, charg. per per	2316.40	2644.50	2784.92	5.31	20.23
Bus journey within city , per drop constant rou	352.96	446.50	470.83	5.45	33.39
Journey by motorcycle (okada) per drop	258.64	316.29	332.37	5.08	28.50
Water transport : water way passenger transportat	786.33	862.60	881.48	2.19	12.10

	Dec-20	Nov-21	Dec-21	MoMt	YoYr
NORTH CENTRAL					
Air fare charg.for specified routes single journey	36,064.29	36,985.71	38,110.56	3.04	5.67
Bus journey intercity, state route, charg. per per	2,778.08	3,075.42	3,133.15	1.88	12.78
Bus journey within city , per drop constant rou	357.95	441.43	458.10	3.78	27.98
Journey by motorcycle (okada) per drop	283.71	346.00	364.25	5.27	28.38
Water transport : water way passenger transportat	623.30	663.16	678.37	2.29	8.84
NORTH EAST					
Air fare charg.for specified routes single journey	36,675.00	36,833.33	38,768.93	5.26	5.71
Bus journey intercity, state route, charg. per per	2,273.74	2,581.58	2,687.66	4.11	18.20
Bus journey within city , per drop constant rou	363.13	494.04	517.18	4.68	42.42
Journey by motorcycle (okada) per drop	249.88	316.76	325.11	2.64	30.11
Water transport : water way passenger transportat	465.09	506.98	523.27	3.21	12.51
NORTH WEST					
Air fare charg.for specified routes single journey	35,971.43	36,714.29	37,794.61	2.94	5.07
Bus journey intercity, state route, charg. per per	2,361.91	2,729.60	3,025.70	10.85	28.10
Bus journey within city , per drop constant rou	369.53	478.49	508.59	6.29	37.63
Journey by motorcycle (okada) per drop	176.14	212.66	219.28	3.11	24.49
Water transport : water way passenger transportat	575.19	656.78	669.79	1.98	16.45
SOUTH EAST					
Air fare charg.for specified routes single journey	37,411.00	37,150.00	37,790.29	1.72	1.01
Bus journey intercity, state route, charg. per per	1,971.84	2,275.98	2,367.64	4.03	20.07
Bus journey within city , per drop constant rou	272.31	367.53	391.35	6.48	43.72
Journey by motorcycle (okada) per drop	272.75	334.27	354.42	6.03	29.94
Water transport : water way passenger transportat	564.35	623.33	645.03	3.48	14.30
SOUTH SOUTH					
Air fare charg.for specified routes single journey	37,058.33	37,366.67	38,397.00	2.76	3.61
Bus journey intercity, state route, charg. per per	1,827.95	2,175.57	2,339.28	7.53	27.97
Bus journey within city , per drop constant rou	354.94	441.27	466.16	5.64	31.34
Journey by motorcycle (okada) per drop	297.06	355.46	374.83	5.45	26.18
Water transport : water way passenger transportat	1,762.69	1,988.25	2,025.64	1.88	14.92
SOUTH WEST					
Air fare charg.for specified routes single journey	36,030.00	37,166.67	38,681.83	4.08	7.36
Bus journey intercity, state route, charg. per per	2,542.94	2,881.43	2,988.36	3.71	17.52
Bus journey within city , per drop constant rou	382.84	438.59	466.15	6.28	21.76
Journey by motorcycle (okada) per drop	284.25	347.91	373.53	7.37	31.41
Water transport : water way passenger transportat	752.71	764.77	776.50	1.53	3.16

CONTACT



National Bureau of Statistics

Head Office

Plot 762 Independence Avenue,
Central Business District, Garki
Abuja.

Sunday J. Ichedi

Information Desk

Head, Communication & Public
Relations Department (C&PRD)
Phone: +2348037051701
sjchedi@nigerianstat.gov.ng

Moses Mathew

Statistical Information Officer

Phone: +2347069071157
matmoses@nigerianstat.gov.ng

Nuhu Joseph Waney II

Chief of Protocol

Phone: +2348037020063
jwnuhu@nigerianstat.gov.ng



@nigerianstat



NBSNigeria



Nbs_nigeria

