



NATIONAL BUREAU OF STATISTICS

Liquefied Petroleum Gas (Cooking Gas) Price Watch

(DECEMBER 2021)

Report Date: January 2022

Data Source: National Bureau of Statistics (NBS)

CONTENT

Executive Summary	3
Average Cooking Gas Prices across States – 5KG Refilling	4
Average Cooking Gas Prices across Zones – 5KG Refilling	5
12 Month Average Prices – 5KG Refilling	6
Average Cooking Gas Prices across States – 12.5KG Refilling	7
Average Cooking Gas Prices across Zones – 12.5KG Refilling	8
12 Month Average Prices – 12.5KG Refilling	9
Methodology	10
Appendix	11
Contact	13

EXECUTIVE SUMMARY

The average price for refilling a 5kg cylinder of liquefied petroleum gas (Cooking Gas) on year-on-year analysis increased from ₦1949.75 in December 2020 to ₦3594.81 in December 2021 showing an increase of 84.37 per cent. On a month-on-month basis, the average price increased by 8.53 percent from ₦3312.42 in November 2021.

The States with the highest average price for refilling a 5kg cylinder of liquefied petroleum gas (Cooking Gas) were recorded in Benue, Cross River and Borno with ₦4083.33, ₦3975.00 and ₦3966.67 respectively while States with the lowest average price were recorded in Adamawa, Yobe and Bauchi with ₦2398.40, ₦2543.14 and ₦2586.43 respectively.

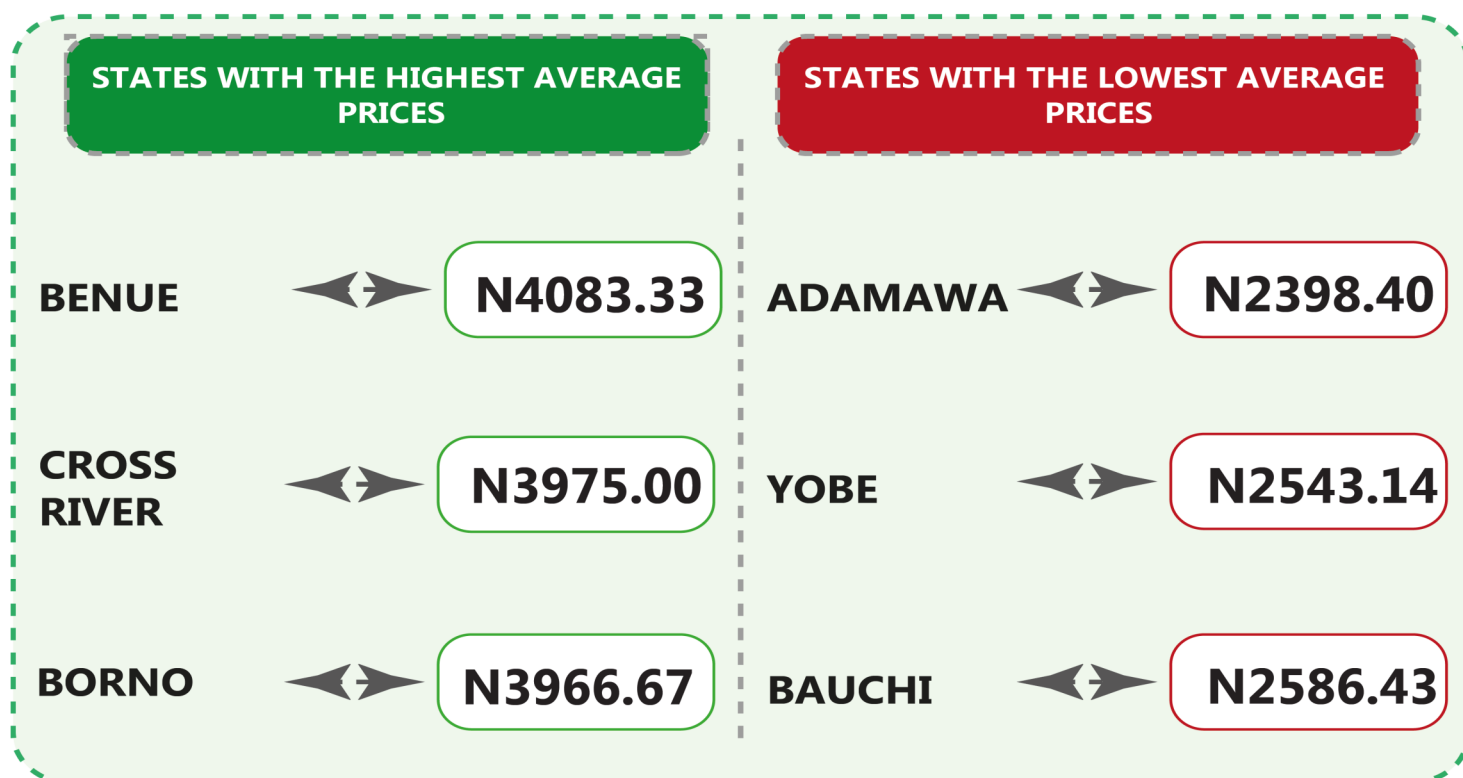

Similarly, the average price for refilling a 12.5kg cylinder of liquefied petroleum gas (Cooking Gas) increased year-on-year by 76.49 percent to ₦7332.04 in December 2021 from ₦4154.28 in December 2020. The month-on-month analysis showed that the average price increased by 0.33 percent from ₦7308.06 in November 2021.

The States with the highest average price for refilling a 12.5kg cylinder for liquefied petroleum gas (Cooking Gas) were Osun, Oyo and Abuja with ₦8491.67, ₦8303.33 and ₦8058.00 respectively while States with the lowest average price for the refilling of a 12.5kg cylinder for liquefied petroleum gas (Cooking Gas) were Borno, Bayelsa and Nasarawa with ₦5852.13, ₦6678.57 and ₦6679.57 respectively.

LIQUEFIED PETROLEUM GAS (COOKING GAS)

PRICE WATCH - DECEMBER 2021

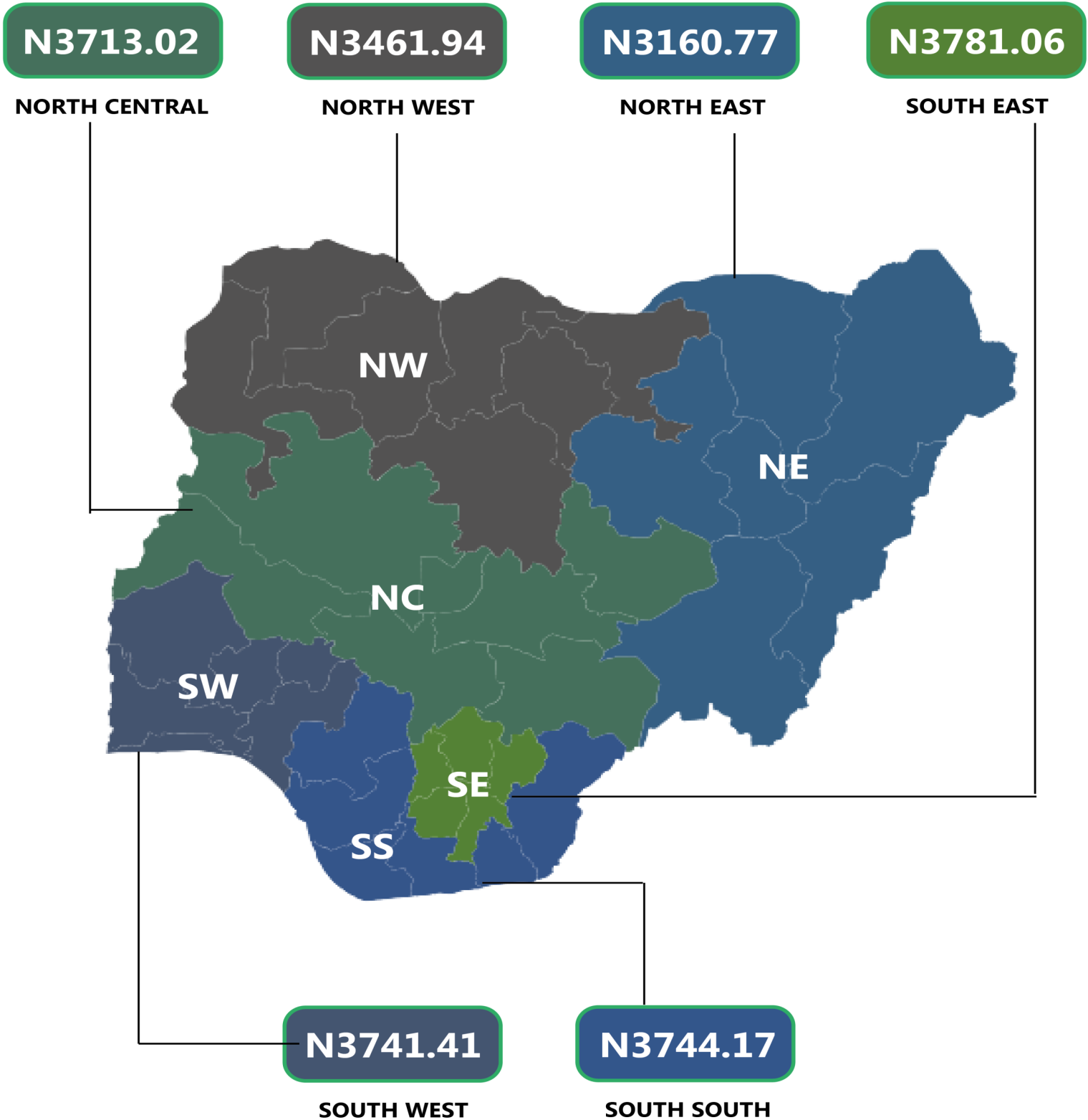
Average Cooking Gas Prices Across States – 5KG Refilling



LIQUEFIED PETROLEUM GAS (COOKING GAS)

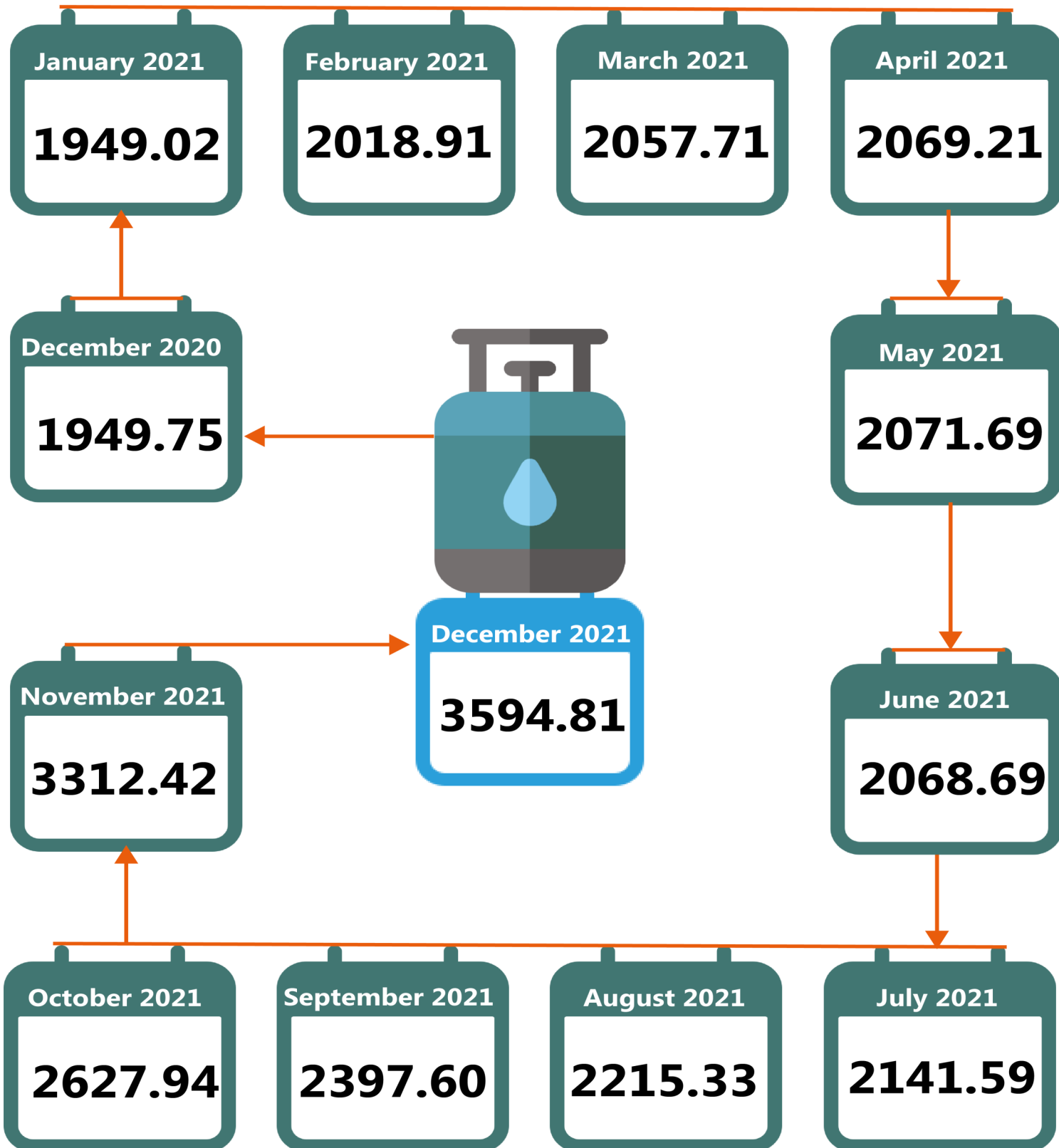
PRICE WATCH - DECEMBER 2021

Average Cooking Gas Prices Across Zones – 5KG Refilling



LIQUEFIED PETROLEUM GAS (COOKING GAS) PRICE WATCH - DECEMBER 2021

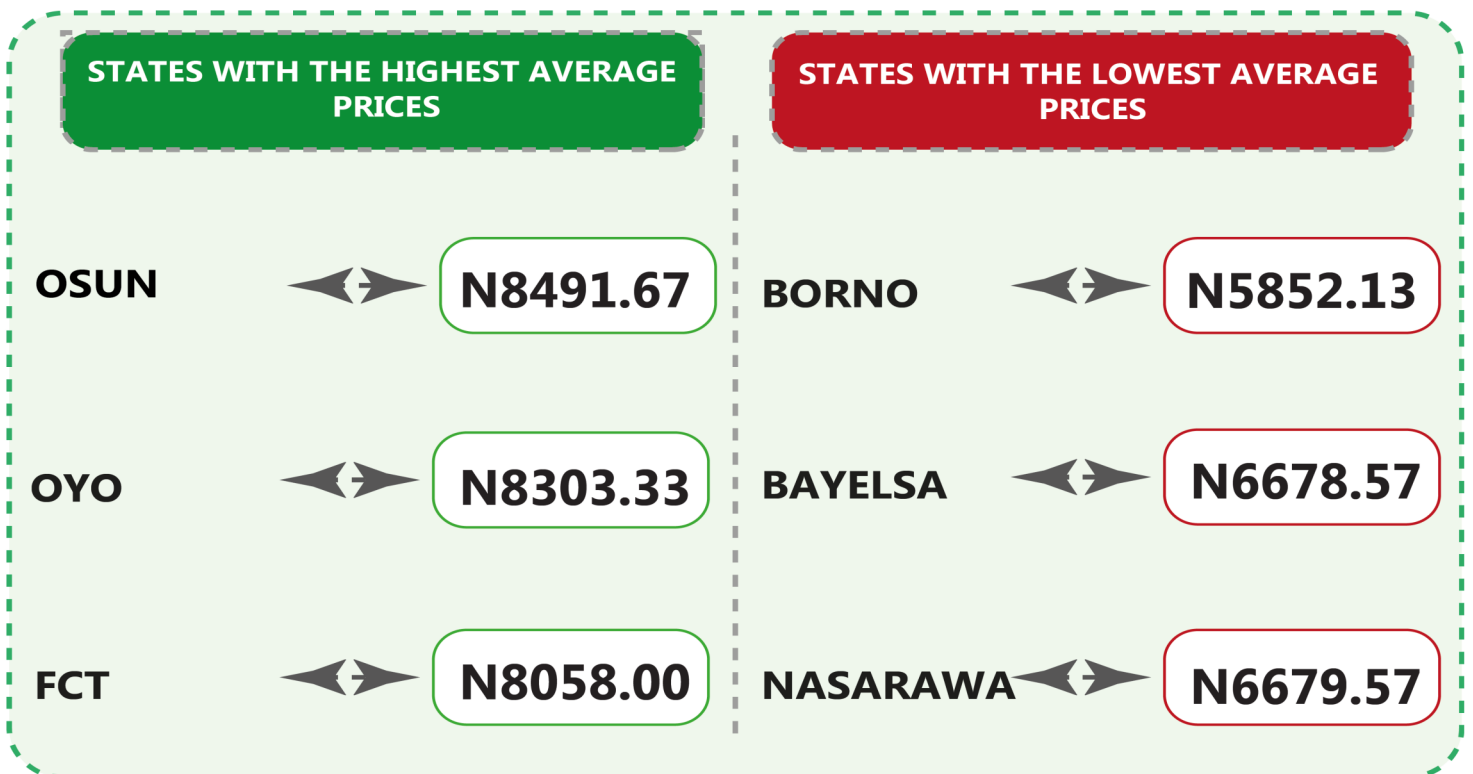
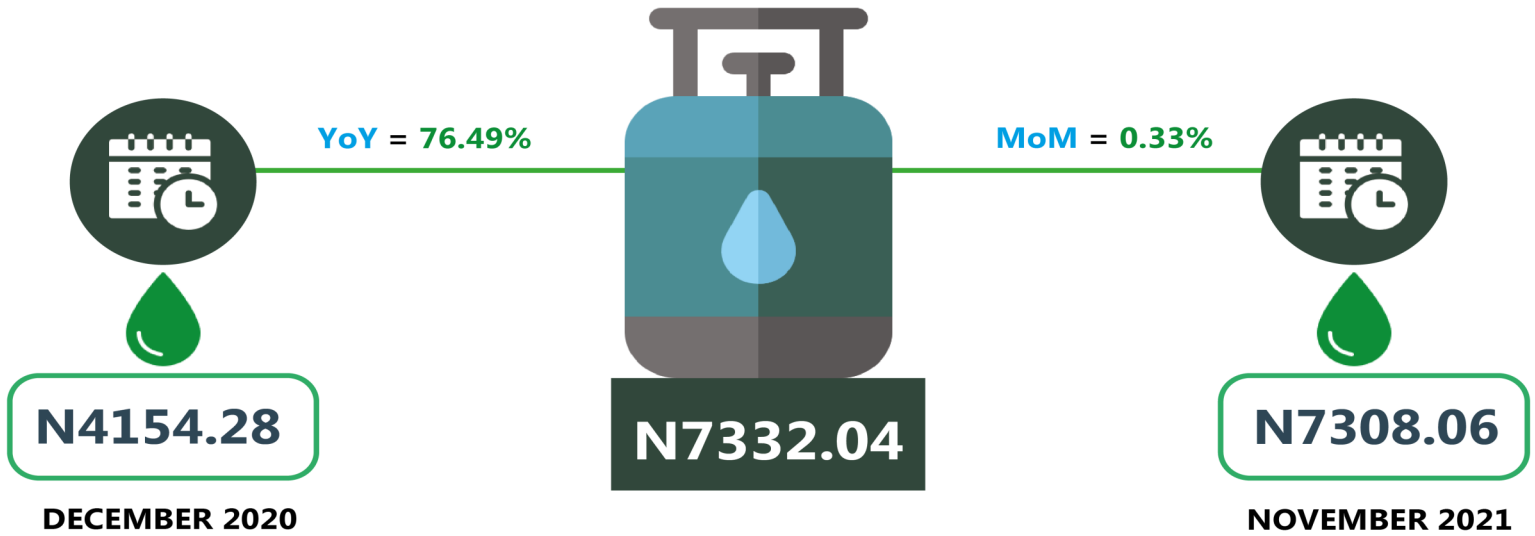
12 Month Average Prices– 5KG Refilling



LIQUEFIED PETROLEUM GAS (COOKING GAS)

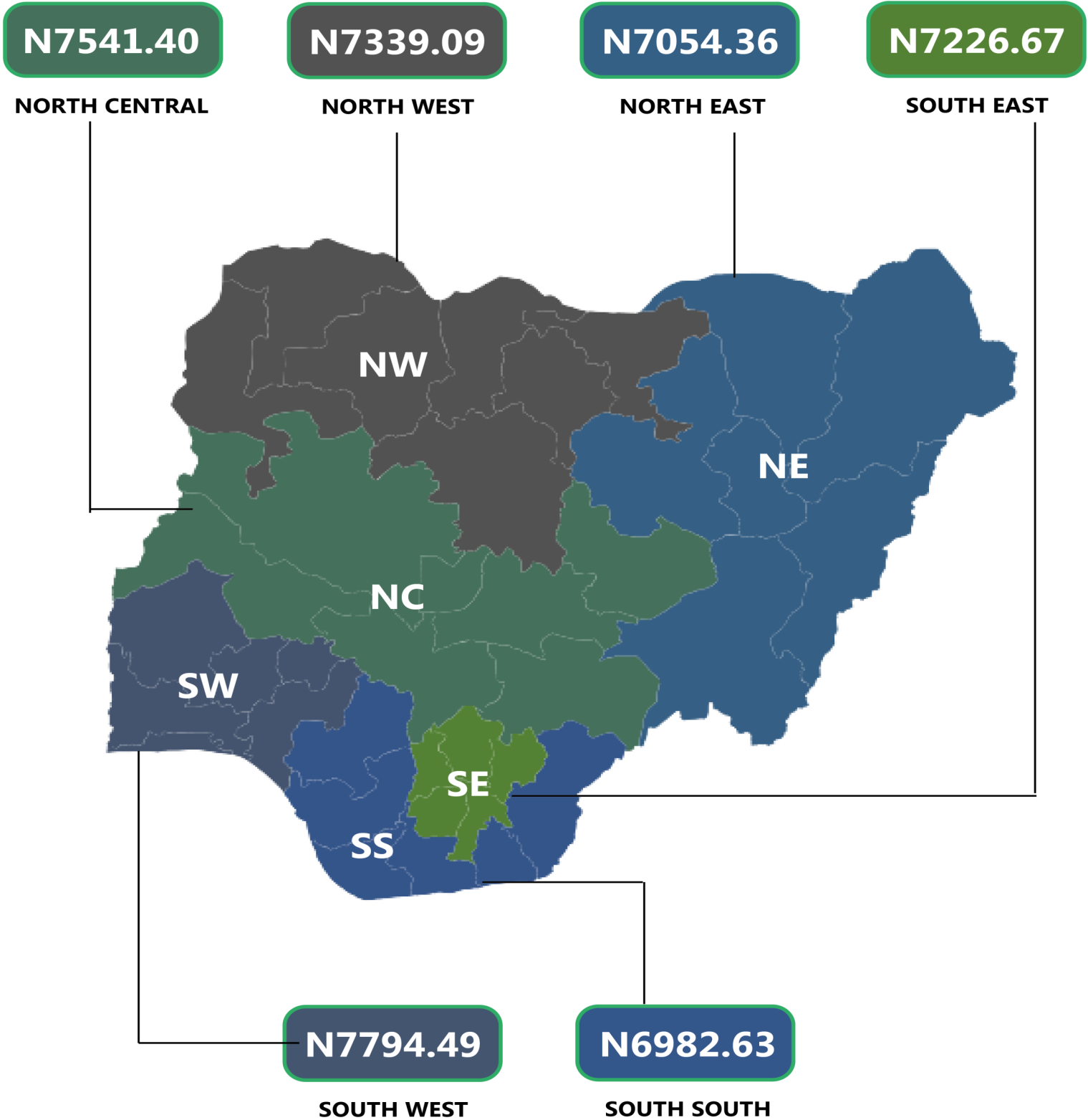
PRICE WATCH - DECEMBER 2021

Average Cooking Gas Prices Across States – 12.5KG Refilling

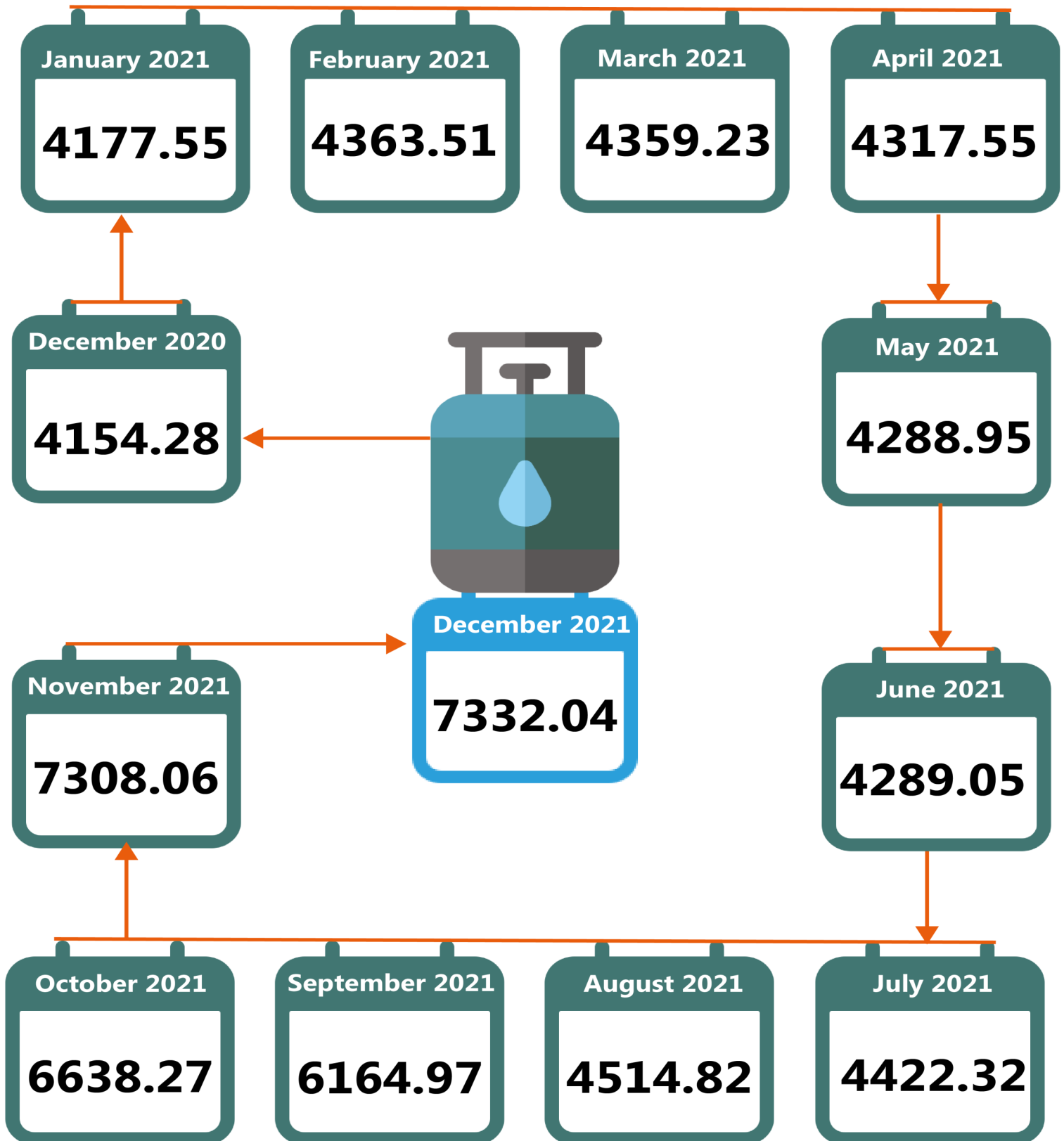


LIQUEFIED PETROLEUM GAS (COOKING GAS) PRICE WATCH - DECEMBER 2021

Average Cooking Gas Prices Across Zones – 12.5KG Refilling



**LIQUEFIED PETROLEUM GAS (COOKING GAS)
PRICE WATCH - DECEMBER 2021**
12 Month Average Prices – 12.5KG Refilling



METHODOLOGY

Field work is done solely by over 700 NBS Staff in all States of the federation supported by supervisors who are monitored by internal and external observers.

Fuel Prices are collected across all the 774 local governments across all States and the FCT from over 10,000 respondents and locations and reflect actual prices households state they actually bought those fuels together with the prices reportedly sold by the fuel suppliers.

The average of all these prices is then reported for each state and the average for the country is the average for the state.

APPENDIX

GAS FILLING (GAS) PRICE WATCH(5KG) -

	Dec-20	Nov-21	Dec-21	MoM	YoY
NORTH CENTRAL	1,928.37	3,309.81	3,713.02	12.18	92.55
Abuja	1,820.00	3,412.50	3,650.00	6.96	100.55
Benue	2,096.00	3,750.00	4,083.33	8.89	94.82
Kogi	1,847.62	3,342.86	3,837.50	14.80	107.70
Kwara	1,801.62	3,070.00	3,620.00	17.92	100.93
Nasarawa	1,966.67	3,060.00	3,706.00	21.11	88.44
Niger	2,166.67	3,266.67	3,875.00	18.62	78.85
Plateau	1,800.00	3,266.67	3,219.29	-1.45	78.85
NORTH EAST	2,309.24	2,492.23	3,160.77	26.83	36.88
Adamawa	2,392.88	2,396.03	2,398.40	0.10	0.23
Bauchi	2,489.12	2,486.58	2,586.43	4.02	3.91
Borno	2,396.69	2,395.20	3,966.67	65.61	65.51
Gombe	1,987.67	2,033.38	3,870.00	90.32	94.70
Taraba	2,254.11	3,300.00	3,600.00	9.09	59.71
Yobe	2,334.96	2,342.20	2,543.14	8.58	8.92
NORTH WEST	1,871.79	3,620.60	3,461.94	-4.38	84.95
Jigawa	1,750.00	3,820.00	3,135.23	-17.93	79.16
Kaduna	1,807.14	3,812.50	3,816.99	0.12	111.22
Kano	1,783.33	3,391.67	3,217.49	-5.14	80.42
Katsina	1,836.05	3,400.00	3,430.00	0.88	86.81
Kebbi	1,974.09	3,400.00	3,213.26	-5.49	62.77
Sokoto	1,920.00	3,720.00	3,610.59	-2.94	88.05
Zamfara	2,031.91	3,800.00	3,810.00	0.26	87.51
SOUTH EAST	1,786.73	3,722.18	3,781.06	1.58	111.62
Abia	1,878.45	3,711.11	3,770.39	1.60	100.72
Anambra	2,105.45	3,807.50	3,754.55	-1.39	78.32
Ebonyi	1,707.12	3,820.00	3,812.50	-0.20	123.33
Enugu	1,563.75	3,780.00	3,792.86	0.34	142.55
Imo	1,678.89	3,492.31	3,775.00	8.09	124.85
SOUTH SOUTH	2,011.34	3,206.48	3,744.17	16.77	86.15
Akwa Ibom	2,036.72	3,350.66	3,919.44	16.98	92.44
Bayelsa	1,983.38	2,043.55	3,214.29	57.29	62.06
Cross River	2,208.66	3,933.33	3,975.00	1.06	79.97
Delta	1,871.11	2,196.33	3,682.14	67.65	96.79
Edo	1,866.84	3,970.00	3,738.46	-5.83	100.26
Rivers	2,101.34	3,745.00	3,935.71	5.09	87.30
SOUTH WEST	1,780.43	3,540.57	3,741.41	5.67	110.14
Ekiti	1,897.88	3,700.00	3,909.38	5.66	105.99
Lagos	1,768.00	3,435.56	3,909.52	13.80	121.13
Ogun	1,850.00	3,288.18	3,550.00	7.96	91.89
Ondo	1,761.54	3,817.19	3,639.29	-4.66	106.60
Osun	1,713.50	3,387.50	3,820.83	12.79	122.98
Oyo	1,691.67	3,615.00	3,619.44	0.12	113.96

GAS FILLING (GAS) PRICE WATCH(12KG)

	Dec-20	Nov-21	Dec-21	MoM	YoY
NORTH CENTRAL	4,129.03	7,361.00	7,541.40	2.45	82.64
Abuja	3,954.54	7,886.00	8,058.00	2.18	103.77
Benue	4,466.67	7,485.71	7,175.00	-4.15	60.63
Kogi	4,035.00	7,213.00	7,750.00	7.44	92.07
Kwara	4,134.50	7,360.00	7,850.00	6.66	89.87
Nasarawa	4,312.50	6,390.63	6,679.57	4.52	54.89
Niger	3,500.00	7,025.00	7,416.83	5.58	111.91
Plateau	4,500.00	8,166.67	7,860.42	-3.75	74.68
NORTH EAST	4,190.96	6,647.22	7,054.36	6.12	68.32
Adamawa	4,000.00	6,730.00	7,220.00	7.28	80.50
Bauchi	4,454.26	6,500.00	6,939.47	6.76	55.79
Borno	4,185.71	5,413.33	5,852.13	8.11	39.81
Gombe	4,395.71	7,190.00	7,870.00	9.46	79.04
Taraba	4,000.00	7,750.00	7,750.00	0.00	93.75
Yobe	4,110.07	6,300.00	6,694.58	6.26	62.88
NORTH WEST	3,911.49	7,427.12	7,339.09	-1.19	87.63
Jigawa	4,073.97	6,950.00	7,000.00	0.72	71.82
Kaduna	3,191.67	7,823.17	7,311.38	-6.54	129.08
Kano	3,858.33	6,816.67	6,900.00	1.22	78.83
Katsina	3,822.53	7,900.00	7,800.00	-1.27	104.05
Kebbi	4,171.43	8,000.00	7,575.18	-5.31	81.60
Sokoto	4,800.00	7,000.00	7,094.15	1.34	47.79
Zamfara	3,462.50	7,500.00	7,692.91	2.57	122.18
SOUTH EAST	4,076.49	7,191.11	7,226.67	0.49	77.28
Abia	4,136.36	6,754.65	7,296.67	8.02	76.40
Anambra	4,027.27	6,777.78	7,188.46	6.06	78.49
Ebonyi	3,951.20	6,930.00	6,800.00	-1.88	72.10
Enugu	4,189.50	7,308.50	7,785.71	6.53	85.84
Imo	4,078.13	8,184.62	7,062.50	-13.71	73.18
SOUTH SOUTH	4,606.30	7,150.19	6,982.63	-2.34	51.59
Akwa Ibom	4,614.49	6,681.82	6,708.33	0.40	45.38
Bayelsa	4,494.44	6,980.77	6,678.57	-4.33	48.60
Cross River	4,800.00	7,277.27	6,725.00	-7.59	40.10
Delta	4,838.46	7,960.42	7,464.29	-6.23	54.27
Edo	4,415.38	6,869.64	7,053.85	2.68	59.76
Rivers	4,475.00	7,131.25	7,265.71	1.89	62.36
SOUTH WEST	4,043.12	8,023.55	7,794.49	-2.85	92.78
Ekiti	4,351.33	7,204.17	6,746.88	-6.35	55.05
Lagos	4,014.71	7,540.79	7,695.24	2.05	91.68
Ogun	4,183.33	7,595.32	7,737.50	1.87	84.96
Ondo	3,740.38	8,721.43	7,792.31	-10.65	108.33
Osun	4,140.38	8,431.25	8,491.67	0.72	105.09
Oyo	3,828.57	8,648.33	8,303.33	-3.99	116.88

CONTACT



National Bureau of Statistics

Head Office

Plot 762 Independence Avenue,
Central Business District, Garki
Abuja.

Sunday J. Ichedi

Information Desk

Head, Communication & Public
Relations Department (C&PRD)
Phone: +2348037051701
sjichedi@nigerianstat.gov.ng

Moses Mathew

Statistical Information Officer

Phone: +2347069071157
matmoses@nigerianstat.gov.ng

Nuhu Joseph Waney II

Chief of Protocol

Phone: +2348037020063
jwnuhu@nigerianstat.gov.ng



@nigerianstat



NBSNigeria



Nbs_nigeria

